

## IOWA STATE AVERAGE CORN PRICES FOR NOVEMBER 2019

	NW - I	NC - II	NE - III	SW - IV	SC - V	SE - VI	State Average
<b>1</b>	3.6914	3.6190	3.6067	3.6183	3.5900	3.6157	3.6292
<b>2</b>							
<b>3</b>							
<b>4</b>	3.6314	3.5620	3.5433	3.5500	3.5271	3.5771	3.5707
<b>5</b>	3.6271	3.5540	3.5367	3.5400	3.5257	3.5786	3.5651
<b>6</b>	3.6000	3.5270	3.4989	3.5033	3.4957	3.5486	3.5343
<b>7</b>	3.5514	3.4890	3.4611	3.4600	3.4557	3.4971	3.4918
<b>8</b>	3.5786	3.5120	3.4889	3.4829	3.4757	3.5171	3.5158
<b>9</b>							
<b>10</b>							
<b>11</b>							
<b>12</b>	3.5814	3.5170	3.4967	3.4833	3.4857	3.5300	3.5216
<b>13</b>	3.5600	3.4910	3.4844	3.4571	3.4643	3.5129	3.5004
<b>14</b>	3.5380	3.4980	3.4929	3.4686	3.4686	3.5233	3.5023
<b>15</b>	3.5229	3.4510	3.4433	3.4183	3.4129	3.4757	3.4603
<b>16</b>							
<b>17</b>							
<b>18</b>	3.4957	3.4200	3.4122	3.3917	3.3829	3.4443	3.4307
<b>19</b>	3.5214	3.4467	3.4344	3.4100	3.4029	3.4657	3.4542
<b>20</b>	3.4929	3.4060	3.3900	3.3783	3.3729	3.4433	3.4195
<b>21</b>	3.5043	3.4210	3.4122	3.3900	3.3917	3.4586	3.4350
<b>22</b>	3.5100	3.4200	3.4144	3.3967	3.3957	3.4571	3.4373
<b>23</b>							
<b>24</b>							
<b>25</b>	3.5157	3.4344	3.4225	3.3920	3.3900	3.4633	3.4437
<b>26</b>	3.4986	3.4050	3.4043	3.3883	3.3857	3.4429	3.4252
<b>27</b>	3.4514	3.3575	3.3689	3.3320	3.3314	3.4186	3.3809
<b>28</b>							
<b>29</b>							
<b>30</b>							
Mo Avg	3.5485	3.4739	3.4618	3.4478	3.4419	3.4983	3.4843

Prepared by Iowa Department of Agriculture and Land Stewardship  
Agricultural Marketing Bureau, Des Moines, Iowa

## IOWA STATE AVERAGE BEAN PRICES FOR NOVEMBER 2019

	NW - I	NC - II	NE - III	SW - IV	SC - V	SE - VI	State Average
<b>1</b>	8.4429	8.4840	8.6700	8.4100	8.4914	8.8500	8.5357
<b>2</b>							
<b>3</b>							
<b>4</b>	8.4757	8.4940	8.7122	8.4267	8.5257	8.8786	8.5609
<b>5</b>	8.4400	8.4610	8.6456	8.3867	8.4914	8.8486	8.5222
<b>6</b>	8.3871	8.4020	8.6222	8.3338	8.4400	8.7757	8.4690
<b>7</b>	8.4771	8.4950	8.7056	8.4200	8.5300	8.8671	8.5585
<b>8</b>	8.4386	8.4400	8.6578	8.3771	8.4757	8.8086	8.5096
<b>9</b>							
<b>10</b>							
<b>11</b>							
<b>12</b>	8.3500	8.3220	8.5322	8.2767	8.3671	8.6786	8.3993
<b>13</b>	8.3500	8.3090	8.5067	8.2829	8.3514	8.6671	8.3904
<b>14</b>	8.3680	8.3450	8.5586	8.3014	8.3714	8.6817	8.4173
<b>15</b>	8.3914	8.3550	8.5422	8.3333	8.3971	8.7057	8.4337
<b>16</b>							
<b>17</b>							
<b>18</b>	8.3186	8.2800	8.4644	8.2533	8.3171	8.6371	8.3584
<b>19</b>	8.3714	8.3044	8.4789	8.2800	8.3443	8.6457	8.3865
<b>20</b>	8.3186	8.2450	8.3800	8.2450	8.2771	8.5900	8.3269
<b>21</b>	8.2843	8.2270	8.3678	8.1800	8.2367	8.5171	8.2894
<b>22</b>	8.2743	8.2011	8.3256	8.1717	8.2143	8.4957	8.2685
<b>23</b>							
<b>24</b>							
<b>25</b>	8.2314	8.1533	8.2663	8.1560	8.1583	8.4267	8.2216
<b>26</b>	8.1571	8.0700	8.2457	8.0517	8.0929	8.3686	8.1503
<b>27</b>	8.1371	8.0738	8.1856	8.0700	8.0814	8.3486	8.1381
<b>28</b>							
<b>29</b>							
<b>30</b>							
Mo Avg	8.3452	8.3145	8.4926	8.2753	8.3424	8.6551	8.3853

Prepared by Iowa Department of Agriculture and Land Stewardship  
 Agricultural Marketing Bureau, Des Moines, Iowa

## IOWA DAILY CORN RANGES FOR NOVEMBER 2019

	NW - I		NC - II		NE - III		SW - IV		SC - V		SE - VI	
	LOW	HIGH	LOW	HIGH	LOW	HIGH	LOW	HIGH	LOW	HIGH	LOW	HIGH
<b>1</b>	3.61	3.83	3.54	3.66	3.55	3.72	3.59	3.64	3.54	3.69	3.51	3.79
<b>2</b>												
<b>3</b>												
<b>4</b>	3.55	3.77	3.48	3.63	3.49	3.61	3.53	3.57	3.48	3.61	3.45	3.73
<b>5</b>	3.54	3.76	3.47	3.61	3.48	3.60	3.52	3.56	3.46	3.67	3.47	3.72
<b>6</b>	3.51	3.75	3.44	3.60	3.44	3.57	3.46	3.52	3.43	3.64	3.44	3.69
<b>7</b>	3.47	3.71	3.40	3.57	3.41	3.53	3.40	3.48	3.39	3.60	3.40	3.65
<b>8</b>	3.49	3.73	3.42	3.59	3.44	3.55	3.42	3.53	3.41	3.62	3.42	3.67
<b>9</b>												
<b>10</b>												
<b>11</b>												
<b>12</b>	3.50	3.74	3.43	3.59	3.45	3.56	3.43	3.51	3.42	3.63	3.43	3.68
<b>13</b>	3.47	3.71	3.40	3.59	3.43	3.56	3.40	3.50	3.39	3.65	3.40	3.65
<b>14</b>	3.48	3.71	3.41	3.58	3.43	3.57	3.41	3.51	3.40	3.63	3.41	3.69
<b>15</b>	3.43	3.69	3.36	3.55	3.39	3.52	3.36	3.46	3.37	3.51	3.37	3.64
<b>16</b>												
<b>17</b>												
<b>18</b>	3.40	3.66	3.33	3.51	3.36	3.49	3.33	3.43	3.34	3.48	3.34	3.61
<b>19</b>	3.42	3.68	3.35	3.52	3.36	3.51	3.34	3.45	3.36	3.50	3.36	3.63
<b>20</b>	3.39	3.69	3.32	3.48	3.33	3.42	3.31	3.42	3.33	3.47	3.36	3.60
<b>21</b>	3.39	3.71	3.34	3.49	3.35	3.48	3.33	3.44	3.34	3.45	3.35	3.62
<b>22</b>	3.40	3.71	3.34	3.49	3.35	3.48	3.35	3.44	3.35	3.51	3.37	3.62
<b>23</b>												
<b>24</b>												
<b>25</b>	3.38	3.72	3.36	3.51	3.36	3.46	3.36	3.42	3.35	3.48	3.30	3.64
<b>26</b>	3.36	3.72	3.33	3.46	3.33	3.48	3.34	3.44	3.33	3.49	3.27	3.61
<b>27</b>	3.31	3.69	3.28	3.42	3.29	3.43	3.28	3.42	3.28	3.45	3.30	3.56
<b>28</b>												
<b>29</b>												
<b>30</b>												
Mo Avg	3.5485		3.4739		3.4618		3.4478		3.4419		3.4983	
									State average		3.4843	

Prepared by Iowa Department of Agriculture and Land Stewardship  
Agricultural Marketing Bureau, Des Moines, Iowa

## IOWA DAILY SOYBEAN RANGES FOR NOVEMBER 2019

	NW - I		NC - II		NE - III		SW - IV		SC - V		SE - VI	
	LOW	HIGH	LOW	HIGH	LOW	HIGH	LOW	HIGH	LOW	HIGH	LOW	HIGH
<b>1</b>	8.42	8.47	8.43	8.55	8.47	8.95	8.32	8.50	8.45	8.59	8.53	8.98
<b>2</b>												
<b>3</b>												
<b>4</b>	8.44	8.53	8.43	8.60	8.48	8.96	8.33	8.51	8.48	8.61	8.55	9.00
<b>5</b>	8.40	8.49	8.40	8.56	8.42	8.92	8.29	8.47	8.44	8.62	8.51	8.96
<b>6</b>	8.34	8.43	8.35	8.49	8.40	8.88	8.25	8.40	8.38	8.55	8.53	8.90
<b>7</b>	8.43	8.52	8.44	8.58	8.51	8.96	8.32	8.49	8.47	8.64	8.62	9.00
<b>8</b>	8.38	8.51	8.39	8.53	8.45	8.89	8.31	8.44	8.42	8.61	8.56	8.93
<b>9</b>												
<b>10</b>												
<b>11</b>												
<b>12</b>	8.26	8.42	8.25	8.39	8.31	8.77	8.17	8.38	8.29	8.47	8.42	8.81
<b>13</b>	8.27	8.45	8.23	8.37	8.29	8.75	8.20	8.36	8.26	8.50	8.45	8.80
<b>14</b>	8.29	8.47	8.25	8.41	8.31	8.78	8.21	8.38	8.28	8.52	8.47	8.82
<b>15</b>	8.30	8.48	8.26	8.43	8.32	8.79	8.23	8.41	8.33	8.53	8.48	8.85
<b>16</b>												
<b>17</b>												
<b>18</b>	8.22	8.40	8.18	8.40	8.24	8.73	8.15	8.33	8.25	8.45	8.40	8.77
<b>19</b>	8.27	8.52	8.20	8.40	8.26	8.74	8.17	8.34	8.31	8.46	8.42	8.76
<b>20</b>	8.20	8.45	8.13	8.34	8.19	8.68	8.20	8.28	8.24	8.40	8.52	8.68
<b>21</b>	8.16	8.41	8.15	8.31	8.15	8.64	8.06	8.26	8.20	8.36	8.31	8.61
<b>22</b>	8.17	8.42	8.11	8.27	8.11	8.55	8.02	8.22	8.17	8.32	8.27	8.59
<b>23</b>												
<b>24</b>												
<b>25</b>	8.13	8.37	8.07	8.22	8.07	8.60	8.13	8.18	8.14	8.19	8.22	8.55
<b>26</b>	8.04	8.29	7.98	8.12	7.98	8.60	7.89	8.10	8.06	8.19	8.14	8.46
<b>27</b>	8.02	8.27	7.96	8.19	7.96	8.45	8.04	8.09	8.06	8.17	8.12	8.44
<b>28</b>												
<b>29</b>												
<b>30</b>												
Mo Avg	8.3452		8.3145		8.4926		8.2753		8.3424		8.6551	
									State average		8.3853	

Prepared by Iowa Department of Agriculture and Land Stewardship  
Agricultural Marketing Bureau, Des Moines, Iowa

## IOWA DAILY CORN BASIS FOR NOVEMBER 2019

	NW - I	NC - II	NE - III	SW - IV	SC - V	SE - VI	Basis Average
<b>1</b>	-0.20	-0.27	-0.29	-0.27	-0.30	-0.28	-0.26
<b>2</b>							
<b>3</b>							
<b>4</b>	-0.20	-0.27	-0.29	-0.28	-0.31	-0.26	-0.26
<b>5</b>	-0.19	-0.26	-0.28	-0.28	-0.29	-0.24	-0.25
<b>6</b>	-0.19	-0.26	-0.29	-0.28	-0.29	-0.24	-0.25
<b>7</b>	-0.20	-0.26	-0.29	-0.29	-0.30	-0.26	-0.26
<b>8</b>	-0.19	-0.26	-0.28	-0.29	-0.30	-0.26	-0.26
<b>9</b>							
<b>10</b>							
<b>11</b>							
<b>12</b>	-0.19	-0.26	-0.28	-0.29	-0.29	-0.25	-0.25
<b>13</b>	-0.19	-0.26	-0.27	-0.30	-0.29	-0.24	-0.25
<b>14</b>	-0.22	-0.26	-0.26	-0.29	-0.29	-0.23	-0.26
<b>15</b>	-0.19	-0.26	-0.27	-0.29	-0.30	-0.24	-0.25
<b>16</b>							
<b>17</b>							
<b>18</b>	-0.18	-0.26	-0.27	-0.29	-0.29	-0.23	-0.25
<b>19</b>	-0.18	-0.25	-0.27	-0.29	-0.30	-0.23	-0.25
<b>20</b>	-0.17	-0.26	-0.28	-0.29	-0.29	-0.22	-0.25
<b>21</b>	-0.18	-0.26	-0.27	-0.30	-0.29	-0.23	-0.25
<b>22</b>	-0.18	-0.27	-0.27	-0.29	-0.29	-0.23	-0.25
<b>23</b>							
<b>24</b>							
<b>25</b>	-0.18	-0.27	-0.28	-0.31	-0.31	-0.24	-0.26
<b>26</b>	-0.18	-0.27	-0.27	-0.29	-0.29	-0.23	-0.25
<b>27</b>	-0.18	-0.27	-0.26	-0.30	-0.30	-0.21	-0.25
<b>28</b>							
<b>29</b>							
<b>30</b>							
Mo Avg	-0.19	-0.26	-0.28	-0.29	-0.30	-0.24	-0.25

Basis determined by using (DEC) contract.

Prepared by Iowa Department of Agriculture and Land Stewardship

Agricultural Marketing Bureau, Des Moines, Iowa

## IOWA DAILY SOYBEAN BASIS FOR NOVEMBER 2019

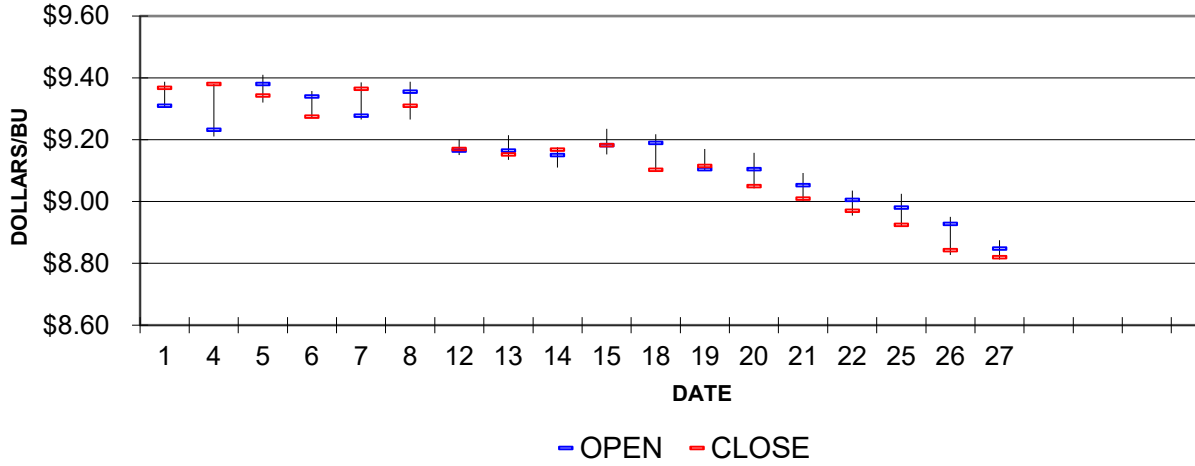
	NW - I	NC - II	NE - III	SW - IV	SC - V	SE - VI	Basis Average
<b>1</b>	-0.92	-0.88	-0.70	-0.96	-0.88	-0.52	-0.83
<b>2</b>							
<b>3</b>							
<b>4</b>	-0.90	-0.89	-0.67	-0.95	-0.85	-0.50	-0.82
<b>5</b>	-0.90	-0.88	-0.70	-0.96	-0.85	-0.49	-0.82
<b>6</b>	-0.89	-0.87	-0.65	-0.94	-0.84	-0.50	-0.81
<b>7</b>	-0.89	-0.87	-0.66	-0.95	-0.84	-0.50	-0.81
<b>8</b>	-0.87	-0.87	-0.65	-0.93	-0.83	-0.50	-0.80
<b>9</b>							
<b>10</b>							
<b>11</b>							
<b>12</b>	-0.82	-0.85	-0.64	-0.89	-0.80	-0.49	-0.77
<b>13</b>	-0.80	-0.84	-0.65	-0.87	-0.80	-0.49	-0.76
<b>14</b>	-0.80	-0.82	-0.61	-0.87	-0.80	-0.49	-0.75
<b>15</b>	-0.79	-0.83	-0.64	-0.85	-0.79	-0.48	-0.75
<b>16</b>							
<b>17</b>							
<b>18</b>	-0.78	-0.82	-0.64	-0.85	-0.79	-0.47	-0.74
<b>19</b>	-0.74	-0.81	-0.64	-0.84	-0.77	-0.47	-0.73
<b>20</b>	-0.73	-0.81	-0.67	-0.81	-0.77	-0.46	-0.72
<b>21</b>	-0.73	-0.78	-0.64	-0.83	-0.77	-0.49	-0.72
<b>22</b>	-0.70	-0.77	-0.64	-0.80	-0.76	-0.47	-0.70
<b>23</b>							
<b>24</b>							
<b>25</b>	-0.69	-0.77	-0.66	-0.77	-0.77	-0.50	-0.70
<b>26</b>	-0.69	-0.77	-0.60	-0.79	-0.75	-0.47	-0.69
<b>27</b>	-0.68	-0.75	-0.63	-0.75	-0.74	-0.47	-0.68
<b>28</b>							
<b>29</b>							
<b>30</b>							
Mo Avg	-0.80	-0.83	-0.65	-0.87	-0.80	-0.49	-0.76

Basis determined by using (JAN) contract.

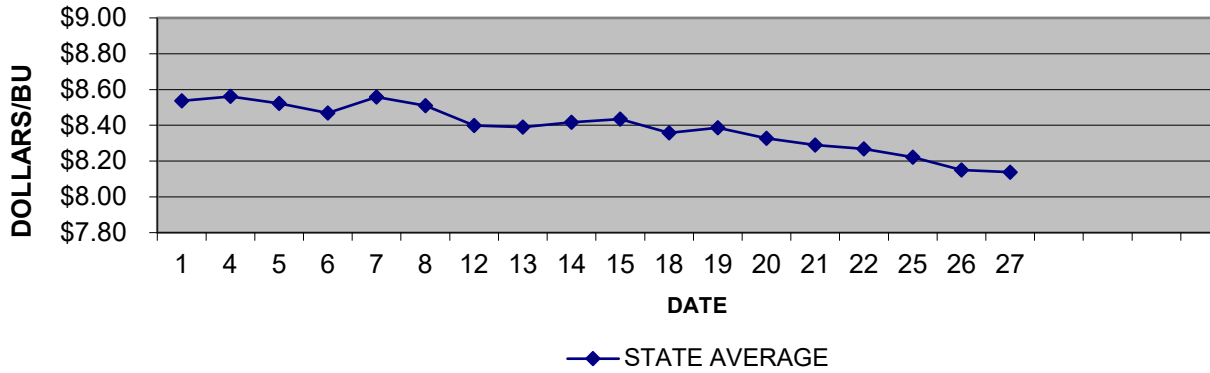
Prepared by Iowa Department of Agriculture and Land Stewardship

Agricultural Marketing Bureau, Des Moines, Iowa

### NOVEMBER 2019 SOYBEANS CBOT- (JAN)

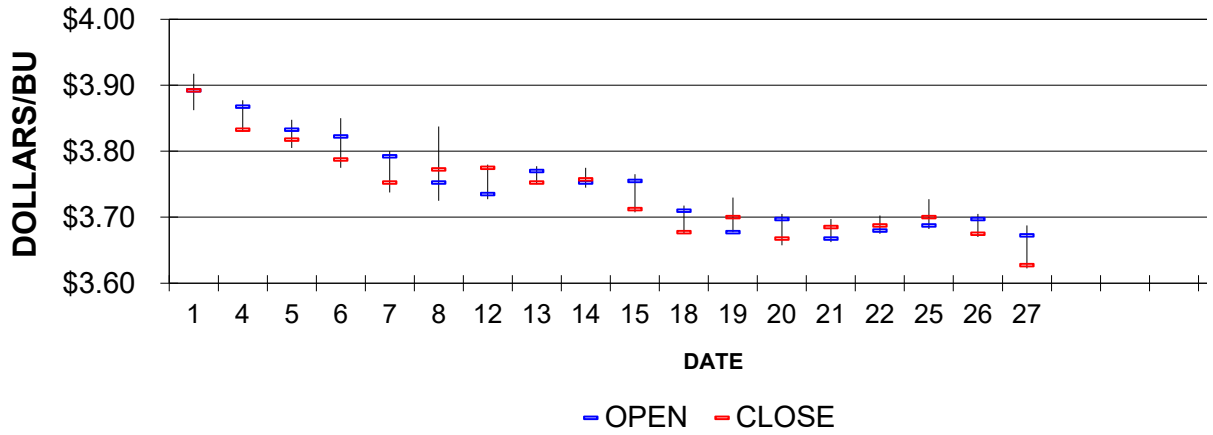


### IOWA - STATE AVERAGE SOYBEANS - CASH

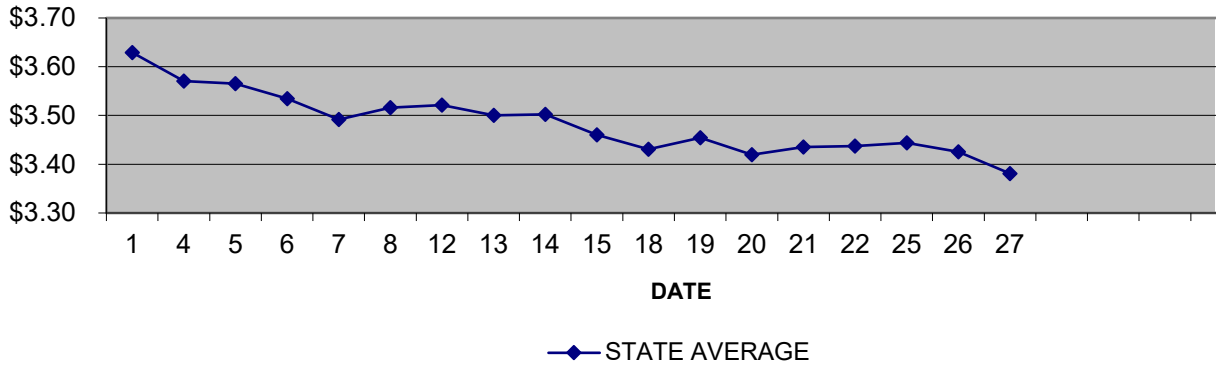


Source: Iowa Department of Agriculture and Land Stewardship

### NOVEMBER 2019 CORN CBOT - (DEC)



### IOWA - STATE AVERAGE CORN - CASH



Source: Iowa Department of Agriculture and Land Stewardship