

IOWA STATE AVERAGE BEAN PRICES FOR FEBRUARY 2020

	NW - I	NC - II	NE - III	SW - IV	SC - V	SE - VI	State Average
1							
2							
3	8.1514	8.1510	8.1800	8.1643	8.1557	8.2600	8.1715
4	8.1829	8.1840	8.2056	8.1900	8.1829	8.3100	8.2037
5	8.1900	8.1889	8.1686	8.2017	8.1843	8.2933	8.2016
6	8.2071	8.2030	8.2144	8.2333	8.1914	8.3343	8.2259
7	8.2171	8.2230	8.2244	8.2333	8.2014	8.3483	8.2375
8							
9							
10	8.2371	8.2450	8.2578	8.2583	8.2186	8.3900	8.2630
11	8.2614	8.2570	8.2833	8.2900	8.2200	8.4014	8.2813
12	8.3471	8.3380	8.3444	8.3586	8.3086	8.4843	8.3600
13	8.3843	8.3840	8.4011	8.3957	8.3671	8.5133	8.4031
14	8.3657	8.3660	8.3878	8.3717	8.3567	8.4986	8.3859
15							
16							
17							
18	8.3533	8.3540	8.3622	8.3733	8.3367	8.5043	8.3756
19	8.4114	8.4180	8.4322	8.4271	8.4029	8.5500	8.4353
20	8.3729	8.3820	8.3878	8.3817	8.3629	8.5100	8.3953
21	8.3500	8.3571	8.3417	8.3660	8.3383	8.4633	8.3668
22							
23							
24	8.1914	8.1950	8.2089	8.2017	8.1743	8.3214	8.2113
25	8.2486	8.2440	8.2556	8.2550	8.2343	8.3714	8.2637
26	8.2743	8.2670	8.2844	8.2900	8.2800	8.3986	8.2928
27	8.3300	8.3230	8.3422	8.3400	8.3243	8.4429	8.3453
28	8.3057	8.3110	8.3289	8.3283	8.3157	8.4243	8.3300
29							
Mo Avg	8.2833	8.2837	8.2953	8.2979	8.2714	8.4116	8.3026

IOWA STATE AVERAGE CORN PRICES FOR FEBRUARY 2020

	NW - I	NC - II	NE - III	SW - IV	SC - V	SE - VI	State Average
1							
2							
3	3.7014	3.6070	3.5511	3.6086	3.5827	3.5650	3.6103
4	3.7343	3.6450	3.5844	3.6483	3.6114	3.6057	3.6462
5	3.7343	3.6333	3.5757	3.6400	3.6029	3.5967	3.6385
6	3.7143	3.6210	3.5544	3.6300	3.5786	3.5757	3.6213
7	3.7571	3.6630	3.6111	3.6767	3.6229	3.6183	3.6669
8							
9							
10	3.7429	3.6500	3.5944	3.6600	3.6057	3.5971	3.6512
11	3.7229	3.6300	3.5722	3.6214	3.5783	3.5771	3.6279
12	3.7543	3.6610	3.6056	3.6671	3.6186	3.6029	3.6614
13	3.7200	3.6250	3.5700	3.6329	3.5871	3.5633	3.6260
14	3.7029	3.6110	3.5578	3.6250	3.5533	3.5343	3.6090
15							
16							
17							
18	3.7383	3.6660	3.6156	3.6750	3.6133	3.6071	3.6623
19	3.7300	3.6450	3.5878	3.6514	3.5986	3.5829	3.6426
20	3.7243	3.6310	3.5700	3.6417	3.5800	3.5629	3.6291
21	3.7117	3.6043	3.5500	3.6200	3.5683	3.5167	3.6061
22							
23							
24	3.6586	3.5580	3.5133	3.5733	3.5257	3.4986	3.5636
25	3.6614	3.5680	3.5156	3.5800	3.5371	3.5100	3.5706
26	3.6414	3.5500	3.4944	3.5617	3.5171	3.4886	3.5511
27	3.5829	3.4940	3.4411	3.5000	3.4514	3.4343	3.4937
28	3.5900	3.5020	3.4556	3.4983	3.4486	3.4471	3.5011
29							
Mo Avg	3.7012	3.6087	3.5537	3.6164	3.5675	3.5518	3.6094

IOWA DAILY CORN RANGES FOR FEBRUARY 2020

	NW - I		NC - II		NE - III		SW - IV		SC - V		SE - VI	
	LOW	HIGH	LOW	HIGH	LOW	HIGH	LOW	HIGH	LOW	HIGH	LOW	HIGH
1												
2												
3	3.60	3.89	3.50	3.67	3.46	3.62	3.55	3.65	3.52	3.72	3.49	3.69
4	3.63	3.92	3.53	3.72	3.50	3.65	3.62	3.68	3.55	3.75	3.52	3.76
5	3.62	3.91	3.52	3.71	3.49	3.64	3.61	3.68	3.54	3.75	3.54	3.75
6	3.62	3.89	3.51	3.69	3.44	3.63	3.61	3.66	3.52	3.70	3.51	3.73
7	3.66	3.94	3.55	3.73	3.51	3.68	3.65	3.71	3.57	3.72	3.55	3.78
8												
9												
10	3.65	3.92	3.54	3.72	3.49	3.67	3.64	3.69	3.55	3.71	3.51	3.76
11	3.63	3.90	3.52	3.70	3.49	3.65	3.56	3.65	3.53	3.69	3.49	3.74
12	3.66	3.93	3.55	3.73	3.53	3.68	3.63	3.70	3.56	3.72	3.53	3.77
13	3.62	3.90	3.51	3.69	3.50	3.64	3.59	3.67	3.53	3.68	3.46	3.74
14	3.61	3.88	3.50	3.68	3.50	3.63	3.60	3.65	3.51	3.63	3.45	3.72
15												
16												
17												
18	3.66	3.93	3.55	3.73	3.54	3.68	3.65	3.70	3.56	3.72	3.50	3.77
19	3.63	3.91	3.52	3.70	3.51	3.66	3.62	3.68	3.54	3.69	3.47	3.75
20	3.65	3.89	3.50	3.71	3.49	3.64	3.61	3.66	3.52	3.67	3.45	3.73
21	3.64	3.87	3.49	3.67	3.47	3.62	3.60	3.63	3.50	3.66	3.42	3.60
22												
23												
24	3.59	3.82	3.44	3.62	3.43	3.57	3.55	3.59	3.45	3.67	3.39	3.66
25	3.59	3.83	3.44	3.62	3.43	3.58	3.56	3.60	3.46	3.67	3.40	3.67
26	3.57	3.81	3.42	3.60	3.43	3.56	3.54	3.58	3.44	3.65	3.35	3.65
27	3.51	3.74	3.36	3.56	3.37	3.49	3.48	3.53	3.38	3.56	3.34	3.59
28	3.51	3.76	3.36	3.56	3.37	3.52	3.48	3.53	3.37	3.58	3.36	3.61
29												

Mo Avg	3.7012	3.6087	3.5537	3.6164	3.5675	3.5518
					State average	3.6094

IOWA DAILY SOYBEAN RANGES FOR FEBRUARY 2020

	NW - I		NC - II		NE - III		SW - IV		SC - V		SE - VI	
	LOW	HIGH	LOW	HIGH	LOW	HIGH	LOW	HIGH	LOW	HIGH	LOW	HIGH
1												
2												
3	8.12	8.17	8.11	8.19	8.06	8.35	8.12	8.19	8.13	8.19	8.07	8.43
4	8.15	8.20	8.14	8.22	8.08	8.38	8.15	8.22	8.16	8.22	8.09	8.44
5	8.15	8.21	8.14	8.21	8.08	8.24	8.17	8.22	8.16	8.22	8.10	8.45
6	8.17	8.23	8.15	8.23	8.10	8.39	8.18	8.30	8.16	8.24	8.11	8.47
7	8.18	8.24	8.18	8.24	8.10	8.40	8.19	8.27	8.17	8.25	8.23	8.48
8												
9												
10	8.20	8.26	8.20	8.26	8.12	8.42	8.24	8.29	8.14	8.29	8.24	8.51
11	8.23	8.30	8.23	8.27	8.14	8.47	8.25	8.35	8.15	8.30	8.26	8.52
12	8.31	8.37	8.31	8.37	8.21	8.55	8.33	8.40	8.22	8.38	8.33	8.60
13	8.36	8.41	8.36	8.41	8.25	8.59	8.36	8.44	8.31	8.41	8.37	8.66
14	8.34	8.39	8.34	8.39	8.21	8.57	8.34	8.39	8.32	8.39	8.35	8.64
15												
16												
17												
18	8.32	8.39	8.32	8.40	8.22	8.54	8.32	8.40	8.30	8.37	8.33	8.62
19	8.38	8.44	8.37	8.45	8.29	8.60	8.37	8.45	8.35	8.45	8.38	8.67
20	8.35	8.39	8.35	8.41	8.25	8.55	8.33	8.41	8.31	8.41	8.33	8.63
21	8.33	8.37	8.32	8.38	8.23	8.50	8.31	8.41	8.29	8.41	8.30	8.59
22												
23												
24	8.16	8.22	8.16	8.22	8.07	8.37	8.14	8.24	8.12	8.24	8.14	8.44
25	8.21	8.28	8.21	8.27	8.12	8.42	8.19	8.30	8.17	8.35	8.19	8.49
26	8.23	8.32	8.23	8.29	8.19	8.44	8.23	8.34	8.22	8.39	8.24	8.51
27	8.28	8.36	8.28	8.35	8.23	8.49	8.30	8.37	8.27	8.42	8.25	8.56
28	8.26	8.33	8.27	8.35	8.21	8.46	8.28	8.38	8.25	8.40	8.27	8.54
29												

Mo Avg	8.2833	8.2837	8.2953	8.2979	8.2714	8.4116
					State average	8.3026

IOWA DAILY CORN BASIS FOR FEBRUARY 2020

	NW - I	NC - II	NE - III	SW - IV	SC - V	SE - VI	Basis Average
1							
2							
3	-0.09	-0.18	-0.24	-0.18	-0.20	-0.22	-0.18
4	-0.09	-0.18	-0.24	-0.17	-0.21	-0.22	-0.18
5	-0.07	-0.17	-0.23	-0.17	-0.20	-0.21	-0.17
6	-0.08	-0.17	-0.24	-0.16	-0.21	-0.22	-0.17
7	-0.08	-0.17	-0.22	-0.16	-0.21	-0.22	-0.17
8							
9							
10	-0.07	-0.17	-0.22	-0.16	-0.21	-0.22	-0.17
11	-0.07	-0.17	-0.23	-0.18	-0.22	-0.22	-0.17
12	-0.08	-0.17	-0.22	-0.16	-0.21	-0.23	-0.17
13	-0.08	-0.17	-0.23	-0.16	-0.21	-0.23	-0.17
14	-0.07	-0.17	-0.22	-0.15	-0.22	-0.24	-0.17
15							
16							
17							
18	-0.09	-0.16	-0.21	-0.16	-0.22	-0.22	-0.17
19	-0.08	-0.16	-0.22	-0.15	-0.21	-0.22	-0.16
20	-0.06	-0.15	-0.22	-0.14	-0.21	-0.22	-0.16
21	-0.06	-0.17	-0.22	-0.15	-0.20	-0.25	-0.16
22							
23							
24	-0.06	-0.16	-0.21	-0.15	-0.20	-0.22	-0.16
25	-0.06	-0.16	-0.21	-0.15	-0.19	-0.22	-0.15
26	-0.06	-0.16	-0.21	-0.14	-0.19	-0.22	-0.15
27	-0.06	-0.15	-0.20	-0.15	-0.19	-0.21	-0.15
28	-0.08	-0.16	-0.21	-0.17	-0.22	-0.22	-0.16
29							
Mo Avg	-0.07	-0.17	-0.22	-0.16	-0.21	-0.22	-0.17

Basis determined by using (MAR) contract.

Prepared by Iowa Department of Agriculture and Land Stewardship
Agricultural Marketing Bureau, Des Moines, Iowa

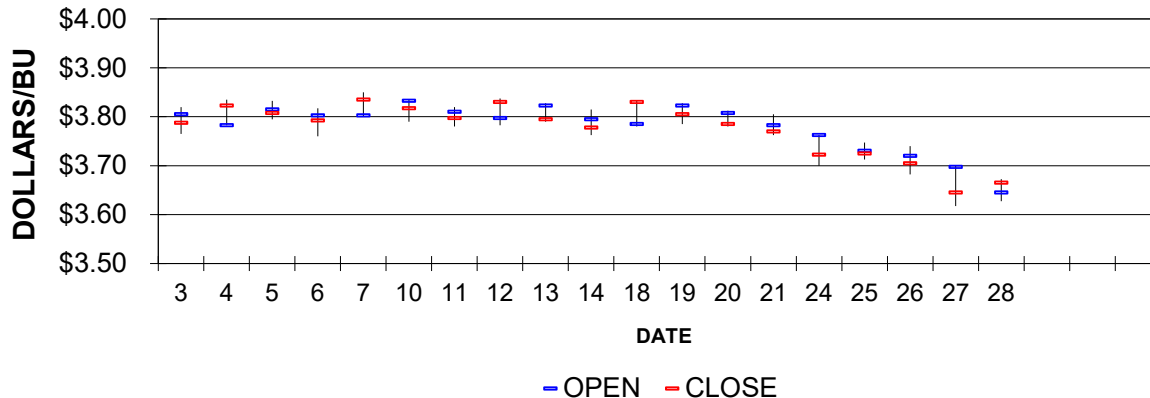
IOWA DAILY SOYBEAN BASIS FOR FEBRUARY 2020

	NW - I	NC - II	NE - III	SW - IV	SC - V	SE - VI	Basis Average
1							
2							
3	-0.62	-0.62	-0.59	-0.61	-0.61	-0.51	-0.60
4	-0.61	-0.61	-0.59	-0.61	-0.61	-0.48	-0.59
5	-0.61	-0.61	-0.63	-0.60	-0.62	-0.51	-0.60
6	-0.60	-0.61	-0.60	-0.58	-0.62	-0.48	-0.58
7	-0.60	-0.60	-0.60	-0.59	-0.62	-0.47	-0.58
8							
9							
10	-0.61	-0.60	-0.58	-0.58	-0.62	-0.45	-0.58
11	-0.59	-0.59	-0.56	-0.56	-0.63	-0.45	-0.57
12	-0.58	-0.59	-0.58	-0.57	-0.62	-0.44	-0.57
13	-0.58	-0.58	-0.56	-0.57	-0.60	-0.45	-0.56
14	-0.57	-0.57	-0.55	-0.57	-0.58	-0.44	-0.55
15							
16							
17							
18	-0.57	-0.57	-0.56	-0.55	-0.59	-0.42	-0.55
19	-0.56	-0.55	-0.54	-0.55	-0.57	-0.42	-0.54
20	-0.55	-0.55	-0.54	-0.55	-0.56	-0.42	-0.53
21	-0.56	-0.55	-0.56	-0.54	-0.57	-0.44	-0.54
22							
23							
24	-0.55	-0.55	-0.53	-0.54	-0.57	-0.42	-0.53
25	-0.54	-0.55	-0.53	-0.53	-0.56	-0.42	-0.53
26	-0.54	-0.54	-0.53	-0.52	-0.53	-0.41	-0.52
27	-0.53	-0.54	-0.52	-0.52	-0.54	-0.42	-0.52
28	-0.53	-0.52	-0.51	-0.51	-0.52	-0.41	-0.51
29							
Mo Avg	-0.57	-0.57	-0.56	-0.56	-0.59	-0.45	-0.55

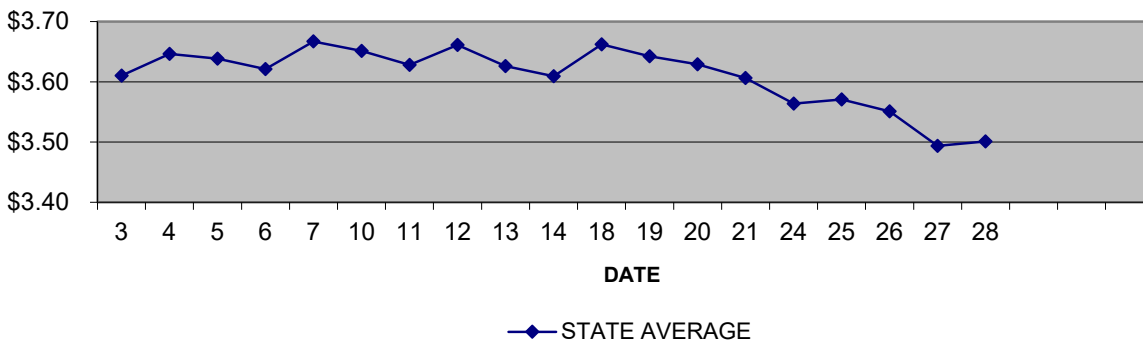
Basis determined by using (MAR) contract.

Prepared by Iowa Department of Agriculture and Land Stewardship
Agricultural Marketing Bureau, Des Moines, Iowa

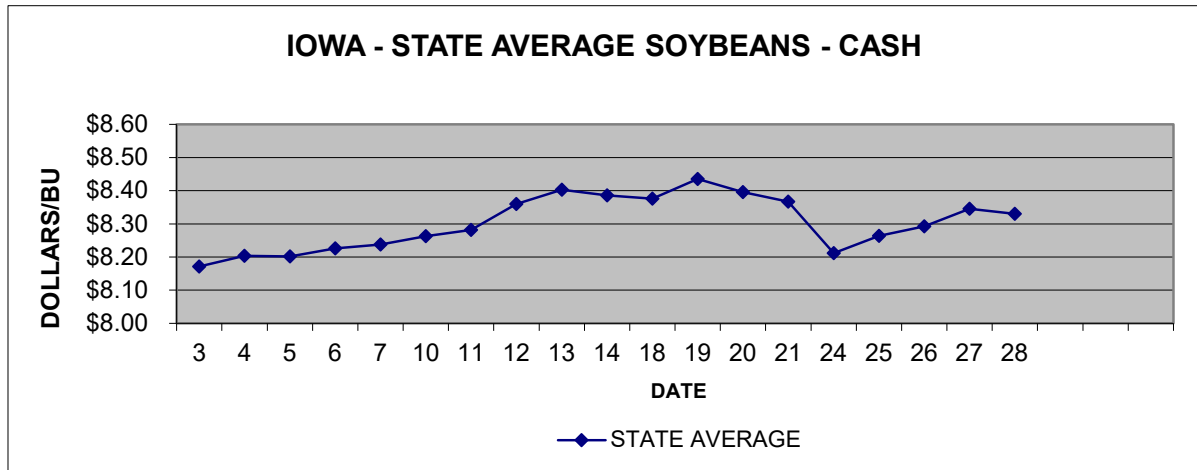
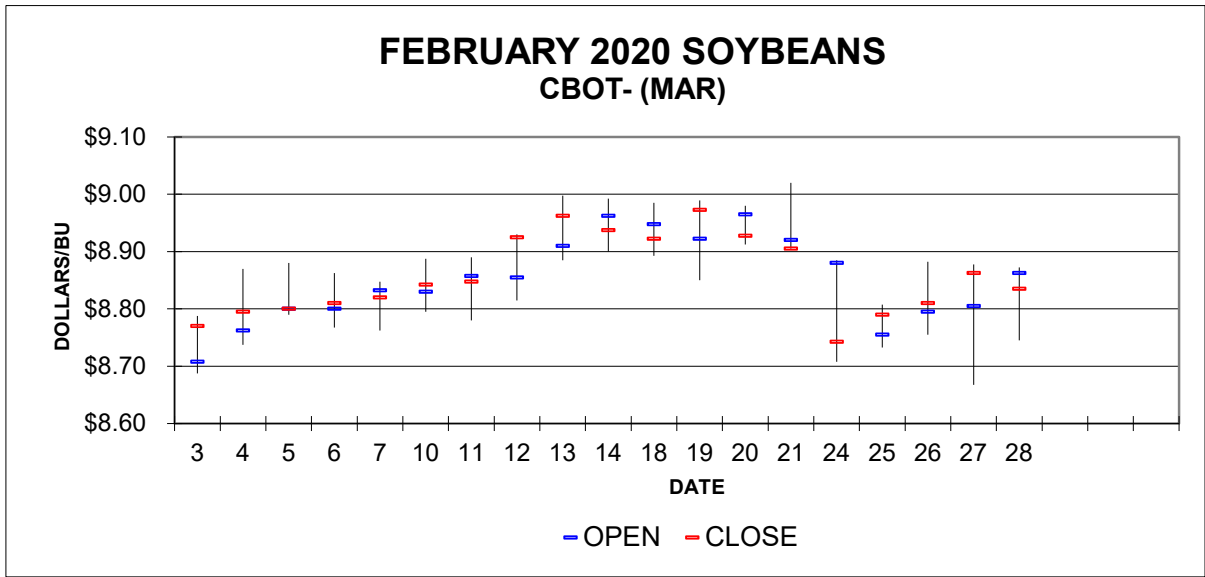
FEBRUARY 2020 CORN CBOT - (MAR)



IOWA - STATE AVERAGE CORN - CASH



Source: Iowa Department of Agriculture and Land Stewardship



Source: Iowa Department of Agriculture and Land Stewardship