

## IOWA DAILY SOYBEAN RANGES FOR APRIL 2020

	NW - I		NC - II		NE - III		SW - IV		SC - V		SE - VI	
	LOW	HIGH	LOW	HIGH	LOW	HIGH	LOW	HIGH	LOW	HIGH	LOW	HIGH
<b>1</b>	8.11	8.15	8.10	8.13	8.04	8.35	8.08	8.24	8.08	8.33	8.21	8.42
<b>2</b>	8.09	8.11	8.06	8.09	8.01	8.48	8.04	8.24	8.04	8.09	8.17	8.37
<b>3</b>	8.02	8.06	8.01	8.10	7.97	8.27	7.99	8.08	7.99	8.24	8.12	8.32
<b>4</b>												
<b>5</b>												
<b>6</b>	8.04	8.07	8.02	8.12	7.99	8.28	8.01	8.09	8.01	8.26	8.14	8.34
<b>7</b>	8.05	8.08	8.01	8.11	7.98	8.28	8.00	8.09	8.00	8.25	8.13	8.33
<b>8</b>	8.03	8.08	8.01	8.11	8.05	8.30	8.00	8.08	8.00	8.25	8.13	8.34
<b>9</b>	8.08	8.17	8.08	8.20	8.08	8.36	8.09	8.17	8.09	8.34	8.22	8.43
<b>10</b>												
<b>11</b>												
<b>12</b>												
<b>13</b>	7.99	8.07	7.99	8.10	7.99	8.27	7.99	8.08	7.99	8.24	8.12	8.33
<b>14</b>	7.92	8.00	7.92	8.03	7.92	8.20	7.92	8.01	7.92	8.22	8.05	8.26
<b>15</b>	7.87	7.94	7.84	7.98	7.90	8.20	7.87	7.96	7.87	8.17	8.00	8.21
<b>16</b>	7.82	7.89	7.82	7.93	7.85	8.09	7.82	7.91	7.82	8.12	7.95	8.16
<b>17</b>	7.77	7.83	7.77	7.91	7.80	8.10	7.78	7.85	7.81	8.08	7.93	8.15
<b>18</b>												
<b>19</b>												
<b>20</b>	7.71	7.77	7.71	7.86	7.76	8.04	7.72	7.82	7.75	8.02	7.87	8.09
<b>21</b>	7.77	7.81	7.78	7.89	7.81	8.08	7.76	7.86	7.79	8.06	7.91	8.16
<b>22</b>	7.81	7.85	7.82	7.93	7.85	8.22	7.80	7.90	7.83	8.20	7.95	8.21
<b>23</b>	7.87	7.90	7.86	7.99	7.90	8.27	7.84	7.94	7.78	8.24	7.99	8.27
<b>24</b>	7.80	7.87	7.79	7.90	7.82	8.12	7.77	7.87	7.80	8.17	7.92	8.20
<b>25</b>												
<b>26</b>												
<b>27</b>	7.77	7.79	7.76	7.87	7.80	8.17	7.75	7.84	7.77	7.87	7.89	8.16
<b>28</b>	7.69	7.76	7.73	7.85	7.77	8.14	7.71	7.80	7.77	8.17	7.87	8.14
<b>29</b>	7.74	7.82	7.80	7.90	7.92	8.19	7.78	7.86	7.82	8.23	7.92	8.19
<b>30</b>	7.95	8.00	8.00	8.07	8.10	8.31	7.95	8.04	8.00	8.40	8.09	8.36

Mo Avg	7.9279	7.9410	8.0490	7.9289	7.9676	8.1449
					State average	7.9793

Prepared by Iowa Department of Agriculture and Land Stewardship  
Agricultural Marketing Bureau, Des Moines, Iowa

## IOWA STATE AVERAGE CORN PRICES FOR APRIL 2020

	NW - I	NC - II	NE - III	SW - IV	SC - V	SE - VI	State Average
<b>1</b>	2.9714	2.9280	2.9588	2.9617	2.9829	3.0971	2.9711
<b>2</b>	2.9133	2.9150	2.9511	2.9529	2.9667	3.0829	2.9497
<b>3</b>	2.9143	2.8940	2.9244	2.9300	2.9429	3.0643	2.9321
<b>4</b>							
<b>5</b>							
<b>6</b>	2.8843	2.8610	2.8889	2.8950	2.9129	3.0386	2.9001
<b>7</b>	2.9157	2.9000	2.9522	2.9333	2.9486	3.0743	2.9411
<b>8</b>	2.9114	2.8790	2.9344	2.9167	2.9543	3.0600	2.9276
<b>9</b>	2.9271	2.9050	2.9511	2.9400	2.9743	3.0871	2.9492
<b>10</b>							
<b>11</b>							
<b>12</b>							
<b>13</b>	2.9243	2.8980	2.9400	2.9500	2.9686	3.0857	2.9452
<b>14</b>	2.8614	2.8520	2.9000	2.9000	2.9114	3.0386	2.8952
<b>15</b>	2.7914	2.7978	2.8244	2.8271	2.8686	3.0014	2.8345
<b>16</b>	2.8229	2.8070	2.8422	2.8517	2.8900	3.0100	2.8527
<b>17</b>	2.8443	2.8300	2.8678	2.8717	2.9343	3.0314	2.8770
<b>18</b>							
<b>19</b>							
<b>20</b>	2.7643	2.7620	2.8067	2.8014	2.8486	2.9600	2.8056
<b>21</b>	2.7143	2.7100	2.7811	2.7500	2.8043	2.9229	2.7611
<b>22</b>	2.8043	2.8060	2.8600	2.8429	2.9000	2.9957	2.8497
<b>23</b>	2.8143	2.8260	2.8822	2.8517	2.9229	3.0414	2.8698
<b>24</b>	2.7829	2.7980	2.8489	2.8257	2.8929	3.0257	2.8417
<b>25</b>							
<b>26</b>							
<b>27</b>	2.6843	2.6980	2.7478	2.7300	2.8033	2.9186	2.7423
<b>28</b>	2.6629	2.6810	2.7244	2.7314	2.7743	2.8957	2.7240
<b>29</b>	2.7375	2.7286	2.7800	2.7467	2.7943	2.9157	2.7690
<b>30</b>	2.8333	2.8175	2.8400	2.8329	2.8643	2.9729	2.8487
Mo Avg	2.8324	2.8235	2.8670	2.8592	2.8981	3.0152	2.8661

Prepared by Iowa Department of Agriculture and Land Stewardship  
Agricultural Marketing Bureau, Des Moines, Iowa

## IOWA STATE AVERAGE BEAN PRICES FOR APRIL 2020

	NW - I	NC - II	NE - III	SW - IV	SC - V	SE - VI	State Average
<b>1</b>	8.1300	8.1260	8.2050	8.1317	8.1414	8.2971	8.1617
<b>2</b>	8.0933	8.0860	8.1922	8.1029	8.0633	8.2557	8.1235
<b>3</b>	8.0414	8.0430	8.1167	8.0343	8.0514	8.2100	8.0733
<b>4</b>							
<b>5</b>							
<b>6</b>	8.0514	8.0560	8.1256	8.0467	8.0686	8.2200	8.0851
<b>7</b>	8.0571	8.0510	8.1211	8.0400	8.0614	8.2200	8.0827
<b>8</b>	8.0500	8.0460	8.1289	8.0367	8.0643	8.2229	8.0810
<b>9</b>	8.1314	8.1220	8.2167	8.1267	8.1543	8.3157	8.1654
<b>10</b>							
<b>11</b>							
<b>12</b>							
<b>13</b>	8.0386	8.0350	8.1289	8.0300	8.0514	8.2214	8.0730
<b>14</b>	7.9686	7.9650	8.0563	7.9600	7.9886	8.1586	8.0043
<b>15</b>	7.9086	7.9100	8.0244	7.9114	7.9429	8.1129	7.9543
<b>16</b>	7.8600	7.8630	7.9633	7.8600	7.8929	8.0629	7.9038
<b>17</b>	7.8029	7.8210	7.9278	7.8033	7.8571	8.0257	7.8583
<b>18</b>							
<b>19</b>							
<b>20</b>	7.7429	7.7550	7.8733	7.7500	7.7971	7.9700	7.7990
<b>21</b>	7.7957	7.8200	7.9289	7.7917	7.8400	8.0286	7.8534
<b>22</b>	7.8329	7.8660	7.9800	7.8371	7.9014	8.0943	7.9021
<b>23</b>	7.8857	7.9110	8.0311	7.8817	7.9357	8.1186	7.9458
<b>24</b>	7.8214	7.8320	7.9367	7.8100	7.8743	8.0686	7.8748
<b>25</b>							
<b>26</b>							
<b>27</b>	7.7829	7.8090	7.9367	7.7857	7.8117	8.0529	7.8479
<b>28</b>	7.7386	7.7770	7.9067	7.7514	7.8457	8.0371	7.8221
<b>29</b>	7.7850	7.8314	8.0233	7.8150	7.8986	8.0843	7.8829
<b>30</b>	7.9667	8.0350	8.2050	8.0014	8.0771	8.2657	8.0707
Mo Avg	7.9279	7.9410	8.0490	7.9289	7.9676	8.1449	7.9793

## IOWA DAILY CORN BASIS FOR APRIL 2020

	<b>NW - I</b>	<b>NC - II</b>	<b>NE - III</b>	<b>SW - IV</b>	<b>SC - V</b>	<b>SE - VI</b>	<b>Basis Average</b>
<b>1</b>	-0.38	-0.42	-0.39	-0.39	-0.36	-0.25	-0.38
<b>2</b>	-0.42	-0.42	-0.38	-0.38	-0.37	-0.25	-0.39
<b>3</b>	-0.39	-0.41	-0.38	-0.38	-0.36	-0.24	-0.38
<b>4</b>							
<b>5</b>							
<b>6</b>	-0.39	-0.42	-0.39	-0.38	-0.36	-0.24	-0.38
<b>7</b>	-0.40	-0.42	-0.36	-0.38	-0.37	-0.24	-0.37
<b>8</b>	-0.39	-0.42	-0.37	-0.38	-0.35	-0.24	-0.37
<b>9</b>	-0.39	-0.41	-0.37	-0.38	-0.34	-0.23	-0.37
<b>10</b>							
<b>11</b>							
<b>12</b>							
<b>13</b>	-0.39	-0.42	-0.38	-0.37	-0.35	-0.23	-0.37
<b>14</b>	-0.40	-0.41	-0.36	-0.36	-0.35	-0.22	-0.36
<b>15</b>	-0.40	-0.39	-0.37	-0.37	-0.32	-0.19	-0.36
<b>16</b>	-0.37	-0.39	-0.36	-0.35	-0.31	-0.19	-0.34
<b>17</b>	-0.38	-0.39	-0.35	-0.35	-0.29	-0.19	-0.35
<b>18</b>							
<b>19</b>							
<b>20</b>	-0.38	-0.38	-0.34	-0.34	-0.29	-0.18	-0.34
<b>21</b>	-0.38	-0.38	-0.31	-0.34	-0.29	-0.17	-0.33
<b>22</b>	-0.37	-0.37	-0.32	-0.33	-0.28	-0.18	-0.33
<b>23</b>	-0.38	-0.37	-0.31	-0.34	-0.27	-0.15	-0.32
<b>24</b>	-0.37	-0.36	-0.31	-0.33	-0.26	-0.13	-0.32
<b>25</b>							
<b>26</b>							
<b>27</b>	-0.37	-0.36	-0.31	-0.33	-0.25	-0.14	-0.31
<b>28</b>	-0.36	-0.35	-0.30	-0.30	-0.25	-0.13	-0.30
<b>29</b>	-0.31	-0.32	-0.27	-0.30	-0.25	-0.13	-0.28
<b>30</b>	-0.28	-0.30	-0.28	-0.28	-0.25	-0.14	-0.27
<b>Mo Avg</b>	-0.38	-0.39	-0.34	-0.35	-0.31	-0.19	-0.34

Basis determined by using (MONTH) contract.

Prepared by Iowa Department of Agriculture and Land Stewardship

Agricultural Marketing Bureau, Des Moines, Iowa

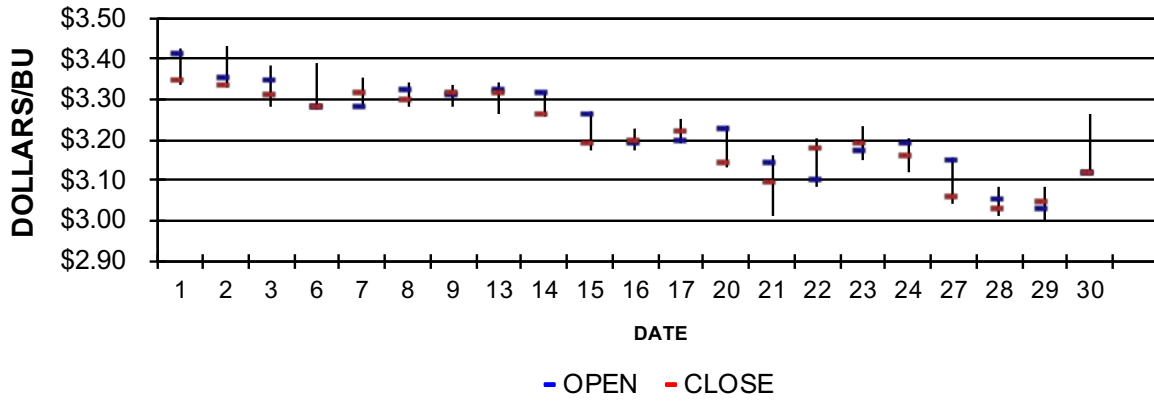
## IOWA DAILY SOYBEAN BASIS FOR APRIL 2020

	<b>NW - I</b>	<b>NC - II</b>	<b>NE - III</b>	<b>SW - IV</b>	<b>SC - V</b>	<b>SE - VI</b>	<b>Basis Average</b>
<b>1</b>	-0.50	-0.50	-0.42	-0.50	-0.49	-0.33	-0.47
<b>2</b>	-0.49	-0.50	-0.40	-0.48	-0.52	-0.33	-0.46
<b>3</b>	-0.50	-0.50	-0.43	-0.51	-0.49	-0.33	-0.47
<b>4</b>							
<b>5</b>							
<b>6</b>	-0.50	-0.50	-0.43	-0.51	-0.49	-0.33	-0.47
<b>7</b>	-0.49	-0.50	-0.43	-0.51	-0.49	-0.33	-0.46
<b>8</b>	-0.50	-0.50	-0.42	-0.51	-0.48	-0.32	-0.46
<b>9</b>	-0.50	-0.51	-0.42	-0.51	-0.48	-0.32	-0.47
<b>10</b>							
<b>11</b>							
<b>12</b>							
<b>13</b>	-0.50	-0.51	-0.41	-0.51	-0.49	-0.32	-0.47
<b>14</b>	-0.50	-0.51	-0.41	-0.51	-0.48	-0.31	-0.47
<b>15</b>	-0.51	-0.51	-0.40	-0.51	-0.48	-0.31	-0.47
<b>16</b>	-0.51	-0.50	-0.40	-0.51	-0.47	-0.30	-0.46
<b>17</b>	-0.52	-0.50	-0.40	-0.52	-0.47	-0.30	-0.47
<b>18</b>							
<b>19</b>							
<b>20</b>	-0.52	-0.51	-0.39	-0.52	-0.47	-0.30	-0.47
<b>21</b>	-0.51	-0.49	-0.38	-0.52	-0.47	-0.28	-0.45
<b>22</b>	-0.51	-0.48	-0.37	-0.51	-0.45	-0.25	-0.45
<b>23</b>	-0.51	-0.48	-0.36	-0.51	-0.46	-0.27	-0.45
<b>24</b>	-0.50	-0.49	-0.39	-0.51	-0.45	-0.25	-0.45
<b>25</b>							
<b>26</b>							
<b>27</b>	-0.51	-0.48	-0.35	-0.50	-0.48	-0.24	-0.44
<b>28</b>	-0.52	-0.48	-0.35	-0.51	-0.41	-0.22	-0.44
<b>29</b>	-0.53	-0.49	-0.29	-0.50	-0.42	-0.23	-0.43
<b>30</b>	-0.54	-0.47	-0.30	-0.50	-0.43	-0.24	-0.43

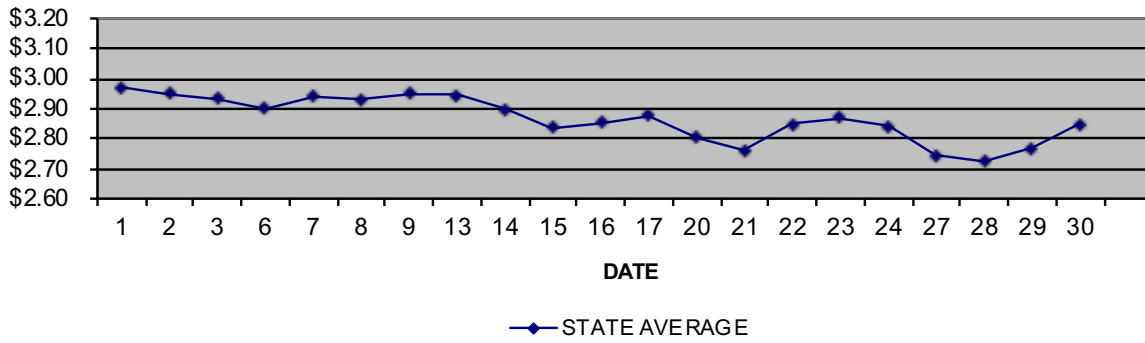
Mo Avg      -0.51      -0.50      -0.39      -0.51      -0.47      -0.29      -0.46

Basis determined by using (MONTH) contract.  
 Prepared by Iowa Department of Agriculture and Land Stewardship  
 Agricultural Marketing Bureau, Des Moines, Iowa

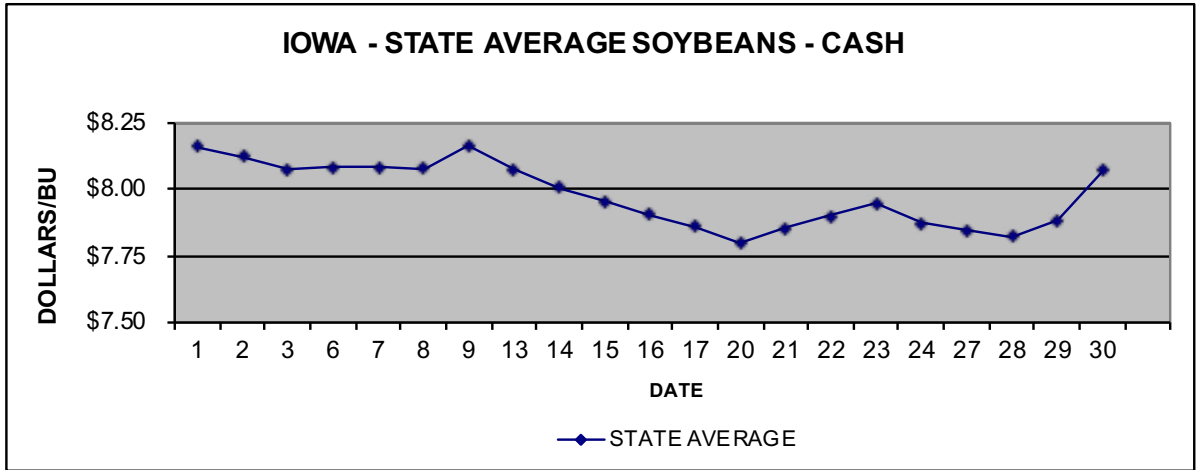
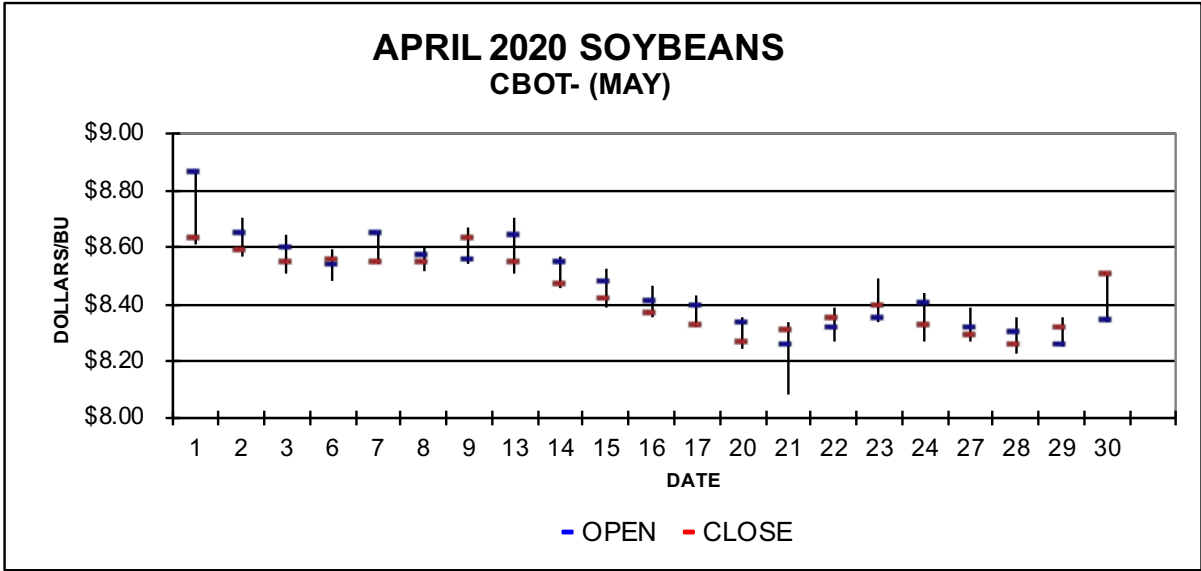
### APRIL 2020 CORN CBOT - (MAY)



### IOWA - STATE AVERAGE CORN - CASH



Source: Iowa Department of Agriculture and Land Stewardship



Source: Iowa Department of Agriculture and Land Stewardship

## IOWA DAILY CORN RANGES FOR APRIL 2020

	NW - I		NC - II		NE - III		SW - IV		SC - V		SE - VI	
	LOW	HIGH	LOW	HIGH	LOW	HIGH	LOW	HIGH	LOW	HIGH	LOW	HIGH
<b>1</b>	2.85	3.13	2.88	2.95	2.90	3.05	2.88	3.00	2.90	3.25	2.94	3.35
<b>2</b>	2.83	3.00	2.88	2.94	2.81	3.10	2.86	2.99	2.89	3.23	2.92	3.34
<b>3</b>	2.81	3.06	2.86	2.91	2.78	3.07	2.84	2.98	2.86	3.21	2.89	3.31
<b>4</b>												
<b>5</b>												
<b>6</b>	2.78	3.03	2.83	2.88	2.76	2.98	2.81	2.94	2.83	3.18	2.86	3.28
<b>7</b>	2.80	3.07	2.86	2.93	2.81	3.03	2.83	3.00	2.87	3.21	2.90	3.32
<b>8</b>	2.81	3.05	2.81	2.91	2.79	3.02	2.82	2.98	2.86	3.30	2.88	3.30
<b>9</b>	2.81	3.07	2.82	2.94	2.82	3.06	2.84	3.02	2.88	3.32	2.90	3.32
<b>10</b>												
<b>11</b>												
<b>12</b>												
<b>13</b>	2.80	3.07	2.81	2.93	2.81	3.06	2.85	3.04	2.87	3.31	2.90	3.32
<b>14</b>	2.75	3.04	2.77	2.91	2.75	3.00	2.80	2.98	2.81	3.26	2.84	3.26
<b>15</b>	2.68	2.97	2.74	2.84	2.74	2.97	2.73	2.91	2.74	3.24	2.84	3.18
<b>16</b>	2.71	2.98	2.74	2.85	2.75	2.97	2.76	2.92	2.77	3.25	2.85	3.20
<b>17</b>	2.73	3.00	2.77	2.88	2.77	2.99	2.78	2.94	2.82	3.27	2.91	3.22
<b>18</b>												
<b>19</b>												
<b>20</b>	2.65	2.92	2.69	2.80	2.69	2.91	2.70	2.86	2.74	3.14	2.83	3.14
<b>21</b>	2.60	2.87	2.64	2.75	2.65	2.91	2.65	2.81	2.69	3.14	2.79	3.09
<b>22</b>	2.68	2.96	2.72	2.91	2.77	3.01	2.73	2.90	2.77	3.27	2.87	3.18
<b>23</b>	2.70	2.97	2.74	2.94	2.79	3.02	2.75	2.92	2.79	3.29	2.93	3.19
<b>24</b>	2.67	2.94	2.71	2.91	2.76	2.99	2.72	2.89	2.76	3.26	2.90	3.16
<b>25</b>												
<b>26</b>												
<b>27</b>	2.57	2.84	2.60	2.81	2.65	2.87	2.62	2.79	2.66	3.14	2.79	3.10
<b>28</b>	2.56	2.81	2.58	2.78	2.63	2.84	2.61	2.82	2.65	3.13	2.77	3.10
<b>29</b>	2.62	2.87	2.65	2.80	2.71	2.86	2.63	2.83	2.67	3.14	2.79	3.07
<b>30</b>	2.76	2.92	2.78	2.88	2.75	2.93	2.72	2.96	2.74	3.20	2.85	3.12
<b>Mo Avg</b>	2.8324		2.8235		2.8670		2.8592		2.8981		3.0152	
									State average		2.8661	

Prepared by Iowa Department of Agriculture and Land Stewardship  
Agricultural Marketing Bureau, Des Moines, Iowa