

## IOWA STATE AVERAGE CORN PRICES FOR AUGUST 2020

	NW - I	NC - II	NE - III	SW - IV	SC - V	SE - VI	State Average
<b>1</b>							
<b>2</b>							
<b>3</b>	2.8229	2.8360	2.9011	2.8767	2.8714	2.9583	2.8670
<b>4</b>	2.7800	2.7800	2.8700	2.7300	2.7600	2.8100	2.7912
<b>5</b>	2.7600	2.7900	2.8400	2.8100	2.8000	2.9000	2.8087
<b>6</b>	2.7600	2.7900	2.8400	2.8200	2.8100	2.9000	2.8108
<b>7</b>	2.7400	2.7600	2.8100	2.7700	2.7600	2.8700	2.7787
<b>8</b>							
<b>9</b>							
<b>10</b>	2.7600	2.7900	2.8300	2.8000	2.7900	2.9000	2.8049
<b>11</b>	2.7700	2.8100	2.8500	2.8100	2.8000	2.9100	2.8195
<b>12</b>	2.8000	2.8400	2.8800	2.8400	2.8300	2.9100	2.8460
<b>13</b>	2.9000	2.9500	3.0000	2.9800	2.9100	2.9600	2.9500
<b>14</b>	2.9000	2.9400	2.9700	2.9700	2.9600	3.0200	2.9517
<b>15</b>							
<b>16</b>							
<b>17</b>	2.9600	3.0100	3.0300	3.0300	3.0200	3.1000	3.0169
<b>18</b>	2.9300	2.9700	3.0100	2.9900	2.9900	3.0500	2.9822
<b>19</b>	2.9100	2.9500	3.0000	2.9700	2.9600	3.0400	2.9643
<b>20</b>	2.9000	2.9500	2.9900	2.9600	2.9600	3.0400	2.9592
<b>21</b>	2.9300	2.9700	3.0100	2.9800	2.9900	3.0600	2.9821
<b>22</b>							
<b>23</b>							
<b>24</b>	2.9600	3.0000	3.0700	3.0200	3.0800	3.1100	3.0258
<b>25</b>	3.0600	3.1000	3.1600	3.1200	3.1300	3.2100	3.1200
<b>26</b>	3.0600	3.1000	3.1600	3.1000	3.1300	3.2200	3.1186
<b>27</b>	3.1300	3.1700	3.1900	3.1400	3.1700	3.2500	3.1707
<b>28</b>	3.1400	3.1800	3.2300	3.1500	3.1900	3.3100	3.1926
<b>29</b>							
<b>30</b>							
<b>31</b>	3.1400	3.1900	3.2300	3.1800	3.1900	3.2700	3.1946
Mo Avg	2.9101	2.9465	2.9939	2.9546	2.9572	3.0380	2.9598

## IOWA STATE AVERAGE BEAN PRICES FOR AUGUST 2020

	NW - I	NC - II	NE - III	SW - IV	SC - V	SE - VI	State Average
<b>1</b>							
<b>2</b>							
<b>3</b>	8.3386	8.4540	8.5838	8.3567	8.3500	8.6800	8.4486
<b>4</b>	8.1900	8.2500	8.4200	8.2100	8.2300	8.5500	8.2892
<b>5</b>	8.1400	8.2300	8.4100	8.1800	8.2000	8.5200	8.2599
<b>6</b>	8.1300	8.2100	8.4100	8.1800	8.2000	8.4900	8.2485
<b>7</b>	8.0300	8.1100	8.3000	8.0400	8.0800	8.4000	8.1404
<b>8</b>							
<b>9</b>							
<b>10</b>	8.0900	8.1600	8.3500	8.1100	8.1400	8.4600	8.1980
<b>11</b>	8.0900	8.1600	8.3300	8.1000	8.1400	8.5100	8.2004
<b>12</b>	8.1800	8.2500	8.4200	8.2000	8.2400	8.6500	8.2995
<b>13</b>	8.3100	8.3900	8.6700	8.3800	8.4400	8.7800	8.4623
<b>14</b>	8.3400	8.4100	8.5800	8.3900	8.4000	8.8200	8.4653
<b>15</b>							
<b>16</b>							
<b>17</b>	8.5200	8.5700	8.7100	8.5200	8.5600	8.9800	8.6214
<b>18</b>	8.5000	8.5600	8.7500	8.5000	8.5400	8.9600	8.6117
<b>19</b>	8.5000	8.5600	8.7600	8.4900	8.5500	8.9200	8.6073
<b>20</b>	8.4100	8.4600	8.6500	8.4100	8.4700	8.8200	8.5134
<b>21</b>	8.4000	8.4800	8.7100	8.4000	8.4600	8.8300	8.5228
<b>22</b>							
<b>23</b>							
<b>24</b>	8.4100	8.5000	8.6800	8.4100	8.4700	8.8500	8.5316
<b>25</b>	8.5500	8.6600	8.8200	8.5400	8.6100	8.9900	8.6754
<b>26</b>	8.5900	8.6800	8.8700	8.5800	8.6500	9.0200	8.7101
<b>27</b>	8.7600	8.8600	8.9800	8.7500	8.8300	9.1600	8.8722
<b>28</b>	8.8500	8.9400	9.0700	8.8300	8.9100	9.2200	8.9531
<b>29</b>							
<b>30</b>							
<b>31</b>	8.8800	8.9600	9.1000	8.8900	8.9200	9.2400	8.9817
Mo Avg	8.3909	8.4692	8.6464	8.4032	8.4471	8.8024	8.5054

## IOWA DAILY CORN BASIS FOR AUGUST 2020

	NW - I	NC - II	NE - III	SW - IV	SC - V	SE - VI	Basis Average
<b>1</b>							
<b>2</b>							
<b>3</b>	-0.35	-0.34	-0.27	-0.30	-0.30	-0.22	-0.31
<b>4</b>	-0.30	-0.30	-0.21	-0.35	-0.32	-0.27	-0.29
<b>5</b>	-0.35	-0.32	-0.27	-0.30	-0.31	-0.21	-0.30
<b>6</b>	-0.35	-0.32	-0.27	-0.29	-0.30	-0.21	-0.30
<b>7</b>	-0.34	-0.32	-0.27	-0.31	-0.32	-0.21	-0.30
<b>8</b>							
<b>9</b>							
<b>10</b>	-0.35	-0.32	-0.28	-0.31	-0.32	-0.21	-0.30
<b>11</b>	-0.35	-0.31	-0.27	-0.31	-0.32	-0.21	-0.30
<b>12</b>	-0.35	-0.31	-0.27	-0.31	-0.32	-0.24	-0.30
<b>13</b>	-0.35	-0.30	-0.25	-0.27	-0.34	-0.29	-0.30
<b>14</b>	-0.35	-0.31	-0.28	-0.28	-0.29	-0.23	-0.29
<b>15</b>							
<b>16</b>							
<b>17</b>	-0.35	-0.30	-0.28	-0.28	-0.29	-0.21	-0.29
<b>18</b>	-0.34	-0.30	-0.26	-0.28	-0.28	-0.22	-0.29
<b>19</b>	-0.34	-0.30	-0.25	-0.28	-0.29	-0.21	-0.29
<b>20</b>	-0.35	-0.30	-0.26	-0.29	-0.29	-0.21	-0.29
<b>21</b>	-0.34	-0.30	-0.26	-0.29	-0.28	-0.21	-0.29
<b>22</b>							
<b>23</b>							
<b>24</b>	-0.36	-0.32	-0.25	-0.30	-0.24	-0.21	-0.29
<b>25</b>	-0.35	-0.31	-0.25	-0.29	-0.28	-0.20	-0.29
<b>26</b>	-0.34	-0.30	-0.24	-0.30	-0.27	-0.18	-0.28
<b>27</b>	-0.31	-0.27	-0.25	-0.30	-0.27	-0.19	-0.27
<b>28</b>	-0.32	-0.28	-0.23	-0.31	-0.27	-0.15	-0.27
<b>29</b>							
<b>30</b>							
<b>31</b>	-0.35	-0.30	-0.26	-0.31	-0.30	-0.22	-0.29
Mo Avg	-0.34	-0.31	-0.26	-0.30	-0.29	-0.21	-0.29

Basis determined by using (SEP) contract.

Prepared by Iowa Department of Agriculture and Land Stewardship  
Agricultural Marketing Bureau, Des Moines, Iowa

## IOWA DAILY SOYBEAN BASIS FOR AUGUST 2020

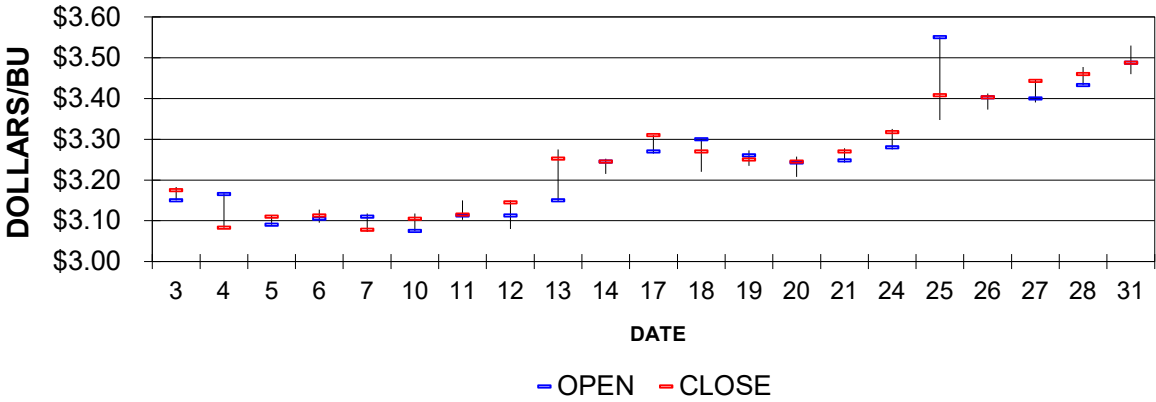
	NW - I	NC - II	NE - III	SW - IV	SC - V	SE - VI	Basis Average
<b>1</b>							
<b>2</b>							
<b>3</b>	-0.59	-0.48	-0.35	-0.57	-0.58	-0.25	-0.48
<b>4</b>	-0.61	-0.55	-0.38	-0.59	-0.57	-0.25	-0.51
<b>5</b>	-0.62	-0.53	-0.35	-0.58	-0.56	-0.24	-0.50
<b>6</b>	-0.62	-0.54	-0.34	-0.57	-0.55	-0.26	-0.50
<b>7</b>	-0.63	-0.55	-0.36	-0.62	-0.58	-0.26	-0.52
<b>8</b>							
<b>9</b>							
<b>10</b>	-0.61	-0.54	-0.35	-0.59	-0.56	-0.24	-0.50
<b>11</b>	-0.62	-0.55	-0.38	-0.61	-0.57	-0.20	-0.50
<b>12</b>	-0.63	-0.56	-0.39	-0.61	-0.57	-0.15	-0.51
<b>13</b>	-0.65	-0.57	-0.29	-0.58	-0.52	-0.18	-0.50
<b>14</b>	-0.63	-0.56	-0.39	-0.58	-0.57	-0.15	-0.50
<b>15</b>							
<b>16</b>							
<b>17</b>	-0.63	-0.58	-0.44	-0.63	-0.59	-0.17	-0.53
<b>18</b>	-0.62	-0.56	-0.37	-0.62	-0.58	-0.16	-0.51
<b>19</b>	-0.63	-0.57	-0.37	-0.64	-0.57	-0.21	-0.52
<b>20</b>	-0.62	-0.57	-0.38	-0.62	-0.56	-0.21	-0.52
<b>21</b>	-0.61	-0.53	-0.30	-0.61	-0.55	-0.18	-0.48
<b>22</b>							
<b>23</b>							
<b>24</b>	-0.59	-0.50	-0.32	-0.59	-0.53	-0.15	-0.47
<b>25</b>	-0.59	-0.48	-0.32	-0.60	-0.53	-0.15	-0.46
<b>26</b>	-0.61	-0.52	-0.33	-0.62	-0.55	-0.18	-0.48
<b>27</b>	-0.61	-0.51	-0.39	-0.62	-0.54	-0.21	-0.50
<b>28</b>	-0.66	-0.57	-0.44	-0.68	-0.60	-0.29	-0.55
<b>29</b>							
<b>30</b>							
<b>31</b>	-0.63	-0.55	-0.41	-0.62	-0.59	-0.27	-0.53
Mo Avg	-0.62	-0.54	-0.36	-0.61	-0.56	-0.21	-0.50

Basis determined by using (SEP) contract.

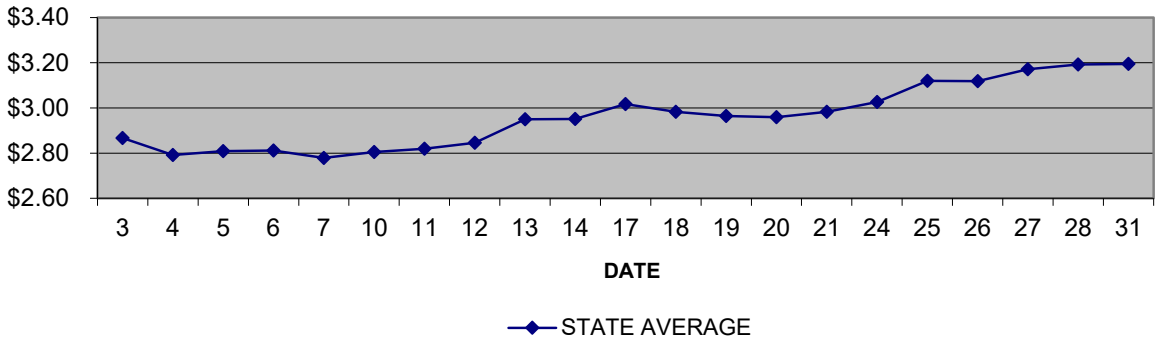
Prepared by Iowa Department of Agriculture and Land Stewardship  
Agricultural Marketing Bureau, Des Moines, Iowa

### AUGUST 2020 CORN

CBOT - (SEP)

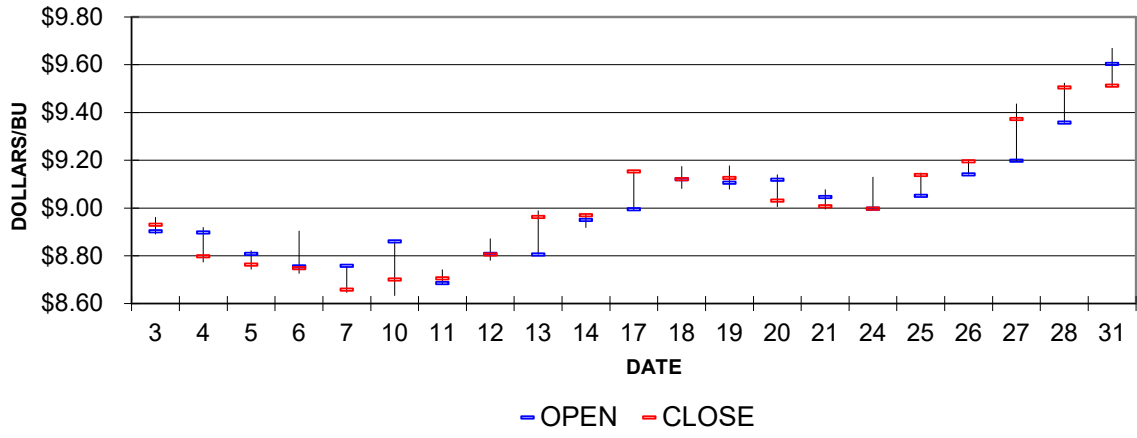


### IOWA - STATE AVERAGE CORN - CASH

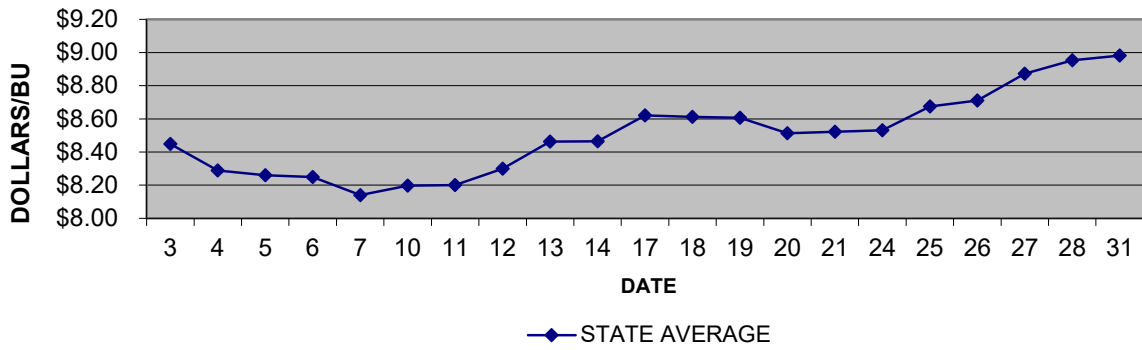


Source: Iowa Department of Agriculture and Land Stewardship

### AUGUST 2020 SOYBEANS CBOT- (SEP)



### IOWA - STATE AVERAGE SOYBEANS - CASH



Source: Iowa Department of Agriculture and Land Stewardship