

IOWA STATE AVERAGE CORN PRICES FOR SEPTEMBER 2020

	NW - I	NC - II	NE - III	SW - IV	SC - V	SE - VI	State Average
1	3.1600	3.1900	3.2700	3.1800	3.2000	3.2800	3.2078
2	3.1900	3.1900	3.2600	3.1900	3.2200	3.3000	3.2176
3	3.1300	3.1400	3.2200	3.1400	3.1900	3.2500	3.1688
4	3.1900	3.2000	3.2600	3.1800	3.2300	3.3000	3.2200
5							
6							
7							
8	3.2300	3.2400	3.3000	3.2300	3.2700	3.3400	3.2613
9	3.2200	3.2300	3.2900	3.2300	3.3000	3.3400	3.2570
10	3.2700	3.2800	3.3500	3.2700	3.3100	3.3700	3.3018
11	3.3200	3.3200	3.3800	3.3200	3.3500	3.4200	3.3446
12							
13							
14	3.3300	3.3500	3.4000	3.3300	3.3600	3.4500	3.3645
15	3.3100	3.3100	3.3800	3.2900	3.2100	3.4000	3.3221
16	3.3800	3.3800	3.4300	3.3500	3.3800	3.4500	3.3931
17	3.4600	3.4300	3.4600	3.3900	3.4100	3.4900	3.4418
18	3.4500	3.4500	3.4900	3.4000	3.4900	3.5000	3.4597
19							
20							
21	3.3700	3.3700	3.4000	3.3500	3.3500	3.4200	3.3769
22	3.3700	3.3700	3.4000	3.3400	3.3500	3.4100	3.3745
23	3.3500	3.3600	3.4200	3.3400	3.3400	3.4300	3.3724
24	3.3200	3.3200	3.3600	3.3000	3.3000	3.4100	3.3334
25	3.3350	3.3460	3.3860	3.3150	3.3210	3.4570	3.3577
26							
27							
28	3.3600	3.3600	3.4100	3.3200	3.3300	3.4400	3.3706
29	3.3400	3.3400	3.3900	3.3000	3.3100	3.4200	3.3506
30	3.4800	3.4800	3.5300	3.4400	3.4500	3.5600	3.4906
Mo Avg	3.3126	3.3170	3.3708	3.2955	3.3177	3.4018	3.3327

IOWA STATE AVERAGE BEAN PRICES FOR SEPTEMBER 2020

	NW - I	NC - II	NE - III	SW - IV	SC - V	SE - VI	State Average
1	8.8600	8.9200	9.0000	8.9100	8.9100	9.1500	8.9442
2	8.9500	8.9800	9.0900	8.9800	8.9800	9.2500	9.0225
3	8.9900	9.0200	9.1400	9.0100	9.0200	9.3000	9.0635
4	9.0900	9.0400	9.1300	9.0300	9.0400	9.3200	9.0975
5							
6							
7							
8	9.0600	9.0900	9.1700	9.0800	9.0800	9.3500	9.1248
9	9.1200	9.1500	9.2300	9.1300	9.1600	9.4400	9.1892
10	9.1100	9.1400	9.2100	9.1200	9.1500	9.4400	9.1793
11	9.3400	9.3500	9.4000	9.3000	9.3400	9.6300	9.3820
12							
13							
14	9.4500	9.3500	9.4000	9.4800	9.3300	9.6400	9.4341
15	9.2600	9.3100	9.4100	9.2500	9.2900	9.5700	9.3342
16	9.4600	9.5000	9.5900	9.4500	9.4700	9.7500	9.5244
17	9.6400	9.7000	9.7500	9.6200	9.6400	9.9000	9.7006
18	9.7900	9.8400	9.9000	9.7800	9.7900	10.2100	9.8703
19							
20							
21	9.5800	9.6400	9.6800	9.5800	9.5800	9.8100	9.6385
22	9.5500	9.6100	9.6600	9.5500	9.5500	9.7900	9.6111
23	9.5400	9.5600	9.6100	9.5000	9.5000	9.7400	9.5700
24	9.3900	9.4100	9.4700	9.3600	9.3600	9.5800	9.4225
25	9.4110	9.4420	9.4920	9.3850	9.3970	9.6120	9.4503
26							
27							
28	9.3500	9.3900	9.4300	9.3200	9.3300	9.5400	9.3888
29	9.3200	9.3500	9.4000	9.3000	9.3000	9.5100	9.3577
30	9.6100	9.6500	9.7100	9.6100	9.6100	9.8100	9.6593
Mo Avg	9.3272	9.3544	9.4225	9.3212	9.3251	9.5877	9.3793

IOWA DAILY CORN BASIS FOR SEPTEMBER 2020

	NW - I	NC - II	NE - III	SW - IV	SC - V	SE - VI	Basis Average
1	-0.42	-0.39	-0.31	-0.40	-0.38	-0.30	-0.37
2	-0.40	-0.40	-0.33	-0.40	-0.37	-0.29	-0.37
3	-0.41	-0.40	-0.32	-0.40	-0.35	-0.29	-0.37
4	-0.39	-0.38	-0.32	-0.40	-0.35	-0.28	-0.36
5							
6							
7							
8	-0.39	-0.38	-0.32	-0.39	-0.35	-0.28	-0.36
9	-0.38	-0.37	-0.31	-0.37	-0.30	-0.26	-0.35
10	-0.38	-0.37	-0.30	-0.38	-0.34	-0.28	-0.35
11	-0.37	-0.37	-0.31	-0.37	-0.34	-0.27	-0.34
12							
13							
14	-0.37	-0.35	-0.30	-0.37	-0.34	-0.25	-0.33
15	-0.35	-0.35	-0.28	-0.37	-0.45	-0.26	-0.34
16	-0.34	-0.34	-0.29	-0.37	-0.34	-0.27	-0.32
17	-0.29	-0.32	-0.29	-0.36	-0.34	-0.26	-0.31
18	-0.34	-0.34	-0.30	-0.39	-0.30	-0.29	-0.33
19							
20							
21	-0.33	-0.33	-0.30	-0.35	-0.35	-0.28	-0.32
22	-0.32	-0.32	-0.29	-0.35	-0.34	-0.28	-0.32
23	-0.34	-0.33	-0.27	-0.35	-0.35	-0.26	-0.31
24	-0.32	-0.32	-0.28	-0.34	-0.34	-0.23	-0.30
25	-0.32	-0.31	-0.27	-0.34	-0.33	-0.20	-0.29
26							
27							
28	-0.31	-0.31	-0.26	-0.35	-0.34	-0.23	-0.30
29	-0.31	-0.31	-0.26	-0.35	-0.34	-0.23	-0.30
30	-0.31	-0.31	-0.26	-0.35	-0.34	-0.23	-0.30
Mo Avg	-0.35	-0.35	-0.29	-0.37	-0.35	-0.26	-0.33

Basis determined by using (DEC) contract.

Prepared by Iowa Department of Agriculture and Land Stewardship
Agricultural Marketing Bureau, Des Moines, Iowa

IOWA DAILY SOYBEAN BASIS FOR SEPTEMBER 2020

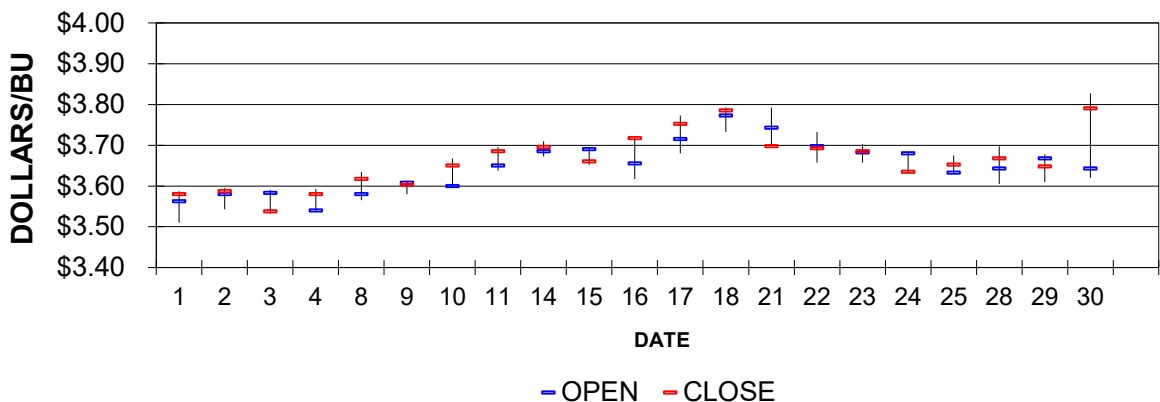
	NW - I	NC - II	NE - III	SW - IV	SC - V	SE - VI	Basis Average
1	-0.69	-0.63	-0.55	-0.64	-0.64	-0.40	-0.60
2	-0.67	-0.64	-0.53	-0.64	-0.64	-0.37	-0.60
3	-0.67	-0.64	-0.52	-0.65	-0.64	-0.36	-0.60
4	-0.59	-0.64	-0.55	-0.65	-0.64	-0.36	-0.58
5							
6							
7							
8	-0.67	-0.64	-0.56	-0.65	-0.65	-0.38	-0.61
9	-0.67	-0.64	-0.56	-0.66	-0.63	-0.35	-0.60
10	-0.67	-0.64	-0.57	-0.66	-0.63	-0.34	-0.60
11	-0.62	-0.61	-0.56	-0.66	-0.62	-0.33	-0.58
12							
13							
14	-0.55	-0.65	-0.59	-0.51	-0.66	-0.35	-0.56
15	-0.65	-0.60	-0.50	-0.66	-0.63	-0.34	-0.58
16	-0.65	-0.61	-0.52	-0.66	-0.64	-0.36	-0.59
17	-0.65	-0.59	-0.54	-0.67	-0.65	-0.39	-0.58
18	-0.65	-0.60	-0.54	-0.66	-0.65	-0.23	-0.56
19							
20							
21	-0.65	-0.58	-0.55	-0.65	-0.65	-0.41	-0.59
22	-0.65	-0.59	-0.54	-0.65	-0.65	-0.41	-0.59
23	-0.61	-0.58	-0.54	-0.65	-0.65	-0.40	-0.57
24	-0.61	-0.59	-0.53	-0.64	-0.64	-0.42	-0.58
25	-0.61	-0.58	-0.53	-0.64	-0.63	-0.41	-0.57
26							
27							
28	-0.61	-0.57	-0.53	-0.64	-0.63	-0.42	-0.57
29	-0.61	-0.58	-0.53	-0.63	-0.63	-0.42	-0.57
30	-0.63	-0.58	-0.52	-0.63	-0.63	-0.42	-0.58
Mo Avg	-0.64	-0.61	-0.54	-0.64	-0.64	-0.38	-0.58

Basis determined by using (NOV) contract.

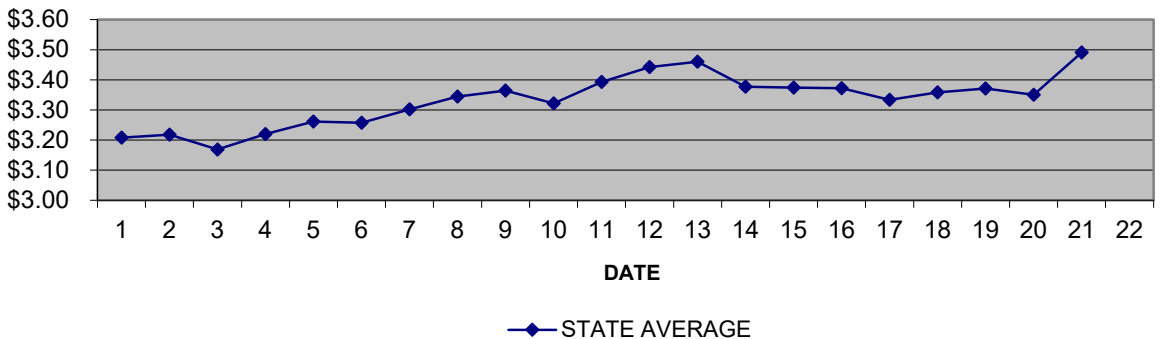
Prepared by Iowa Department of Agriculture and Land Stewardship
Agricultural Marketing Bureau, Des Moines, Iowa

SEPTEMBER 2020 CORN

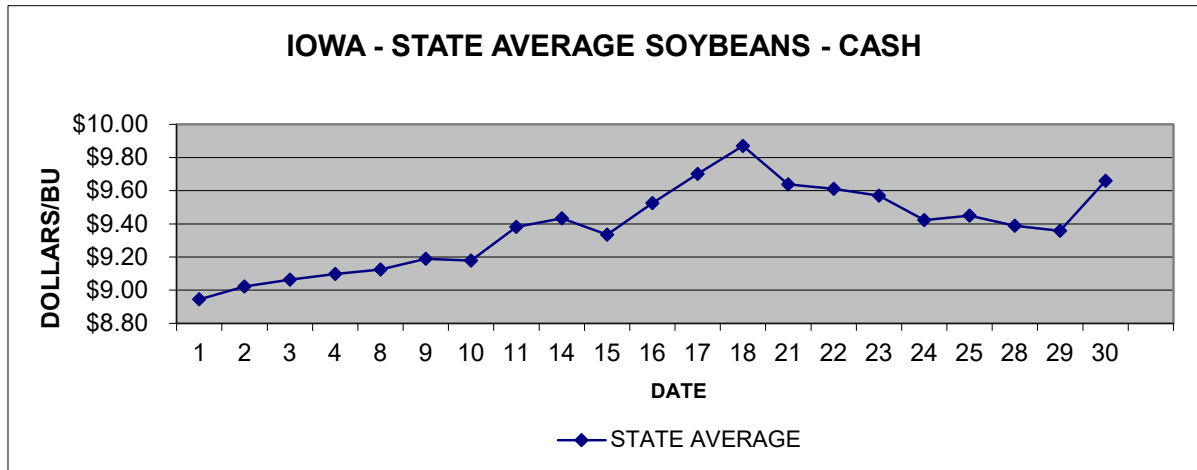
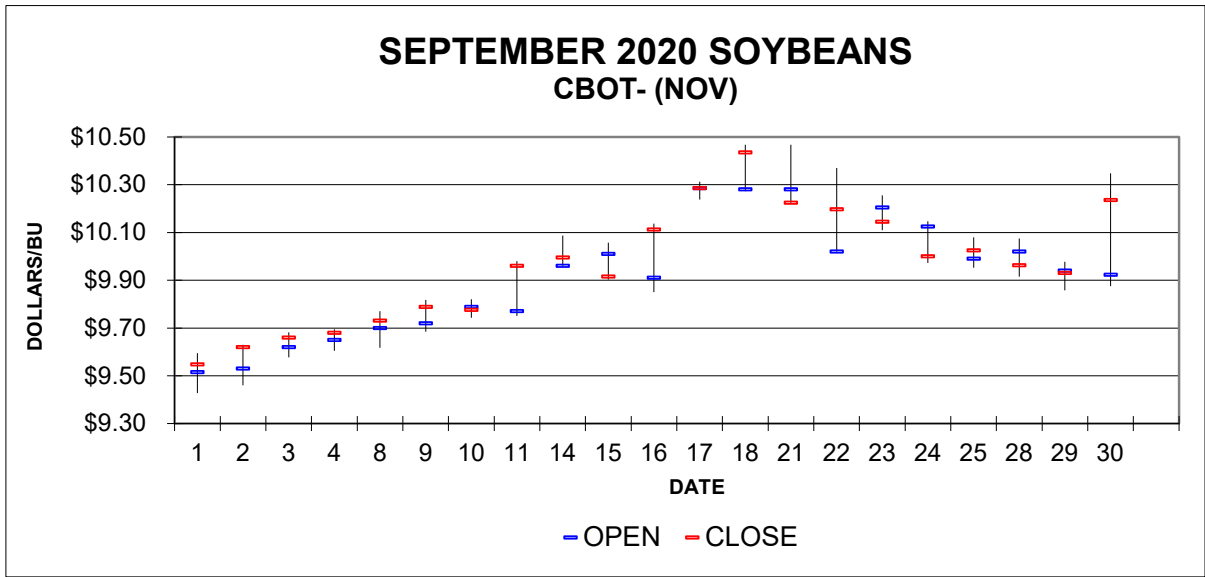
CBOT - (DEC)



IOWA - STATE AVERAGE CORN - CASH



Source: Iowa Department of Agriculture and Land Stewardship



Source: Iowa Department of Agriculture and Land Stewardship