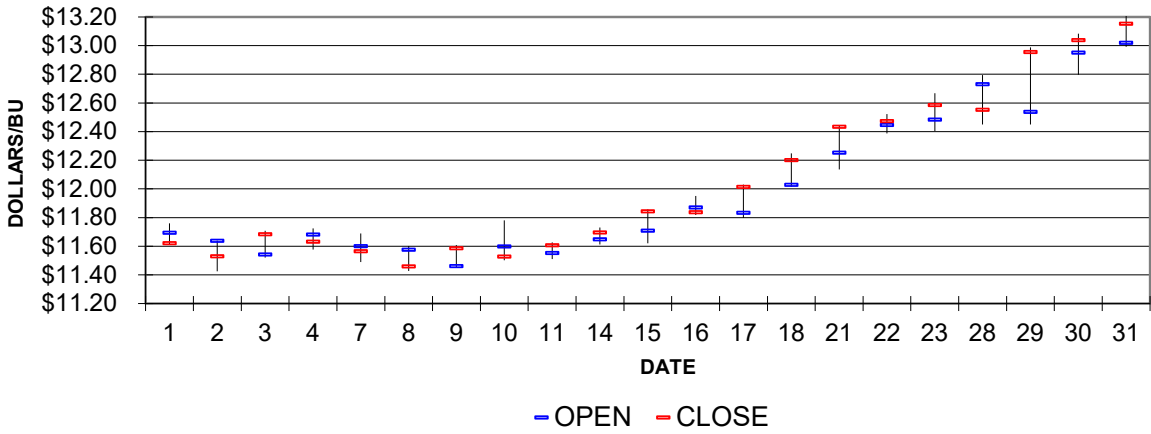
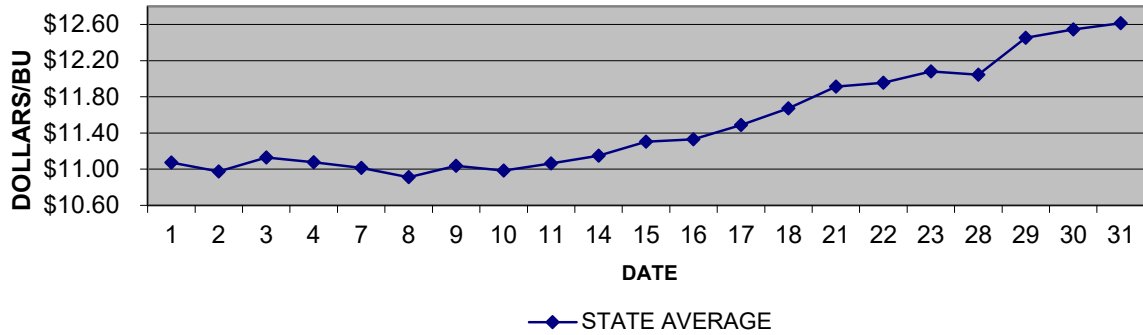


DECEMBER 2020 SOYBEANS CBOT- (JAN)



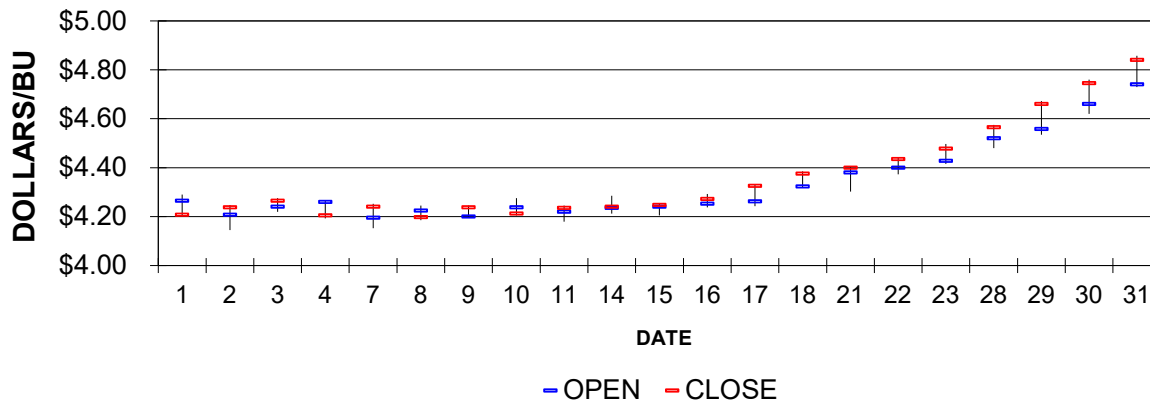
IOWA - STATE AVERAGE SOYBEANS - CASH



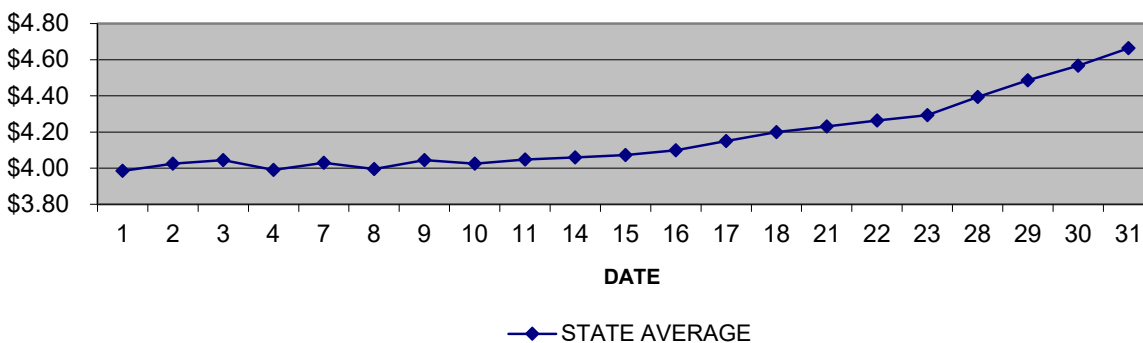
Source: Iowa Department of Agriculture and Land Stewardship

DECEMBER 2020 CORN

CBOT - (MAR)



IOWA - STATE AVERAGE CORN - CASH



Source: Iowa Department of Agriculture and Land Stewardship

IOWA STATE AVERAGE CORN PRICES FOR DECEMBER 2020

	NW - I	NC - II	NE - III	SW - IV	SC - V	SE - VI	State Average
1	4.0000	3.9900	3.9500	3.9800	4.0000	3.9900	3.9847
2	4.0300	4.0400	3.9900	4.0300	4.0300	4.0200	4.0247
3	4.0600	4.0600	4.0200	4.0300	4.0600	4.0200	4.0445
4	4.0100	4.0000	3.9700	3.9700	4.0000	3.9800	3.9907
5							
6							
7	4.0400	4.0200	4.0400	4.0400	4.0200	4.0400	4.0300
8	4.0000	4.0000	3.9700	4.0100	4.0000	3.9900	3.9949
9	4.0500	4.0500	4.0100	4.0400	4.0800	4.0500	4.0442
10	4.0200	4.0300	3.9900	4.0200	4.0700	4.0400	4.0241
11	4.0500	4.0500	4.0200	4.0400	4.0900	4.0600	4.0479
12							
13							
14	4.0500	4.0600	4.0400	4.0400	4.1000	4.0900	4.0586
15	4.0600	4.0700	4.0600	4.0700	4.1100	4.1000	4.0729
16	4.0900	4.1000	4.0900	4.0900	4.1500	4.1000	4.0990
17	4.1400	4.1500	4.1400	4.1500	4.1900	4.1600	4.1506
18	4.1900	4.2000	4.2000	4.2000	4.2400	4.1900	4.2000
19							
20							
21	4.2200	4.2300	4.2300	4.2300	4.2600	4.2300	4.2304
22	4.2500	4.2600	4.2600	4.2700	4.3000	4.2700	4.2636
23	4.2900	4.3000	4.2900	4.2700	4.3400	4.2800	4.2933
24							
25							
26							
27							
28	4.3800	4.4000	4.3800	4.4100	4.4300	4.3800	4.3937
29	4.4800	4.5000	4.4700	4.4700	4.5200	4.4800	4.4860
30	4.5600	4.5700	4.5600	4.5500	4.6000	4.5700	4.5661
31	4.6500	4.6600	4.6500	4.6600	4.7200	4.6800	4.6634
Mo Avg	4.1724	4.1781	4.1586	4.1700	4.2052	4.1771	4.1744

IOWA STATE AVERAGE BEAN PRICES FOR DECEMBER 2020

	NW - I	NC - II	NE - III	SW - IV	SC - V	SE - VI	State Average
1	11.0400	11.0500	10.9900	11.1200	11.0900	11.1800	11.0718
2	10.9500	10.9500	10.9000	11.0300	11.0000	11.0600	10.9753
3	11.1000	11.1200	11.0500	11.1800	11.1500	11.2000	11.1292
4	11.0500	11.0600	10.9700	11.1200	11.1000	11.1800	11.0752
5							
6							
7	11.0100	11.0200	10.9600	10.9200	11.0500	11.1200	11.0133
8	10.8900	10.8900	10.8400	10.9600	10.9200	10.9900	10.9104
9	11.0100	11.0200	10.9700	11.0800	11.0500	11.1300	11.0379
10	10.9600	10.9600	10.9300	11.0200	10.9900	11.0800	10.9840
11	11.0400	11.0400	11.0100	11.1000	11.0700	11.1500	11.0627
12							
13							
14	11.1200	11.1300	11.0700	11.1900	11.1700	11.2400	11.1477
15	11.2700	11.2800	11.2500	11.3500	11.3100	11.4100	11.3046
16	11.2900	11.3100	11.2700	11.3500	11.3200	11.4700	11.3284
17	11.4500	11.4700	11.4300	11.5300	11.5000	11.5800	11.4870
18	11.6600	11.6600	11.6200	11.7100	11.6800	11.7300	11.6737
19							
20							
21	11.8900	11.9000	11.8500	11.9600	11.9200	11.9800	11.9130
22	11.9300	11.9400	11.8900	12.0000	11.9700	12.0200	11.9540
23	12.0500	12.0700	12.0100	12.1000	12.1300	12.1500	12.0791
24							
25							
26							
27							
28	12.0200	12.0400	11.9800	12.0800	12.0800	12.0900	12.0446
29	12.4300	12.4500	12.3700	12.5000	12.4900	12.4900	12.4523
30	12.5000	12.5200	12.4300	12.7100	12.5700	12.5600	12.5433
31	12.5900	12.6100	12.5700	12.6200	12.6600	12.6600	12.6136
Mo Avg	11.4881	11.4995	11.4457	11.5538	11.5343	11.5938	11.5143

IOWA DAILY CORN BASIS FOR DECEMBER 2020

	NW - I	NC - II	NE - III	SW - IV	SC - V	SE - VI	Basis Average
1	-0.21	-0.22	-0.26	-0.23	-0.21	-0.22	-0.22
2	-0.21	-0.20	-0.25	-0.21	-0.21	-0.22	-0.21
3	-0.21	-0.21	-0.25	-0.23	-0.21	-0.25	-0.22
4	-0.20	-0.21	-0.24	-0.24	-0.21	-0.23	-0.21
5							
6							
7	-0.20	-0.22	-0.20	-0.20	-0.22	-0.20	-0.21
8	-0.20	-0.20	-0.23	-0.19	-0.20	-0.21	-0.20
9	-0.19	-0.19	-0.23	-0.20	-0.16	-0.19	-0.19
10	-0.19	-0.18	-0.22	-0.19	-0.14	-0.17	-0.19
11	-0.19	-0.19	-0.22	-0.20	-0.15	-0.18	-0.19
12							
13							
14	-0.19	-0.18	-0.20	-0.20	-0.14	-0.15	-0.18
15	-0.19	-0.18	-0.19	-0.18	-0.14	-0.15	-0.17
16	-0.18	-0.17	-0.18	-0.18	-0.12	-0.17	-0.17
17	-0.19	-0.18	-0.19	-0.18	-0.14	-0.17	-0.17
18	-0.19	-0.18	-0.18	-0.18	-0.14	-0.19	-0.18
19							
20							
21	-0.18	-0.17	-0.17	-0.17	-0.14	-0.17	-0.17
22	-0.19	-0.18	-0.18	-0.17	-0.14	-0.17	-0.17
23	-0.19	-0.18	-0.19	-0.21	-0.14	-0.20	-0.18
24							
25							
26							
27							
28	-0.19	-0.17	-0.19	-0.16	-0.14	-0.19	-0.17
29	-0.18	-0.16	-0.19	-0.19	-0.14	-0.18	-0.17
30	-0.19	-0.18	-0.19	-0.20	-0.15	-0.18	-0.18
31	-0.19	-0.18	-0.19	-0.18	-0.12	-0.16	-0.18
Mo Avg	-0.19	-0.18	-0.20	-0.19	-0.16	-0.19	-0.19

Basis determined by using (MAR) contract.

Prepared by Iowa Department of Agriculture and Land Stewardship
Agricultural Marketing Bureau, Des Moines, Iowa

IOWA DAILY SOYBEAN BASIS FOR DECEMBER 2020

	NW - I	NC - II	NE - III	SW - IV	SC - V	SE - VI	Basis Average
1	-0.58	-0.57	-0.63	-0.50	-0.53	-0.44	-0.55
2	-0.58	-0.58	-0.63	-0.50	-0.53	-0.47	-0.55
3	-0.58	-0.56	-0.63	-0.50	-0.53	-0.48	-0.55
4	-0.58	-0.57	-0.66	-0.51	-0.53	-0.45	-0.55
5							
6							
7	-0.56	-0.55	-0.60	-0.65	-0.51	-0.45	-0.57
8	-0.57	-0.57	-0.62	-0.50	-0.54	-0.47	-0.55
9	-0.58	-0.57	-0.62	-0.51	-0.54	-0.46	-0.55
10	-0.57	-0.57	-0.60	-0.51	-0.54	-0.45	-0.54
11	-0.57	-0.57	-0.60	-0.51	-0.54	-0.46	-0.54
12							
13							
14	-0.58	-0.57	-0.63	-0.51	-0.53	-0.46	-0.55
15	-0.57	-0.56	-0.59	-0.49	-0.53	-0.43	-0.54
16	-0.55	-0.53	-0.57	-0.49	-0.52	-0.37	-0.51
17	-0.56	-0.54	-0.58	-0.48	-0.51	-0.43	-0.53
18	-0.54	-0.54	-0.58	-0.49	-0.52	-0.47	-0.53
19							
20							
21	-0.54	-0.53	-0.58	-0.47	-0.51	-0.45	-0.52
22	-0.54	-0.53	-0.58	-0.47	-0.50	-0.45	-0.52
23	-0.53	-0.51	-0.57	-0.48	-0.45	-0.43	-0.51
24							
25							
26							
27							
28	-0.53	-0.51	-0.57	-0.47	-0.47	-0.46	-0.51
29	-0.53	-0.51	-0.59	-0.46	-0.47	-0.47	-0.50
30	-0.54	-0.52	-0.61	-0.33	-0.47	-0.48	-0.49
31	-0.56	-0.54	-0.58	-0.53	-0.49	-0.49	-0.54
Mo Avg	-0.56	-0.55	-0.60	-0.49	-0.51	-0.45	-0.53

Basis determined by using (JAN) contract.

Prepared by Iowa Department of Agriculture and Land Stewardship
Agricultural Marketing Bureau, Des Moines, Iowa