

IOWA STATE AVERAGE BEAN PRICES FOR FEBRUARY 2021

	NW - I	NC - II	NE - III	SW - IV	SC - V	SE - VI	State Average
1	13.1200	13.1300	13.1300	13.1600	13.1900	13.2000	13.1477
2	13.0200	13.0300	13.0300	13.1000	13.1200	13.0700	13.0529
3	13.2000	13.2000	13.2000	13.2400	13.2900	13.2100	13.2167
4	13.2200	13.2200	13.2000	13.2500	13.3000	13.3100	13.2420
5	13.1600	13.1600	13.1400	13.2100	13.2400	13.1800	13.1759
6							
7							
8	13.3800	13.3900	13.3900	13.4400	13.4600	13.4000	13.4039
9	13.5100	13.5300	13.5200	13.5900	13.5900	13.5800	13.5461
10	13.0500	13.0500	13.0300	13.2600	13.1100	13.1100	13.0933
11	13.2000	13.1900	13.1700	13.2400	13.2700	13.2400	13.2121
12	13.2500	13.2400	13.2200	13.2700	13.3100	13.2800	13.2567
13							
14							
15							
16	13.3800	13.3600	13.3500	13.4000	13.4400	13.3800	13.3802
17	13.3700	13.3500	13.3400	13.4000	13.4300	13.3700	13.3717
18	13.2800	13.2600	13.2600	13.3400	13.3600	13.2800	13.2896
19	13.3100	13.2900	13.2800	13.3600	13.3800	13.3100	13.3157
20							
21							
22	13.3700	13.3600	13.3400	13.4300	13.4700	13.3700	13.3830
23	13.5900	13.5900	13.5700	13.7000	13.7000	13.5900	13.6155
24	13.7800	13.7800	13.7500	13.8800	13.8900	13.7800	13.8028
25	13.6300	13.6000	13.5800	13.7100	13.7200	13.6000	13.6333
26	13.6000	13.5800	13.5400	13.6800	13.7000	13.6000	13.6096
27							
28							
Mo Avg	13.3379	13.3321	13.3179	13.4032	13.4195	13.3611	13.3552

IOWA STATE AVERAGE CORN PRICES FOR FEBRUARY 2021

	NW - I	NC - II	NE - III	SW - IV	SC - V	SE - VI	State Average
1	5.2400	5.2400	5.1900	5.2200	5.2700	5.2400	5.2312
2	5.1700	5.1900	5.1300	5.2000	5.1700	5.1800	5.1738
3	5.2800	5.2800	5.2200	5.2700	5.2600	5.2300	5.2608
4	5.2500	5.2600	5.2000	5.2600	5.2400	5.2400	5.2435
5	5.2400	5.2500	5.1800	5.2300	5.2300	5.2200	5.2280
6							
7							
8	5.3900	5.4100	5.3500	5.3900	5.3800	5.3700	5.3857
9	5.3100	5.3400	5.3300	5.3300	5.3100	5.2800	5.3212
10	5.1200	5.1200	5.0600	5.1000	5.1000	5.0700	5.0995
11	5.1700	5.1900	5.1500	5.1600	5.1700	5.1400	5.1675
12	5.1500	5.1700	5.1200	5.1300	5.1500	5.1100	5.1433
13							
14							
15							
16	5.2900	5.3100	5.2600	5.2800	5.2800	5.2800	5.2873
17	5.3000	5.3100	5.2700	5.3000	5.3100	5.2400	5.2914
18	5.2800	5.2900	5.2300	5.2700	5.2900	5.2500	5.2702
19	5.2000	5.2100	5.1600	5.1900	5.2100	5.1800	5.1931
20							
21							
22	5.2800	5.2900	5.2400	5.2700	5.2900	5.2600	5.2731
23	5.3100	5.3200	5.2700	5.3100	5.3100	5.2800	5.3024
24	5.3700	5.3700	5.3100	5.3600	5.3500	5.3300	5.3519
25	5.3000	5.3100	5.2600	5.3000	5.2800	5.2700	5.2908
26	5.2800	5.2900	5.2400	5.2700	5.2600	5.2500	5.2695
27							
28							
Mo Avg	5.2595	5.2711	5.2195	5.2547	5.2558	5.2326	5.2518

IOWA DAILY CORN BASIS FOR FEBRUARY 2021

	Basis						
	NW - I	NC - II	NE - III	SW - IV	SC - V	SE - VI	Average
1	-0.25	-0.25	-0.30	-0.27	-0.22	-0.25	-0.26
2	-0.26	-0.24	-0.30	-0.23	-0.26	-0.25	-0.26
3	-0.24	-0.24	-0.30	-0.25	-0.26	-0.29	-0.26
4	-0.25	-0.24	-0.30	-0.24	-0.26	-0.26	-0.26
5	-0.25	-0.24	-0.31	-0.26	-0.26	-0.27	-0.26
6							
7							
8	-0.25	-0.23	-0.29	-0.25	-0.26	-0.27	-0.25
9	-0.25	-0.22	-0.23	-0.23	-0.25	-0.28	-0.24
10	-0.23	-0.23	-0.29	-0.25	-0.25	-0.27	-0.25
11	-0.24	-0.22	-0.26	-0.25	-0.24	-0.27	-0.24
12	-0.22	-0.20	-0.25	-0.24	-0.22	-0.26	-0.22
13							
14							
15							
16	-0.23	-0.21	-0.26	-0.24	-0.24	-0.24	-0.24
17	-0.23	-0.22	-0.26	-0.23	-0.22	-0.29	-0.24
18	-0.22	-0.21	-0.27	-0.23	-0.21	-0.25	-0.23
19	-0.23	-0.22	-0.27	-0.24	-0.22	-0.25	-0.23
20							
21							
22	-0.23	-0.22	-0.27	-0.24	-0.22	-0.25	-0.24
23	-0.23	-0.22	-0.27	-0.23	-0.23	-0.26	-0.24
24	-0.22	-0.22	-0.28	-0.23	-0.24	-0.26	-0.24
25	-0.25	-0.24	-0.29	-0.25	-0.27	-0.28	-0.26
26	-0.27	-0.27	-0.32	-0.29	-0.30	-0.31	-0.29
27							
28							
Mo Avg	-0.24	-0.23	-0.28	-0.24	-0.24	-0.27	-0.25

Basis determined by using (MAR) contract.

Prepared by Iowa Department of Agriculture and Land Stewardship
 Agricultural Marketing Bureau, Des Moines, Iowa

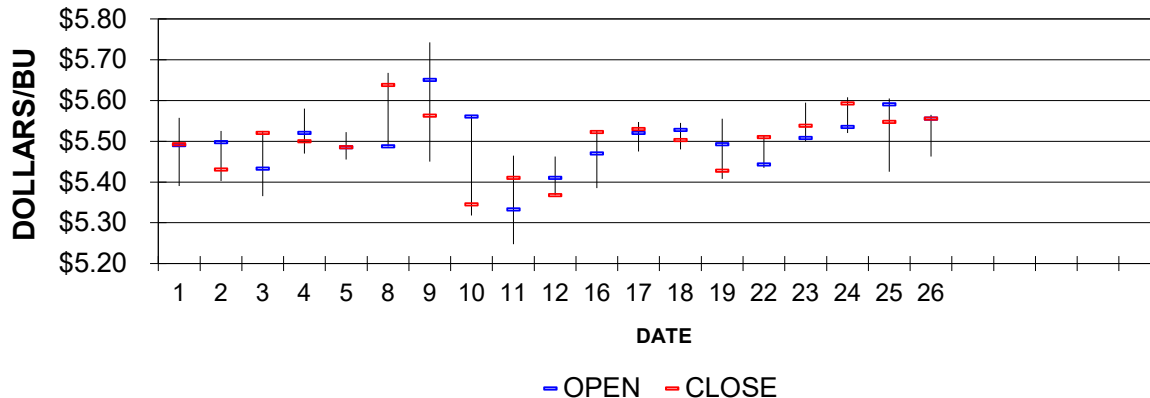
IOWA DAILY SOYBEAN BASIS FOR FEBRUARY 2021

	NW - I	NC - II	NE - III	SW - IV	SC - V	SE - VI	Basis Average
1	-0.53	-0.52	-0.52	-0.49	-0.46	-0.45	-0.50
2	-0.53	-0.52	-0.52	-0.45	-0.43	-0.48	-0.49
3	-0.51	-0.51	-0.51	-0.47	-0.42	-0.50	-0.50
4	-0.50	-0.50	-0.53	-0.48	-0.42	-0.41	-0.48
5	-0.51	-0.51	-0.53	-0.46	-0.43	-0.49	-0.49
6							
7							
8	-0.50	-0.49	-0.49	-0.44	-0.42	-0.48	-0.47
9	-0.51	-0.49	-0.50	-0.43	-0.43	-0.44	-0.47
10	-0.49	-0.49	-0.51	-0.28	-0.43	-0.43	-0.45
11	-0.48	-0.49	-0.51	-0.44	-0.41	-0.44	-0.46
12	-0.47	-0.48	-0.50	-0.45	-0.41	-0.44	-0.46
13							
14							
15							
16	-0.47	-0.49	-0.50	-0.45	-0.41	-0.47	-0.47
17	-0.47	-0.49	-0.50	-0.44	-0.41	-0.47	-0.47
18	-0.47	-0.49	-0.49	-0.41	-0.39	-0.47	-0.46
19	-0.46	-0.48	-0.49	-0.41	-0.39	-0.46	-0.46
20							
21							
22	-0.47	-0.48	-0.50	-0.41	-0.37	-0.47	-0.45
23	-0.47	-0.47	-0.49	-0.36	-0.36	-0.47	-0.44
24	-0.46	-0.46	-0.49	-0.36	-0.35	-0.46	-0.43
25	-0.43	-0.46	-0.48	-0.35	-0.34	-0.46	-0.43
26	-0.45	-0.47	-0.51	-0.37	-0.35	-0.45	-0.44
27							
28							
Mo Avg	-0.48	-0.49	-0.50	-0.42	-0.40	-0.46	-0.47

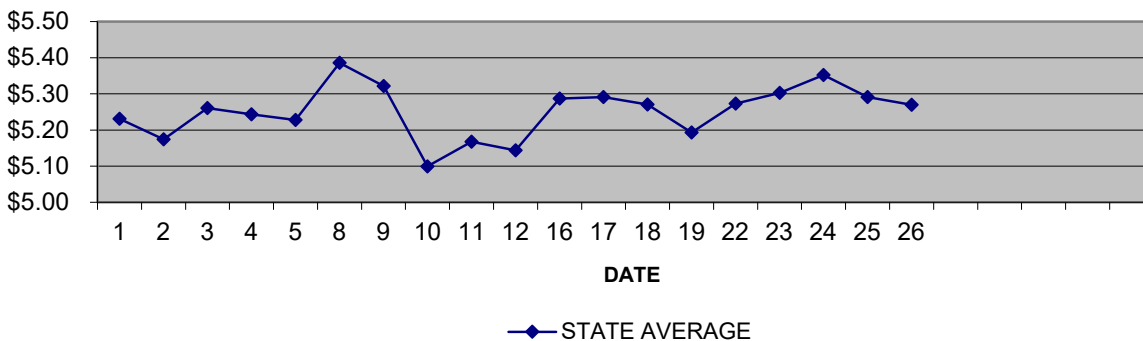
Basis determined by using (MAR) contract.

Prepared by Iowa Department of Agriculture and Land Stewardship
Agricultural Marketing Bureau, Des Moines, Iowa

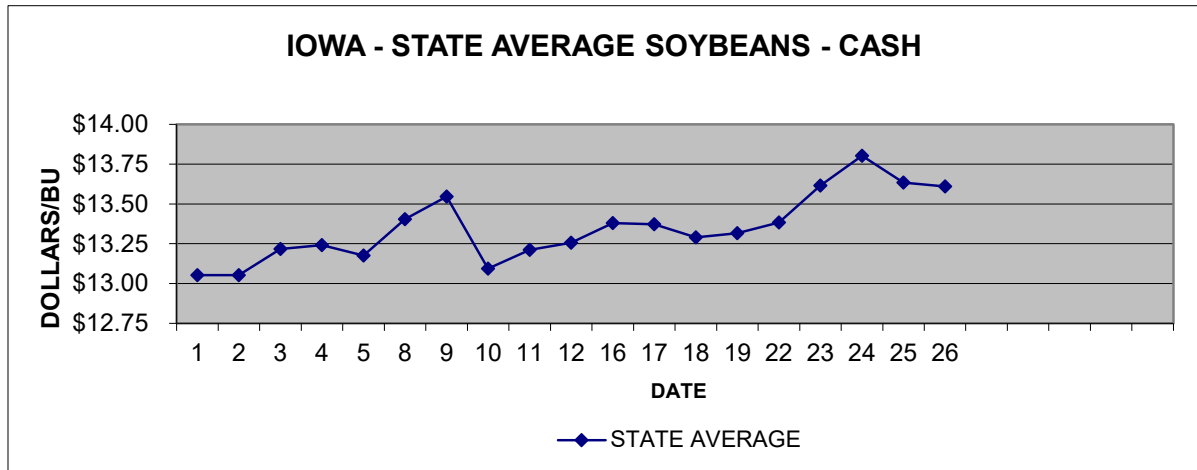
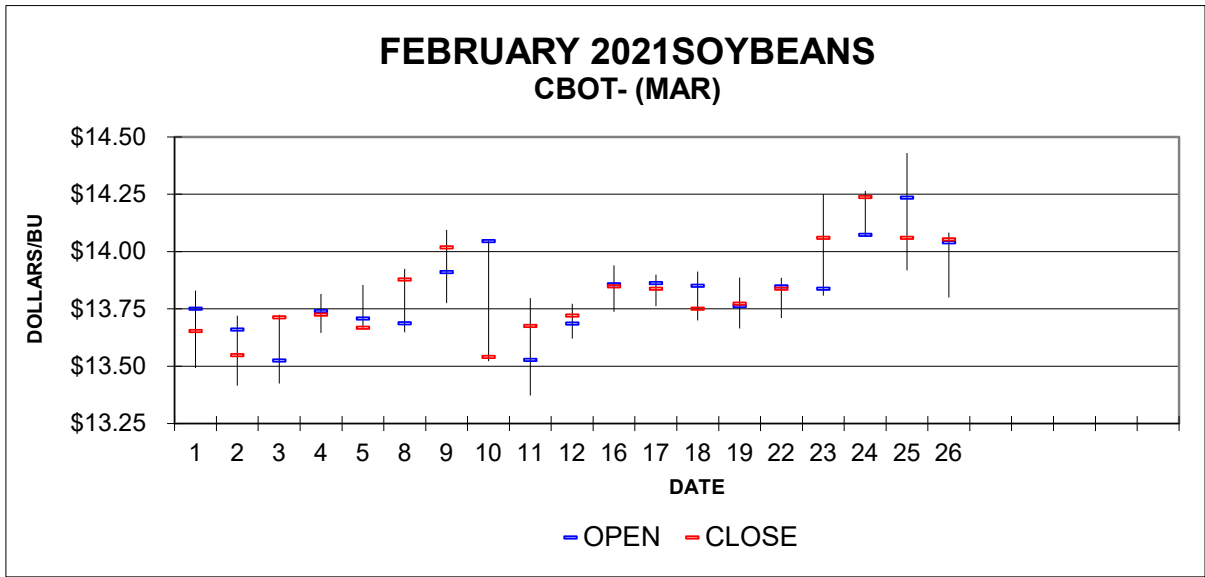
FEBRUARY 2021 CORN CBOT - (MAR)



IOWA - STATE AVERAGE CORN - CASH



Source: Iowa Department of Agriculture and Land Stewardship



Source: Iowa Department of Agriculture and Land Stewardship