

## IOWA STATE AVERAGE CORN PRICES FOR APRIL 2021

	<b>NW - I</b>	<b>NC - II</b>	<b>NE - III</b>	<b>SW - IV</b>	<b>SC - V</b>	<b>SE - VI</b>	<b>State Average</b>
<b>1</b>	5.4500	5.4500	5.4100	5.4500	5.4800	5.4500	5.4455
<b>2</b>							
<b>3</b>							
<b>4</b>							
<b>5</b>	5.3900	5.3900	5.3400	5.3800	5.4200	5.3900	5.3824
<b>6</b>	5.4000	5.4000	5.3700	5.3900	5.4300	5.4000	5.3959
<b>7</b>	5.4500	5.4600	5.4300	5.4500	5.4900	5.4600	5.4538
<b>8</b>	5.6600	5.6600	5.6300	5.6500	5.6800	5.6600	5.6551
<b>9</b>	5.6400	5.6300	5.6000	5.6300	5.6600	5.6300	5.6293
<b>10</b>							
<b>11</b>							
<b>12</b>	5.5500	5.5700	5.5100	5.5600	5.5800	5.5400	5.5514
<b>13</b>	5.6700	5.6700	5.6300	5.6800	5.6900	5.6600	5.6648
<b>14</b>	5.8200	5.8200	5.7700	5.8100	5.8300	5.8100	5.8096
<b>15</b>	5.8000	5.7900	5.7200	5.7800	5.7900	5.7700	5.7763
<b>16</b>	5.7600	5.7500	5.6800	5.7200	5.7400	5.7300	5.7329
<b>17</b>							
<b>18</b>							
<b>19</b>	5.8300	5.8100	5.7500	5.8000	5.8100	5.7800	5.7989
<b>20</b>	5.9700	5.9500	5.9000	5.9500	5.9700	5.9100	5.9424
<b>21</b>	6.1400	6.1300	6.0800	6.1300	6.1300	6.0900	6.1187
<b>22</b>	6.3400	6.3800	6.3400	6.3700	6.3700	6.3500	6.3590
<b>23</b>	6.3900	6.3900	6.3500	6.4000	6.3800	6.3700	6.3811
<b>24</b>							
<b>25</b>							
<b>26</b>	6.6300	6.6400	6.6200	6.6500	6.6400	6.6300	6.6345
<b>27</b>	6.6100	6.6500	6.6100	6.6100	6.6200	6.6500	6.6271
<b>28</b>	6.5100	6.4900	6.5200	6.5000	6.5200	6.5500	6.5102
<b>29</b>	6.5800	6.5600	6.6000	6.5600	6.5700	6.7400	6.5931
<b>30</b>	6.8800	6.8200	6.8700	6.8100	6.8200	6.9700	6.8576
<b>Mo Avg</b>	5.9748	5.9719	5.9395	5.9657	5.9819	5.9781	5.9676

## IOWA STATE AVERAGE BEAN PRICES FOR APRIL 2021

	<b>NW - I</b>	<b>NC - II</b>	<b>NE - III</b>	<b>SW - IV</b>	<b>SC - V</b>	<b>SE - VI</b>	<b>State Average</b>
<b>1</b>	13.7600	13.6900	13.6000	13.8300	13.7900	13.6800	13.7245
<b>2</b>							
<b>3</b>							
<b>4</b>							
<b>5</b>	13.8800	13.8000	13.7200	13.9100	13.9000	13.7800	13.8321
<b>6</b>	13.9500	13.8700	13.7800	14.0200	13.9800	13.8600	13.9092
<b>7</b>	13.8600	13.7800	13.6600	13.9200	13.9100	13.7400	13.8121
<b>8</b>	13.9300	13.8500	13.7500	14.0300	13.9900	13.8200	13.8930
<b>9</b>	13.8200	13.7400	13.6500	13.9000	13.8700	13.7100	13.7802
<b>10</b>							
<b>11</b>							
<b>12</b>	13.6300	13.5400	13.4500	13.7000	13.6600	13.5000	13.5801
<b>13</b>	13.6900	13.6200	13.5500	13.7900	13.7300	13.6100	13.6626
<b>14</b>	13.9200	13.8300	13.7600	13.9600	13.9500	13.8500	13.8759
<b>15</b>	14.0100	13.9300	13.8400	14.0700	14.0300	13.9400	13.9693
<b>16</b>	14.1700	14.0800	14.0100	14.2000	14.1800	14.1000	14.1223
<b>17</b>							
<b>18</b>							
<b>19</b>	14.3500	14.2500	14.1800	14.3900	14.3500	14.2800	14.2989
<b>20</b>	14.6000	14.4700	14.4100	14.6800	14.6400	14.5100	14.5461
<b>21</b>	14.8300	14.7600	14.6800	14.9300	14.8900	14.7800	14.8073
<b>22</b>	15.1900	15.1000	15.0200	15.2800	15.2400	15.1600	15.1595
<b>23</b>	15.2500	15.1500	15.1000	15.3700	15.3000	15.2000	15.2214
<b>24</b>							
<b>25</b>							
<b>26</b>	15.5600	15.4100	15.4100	15.6900	15.5900	15.4300	15.5072
<b>27</b>	15.4000	15.2600	15.2100	15.4900	15.5000	15.1500	15.3303
<b>28</b>	15.3500	15.2200	15.1700	15.4100	15.4800	15.1800	15.2932
<b>29</b>	15.2700	15.1100	15.0200	15.3700	15.4000	15.1200	15.2051
<b>30</b>	15.6100	15.5100	15.3800	15.7100	15.6700	15.4900	15.5601
<b>Mo Avg</b>	14.4776	14.3795	14.3024	14.5548	14.5262	14.3757	14.4329

## IOWA DAILY CORN BASIS FOR APRIL 2021

	<b>NW - I</b>	<b>NC - II</b>	<b>NE - III</b>	<b>SW - IV</b>	<b>SC - V</b>	<b>SE - VI</b>	<b>Basis Average</b>
<b>1</b>	-0.15	-0.15	-0.19	-0.15	-0.12	-0.15	-0.15
<b>2</b>							
<b>3</b>							
<b>4</b>							
<b>5</b>	-0.14	-0.14	-0.19	-0.15	-0.11	-0.14	-0.15
<b>6</b>	-0.14	-0.14	-0.17	-0.15	-0.11	-0.14	-0.15
<b>7</b>	-0.16	-0.15	-0.18	-0.16	-0.12	-0.15	-0.15
<b>8</b>	-0.14	-0.14	-0.17	-0.15	-0.12	-0.14	-0.14
<b>9</b>	-0.13	-0.14	-0.17	-0.14	-0.11	-0.14	-0.14
<b>10</b>							
<b>11</b>							
<b>12</b>	-0.14	-0.12	-0.18	-0.13	-0.11	-0.15	-0.14
<b>13</b>	-0.13	-0.13	-0.17	-0.12	-0.11	-0.14	-0.14
<b>14</b>	-0.12	-0.12	-0.17	-0.13	-0.11	-0.13	-0.13
<b>15</b>	-0.10	-0.11	-0.18	-0.12	-0.11	-0.13	-0.12
<b>16</b>	-0.10	-0.11	-0.18	-0.14	-0.12	-0.13	-0.12
<b>17</b>							
<b>18</b>							
<b>19</b>	-0.09	-0.11	-0.17	-0.12	-0.11	-0.14	-0.12
<b>20</b>	-0.10	-0.12	-0.17	-0.12	-0.10	-0.16	-0.12
<b>21</b>	-0.12	-0.13	-0.18	-0.13	-0.13	-0.17	-0.14
<b>22</b>	-0.17	-0.13	-0.17	-0.14	-0.14	-0.16	-0.15
<b>23</b>	-0.27	-0.27	-0.31	-0.26	-0.28	-0.29	-0.17
<b>24</b>							
<b>25</b>							
<b>26</b>	-0.18	-0.17	-0.19	-0.15	-0.17	-0.18	-0.17
<b>27</b>	-0.35	-0.31	-0.35	-0.35	-0.34	-0.31	-0.33
<b>28</b>	-0.35	-0.37	-0.34	-0.36	-0.34	-0.31	-0.35
<b>29</b>	-0.44	-0.46	-0.42	-0.46	-0.45	-0.28	-0.43
<b>30</b>	-0.52	-0.58	-0.53	-0.59	-0.58	-0.43	-0.54
<b>31</b>	0.00	0.00	0.00	0.00	0.00	0.00	0.00
<b>Mo Avg</b>	-0.18	-0.18	-0.22	-0.19	-0.18	-0.18	-0.18

Basis determined by using (MAY) contract.

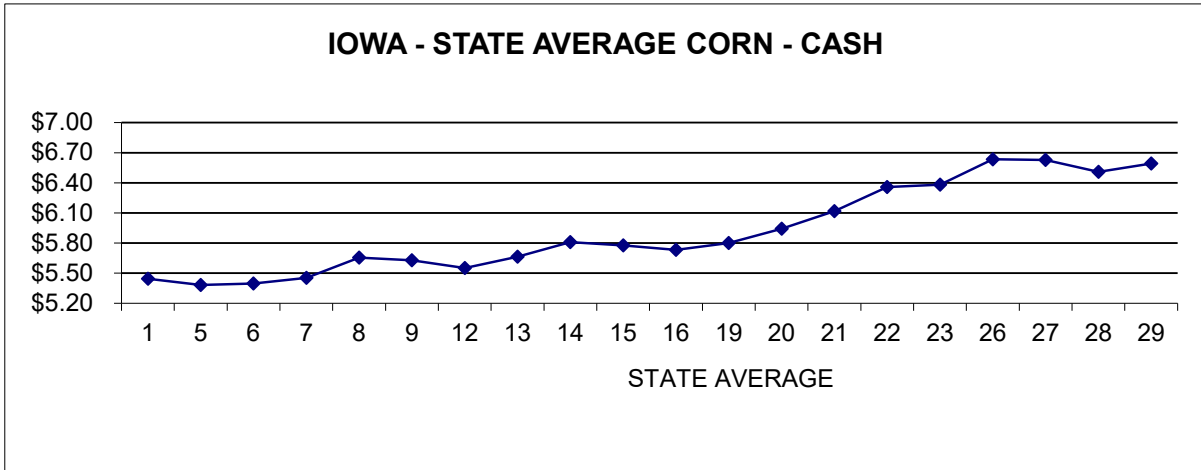
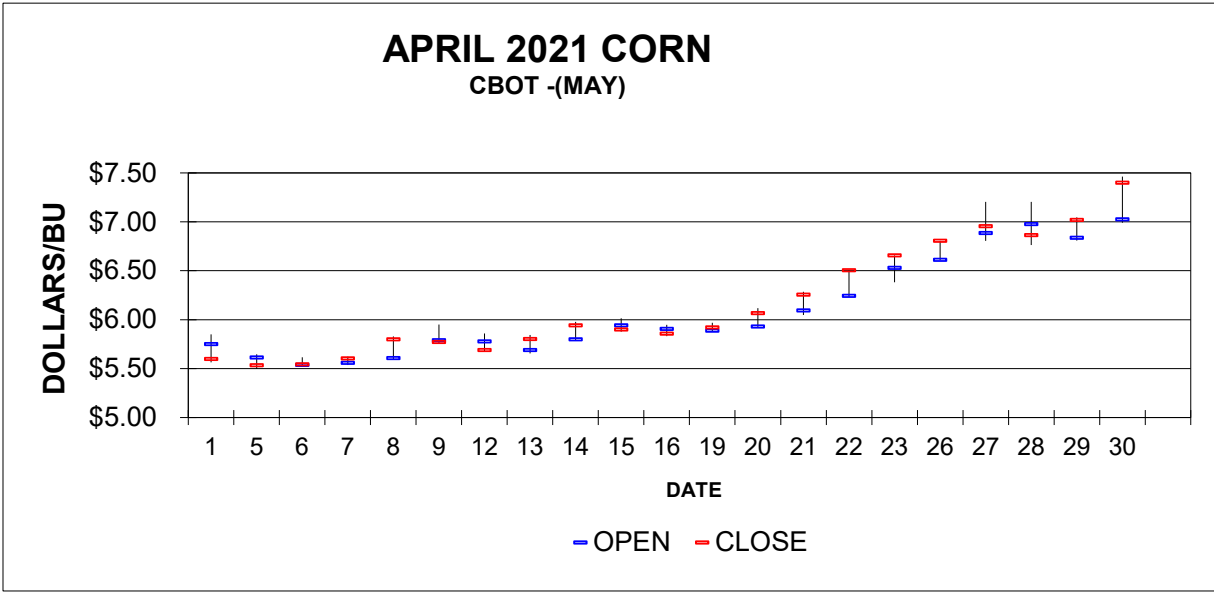
Prepared by Iowa Department of Agriculture and Land Stewardship  
Agricultural Marketing Bureau, Des Moines, Iowa

## IOWA DAILY SOYBEAN BASIS FOR APRIL 2021

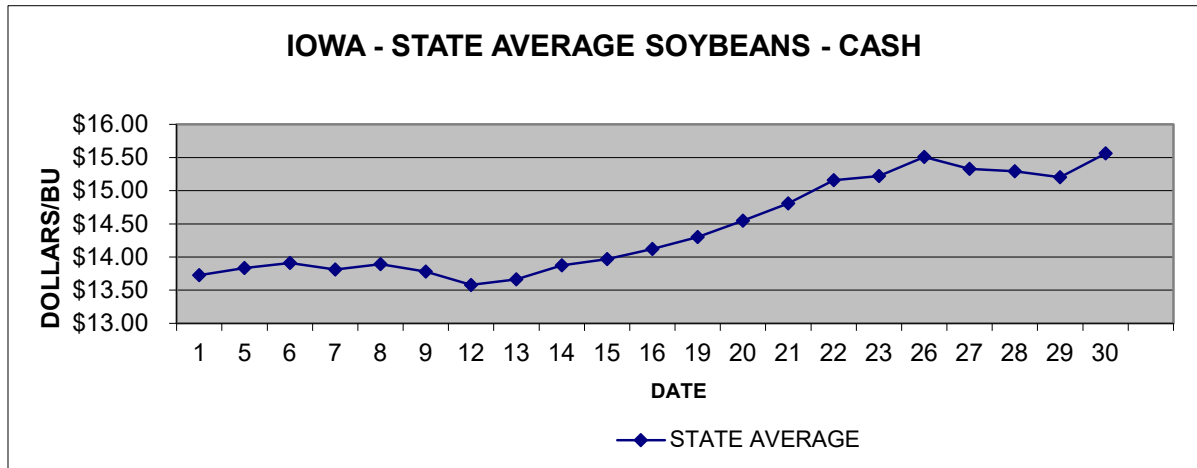
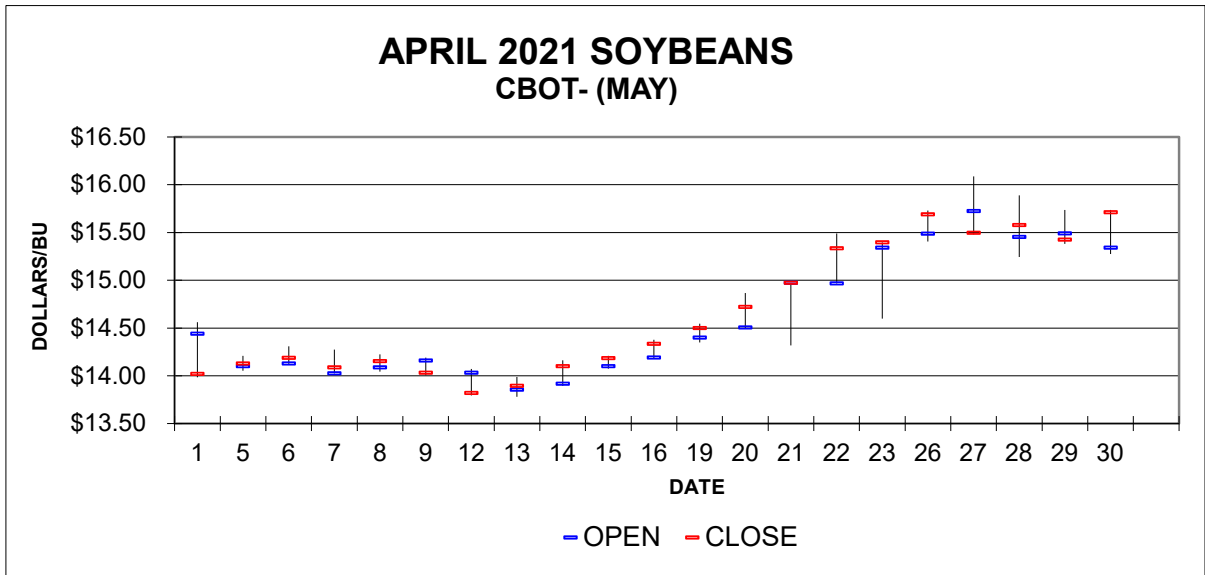
	<b>NW - I</b>	<b>NC - II</b>	<b>NE - III</b>	<b>SW - IV</b>	<b>SC - V</b>	<b>SE - VI</b>	<b>Basis Average</b>
<b>1</b>	-0.26	-0.33	-0.42	-0.19	-0.23	-0.34	-0.30
<b>2</b>							
<b>3</b>							
<b>4</b>							
<b>5</b>	-0.25	-0.33	-0.41	-0.22	-0.23	-0.35	-0.30
<b>6</b>	-0.24	-0.32	-0.41	-0.17	-0.21	-0.33	-0.28
<b>7</b>	-0.23	-0.31	-0.43	-0.17	-0.18	-0.35	-0.28
<b>8</b>	-0.22	-0.30	-0.40	-0.12	-0.16	-0.33	-0.26
<b>9</b>	-0.21	-0.29	-0.38	-0.13	-0.16	-0.32	-0.25
<b>10</b>							
<b>11</b>							
<b>12</b>	-0.19	-0.28	-0.37	-0.12	-0.16	-0.32	-0.24
<b>13</b>	-0.21	-0.28	-0.34	-0.11	-0.16	-0.29	-0.23
<b>14</b>	-0.18	-0.27	-0.34	-0.14	-0.15	-0.25	-0.22
<b>15</b>	-0.17	-0.25	-0.34	-0.11	-0.15	-0.24	-0.21
<b>16</b>	-0.16	-0.25	-0.32	-0.13	-0.15	-0.23	-0.21
<b>17</b>							
<b>18</b>							
<b>19</b>	-0.15	-0.25	-0.32	-0.11	-0.15	-0.22	-0.20
<b>20</b>	-0.12	-0.25	-0.31	-0.04	-0.08	-0.21	-0.17
<b>21</b>	-0.14	-0.21	-0.29	-0.04	-0.08	-0.19	-0.17
<b>22</b>	-0.14	-0.23	-0.31	-0.05	-0.09	-0.17	-0.17
<b>23</b>	-0.15	-0.25	-0.30	-0.03	-0.10	-0.20	-0.18
<b>24</b>							
<b>25</b>							
<b>26</b>	-0.13	-0.28	-0.28	0.00	-0.10	-0.26	-0.18
<b>27</b>	-0.10	-0.24	-0.29	-0.01	0.00	-0.35	-0.16
<b>28</b>	-0.23	-0.36	-0.41	-0.17	-0.10	-0.40	-0.28
<b>29</b>	-0.16	-0.32	-0.41	-0.06	-0.03	-0.31	-0.22
<b>30</b>	-0.10	-0.20	-0.33	0.00	-0.04	-0.22	-0.15
<b>31</b>	0.00	0.00	0.00	0.00	0.00	0.00	0.00
<b>Mo Avg</b>	-0.17	-0.26	-0.34	-0.10	-0.12	-0.27	-0.21

Basis determined by using (MAY) contract.

Prepared by Iowa Department of Agriculture and Land Stewardship  
Agricultural Marketing Bureau, Des Moines, Iowa



Source: Iowa Department of Agriculture and Land Stewardship



Source: Iowa Department of Agriculture and Land Stewardship