

IOWA STATE AVERAGE CORN PRICES FOR JUNE 2021

	NW - I	NC - II	NE - III	SW - IV	SC - V	SE - VI	State Average
1	7.0800	7.0600	7.0400	7.0500	7.0500	7.0500	7.0574
2	6.9400	6.9100	6.8900	6.9000	6.9100	6.9200	6.9127
3	6.8000	6.7700	6.7500	6.7600	6.7800	6.7700	6.7723
4	6.9900	6.9700	6.9700	6.9400	6.9700	6.9800	6.9715
5							
6							
7	6.9500	6.9300	6.9200	6.8700	6.9000	6.9500	6.9247
8	6.9500	6.9400	6.9200	6.8500	6.9000	6.9600	6.9262
9	7.0600	7.0400	7.0300	6.9500	7.0100	7.0600	7.0309
10	7.1200	7.1200	7.1000	7.0100	7.0900	7.1400	7.1024
11	6.9800	6.9700	6.9500	6.8700	6.9400	6.5900	6.9088
12							
13							
14	6.7300	6.7100	6.6900	6.6200	6.6900	6.6900	6.6953
15	6.8100	6.8000	6.7600	6.7000	6.7800	6.8200	6.7831
16	6.8600	6.8400	6.8200	6.7500	6.8300	6.8700	6.8319
17	6.4600	6.4300	6.4100	6.3600	6.3700	6.4500	6.4213
18	6.8800	6.6400	6.6200	6.5600	6.6200	6.6700	6.6785
19							
20							
21	6.7200	6.6700	6.6600	6.5500	6.6600	6.6900	6.6650
22	6.5300	6.4800	6.5000	6.3800	6.4200	6.6400	6.4951
23	6.5400	6.4500	6.4600	6.3400	6.4000	6.5800	6.4678
24	6.4400	6.3800	6.3900	6.3000	6.3800	6.5200	6.4005
25	6.2500	6.1800	6.2100	6.1200	6.1800	6.3300	6.2098
26							
27							
28	6.5200	6.4600	6.5400	6.1800	6.4500	6.5900	6.4653
29	6.5400	6.4800	6.5900	6.1800	6.4600	6.6400	6.4907
30	6.9300	6.8600	6.8900	6.8000	6.8600	6.9700	6.8852
Mo Avg	6.7764	6.7314	6.7323	6.6382	6.7114	6.7673	6.7317

IOWA STATE AVERAGE BEAN PRICES FOR JUNE 2021

	NW - I	NC - II	NE - III	SW - IV	SC - V	SE - VI	State Average
1	15.3600	15.3100	15.1500	15.5800	15.4900	15.2800	15.3565
2	15.5000	15.4300	15.2800	15.7000	15.6300	15.4100	15.4856
3	15.3600	15.2800	15.1500	15.5500	15.4700	15.2600	15.3393
4	15.6900	15.5800	15.4700	15.8600	15.7800	15.5900	15.6550
5							
6							
7	15.4900	15.3600	15.2400	15.6900	15.5400	15.3500	15.4411
8	15.6700	15.5700	15.4500	15.8700	15.7200	15.5500	15.6355
9	15.5000	15.4000	15.2500	15.6900	15.5500	15.3300	15.4536
10	15.3100	15.2400	15.0900	15.4700	15.3700	15.1400	15.2719
11	14.9800	14.9300	14.7400	15.0900	15.0300	14.7800	14.9321
12							
13							
14	14.5900	14.4700	14.3500	14.7100	14.6400	14.4000	14.5264
15	14.4300	14.3600	14.2400	14.6200	14.5700	14.3400	14.4189
16	14.2200	14.1300	14.0200	14.4300	14.3800	14.1700	14.2127
17	13.1200	13.0200	12.9100	13.2700	13.1900	12.9800	13.0786
18	13.7300	13.6200	13.5300	13.8900	13.8500	13.6400	13.7005
19							
20							
21	13.8800	13.7800	13.7100	14.0300	14.0300	13.8200	13.8624
22	13.7800	13.5800	13.5100	13.8000	13.6400	13.5800	13.6553
23	13.7100	13.5100	13.4200	13.7200	13.5800	13.4900	13.5797
24	13.5900	13.4000	13.3600	13.5800	13.4800	13.3700	13.4690
25	13.2700	13.0800	13.0200	13.2700	13.1700	12.9200	13.1321
26							
27							
28	13.5100	13.4300	13.2200	13.5300	13.5100	13.2300	13.4185
29	13.5400	13.4700	13.2700	13.5600	13.5400	13.3100	13.4602
30	14.4500	14.3500	14.1700	14.5600	14.4600	14.2200	14.3757
Mo Avg	14.4855	14.3773	14.2523	14.6123	14.5282	14.3255	14.4300

Prepared by Iowa Department of Agriculture and Land Stewardship
Agricultural Marketing Bureau, Des Moines, Iowa

IOWA DAILY CORN BASIS FOR JUNE 2021

	NW - I	NC - II	NE - III	SW - IV	SC - V	SE - VI	Basis Average
1	0.19	0.17	0.15	0.16	0.16	0.16	0.17
2	0.19	0.16	0.14	0.15	0.16	0.17	0.16
3	0.18	0.15	0.13	0.14	0.16	0.15	0.15
4	0.16	0.14	0.14	0.11	0.14	0.15	0.14
5							
6							
7	0.16	0.14	0.13	0.08	0.11	0.16	0.13
8	0.15	0.14	0.12	0.05	0.10	0.16	0.13
9	0.15	0.13	0.12	0.04	0.10	0.15	0.12
10	0.13	0.13	0.11	0.02	0.10	0.15	0.11
11	0.14	0.13	0.11	0.03	0.10	-0.26	0.06
12							
13							
14	0.14	0.12	0.10	0.03	0.10	0.10	0.10
15	0.14	0.13	0.09	0.03	0.11	0.15	0.11
16	0.13	0.11	0.09	0.02	0.10	0.14	0.10
17	0.13	0.10	0.08	0.03	0.04	0.12	0.09
18	0.33	0.09	0.07	0.01	0.07	0.12	0.13
19							
20							
21	0.13	0.08	0.07	-0.04	0.07	0.10	0.07
22	-0.07	-0.12	-0.10	-0.22	-0.18	0.04	-0.10
23	-0.10	-0.19	-0.18	-0.30	-0.24	-0.06	-0.17
24	-0.09	-0.15	-0.14	-0.23	-0.15	-0.01	-0.13
25	-0.12	-0.19	-0.16	-0.25	-0.19	-0.04	-0.16
26							
27							
28	-0.24	-0.30	-0.22	-0.58	-0.31	-0.17	-0.29
29	-0.41	-0.47	-0.36	-0.77	-0.49	-0.31	-0.45
30	-0.27	-0.34	-0.31	-0.40	-0.34	-0.23	-0.31
Mo Avg	0.05	0.01	0.01	-0.09	-0.01	0.04	0.01

Basis determined by using (JULY) contract.

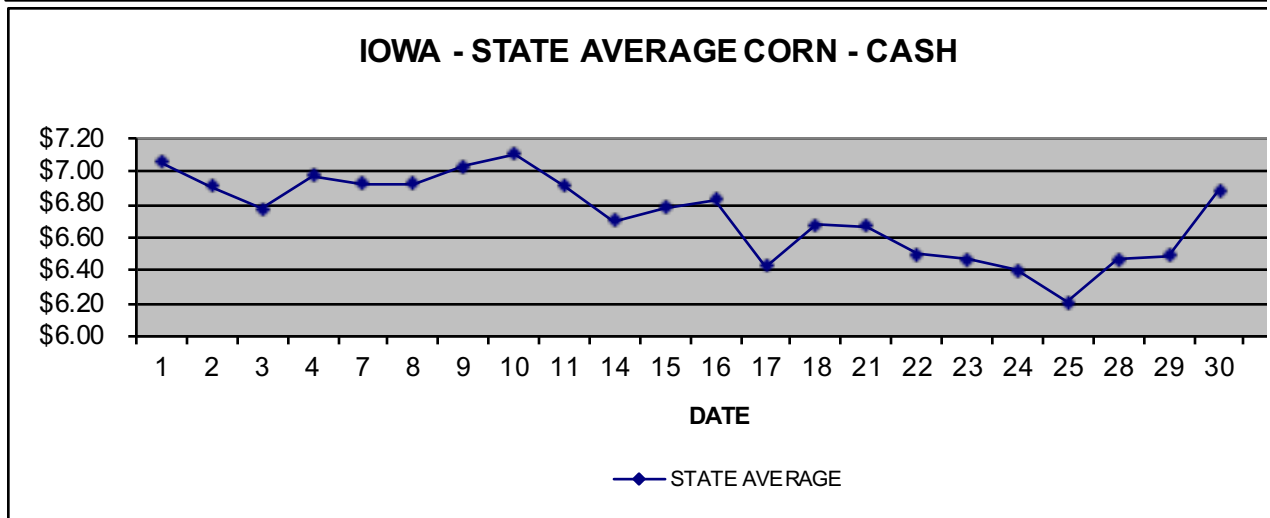
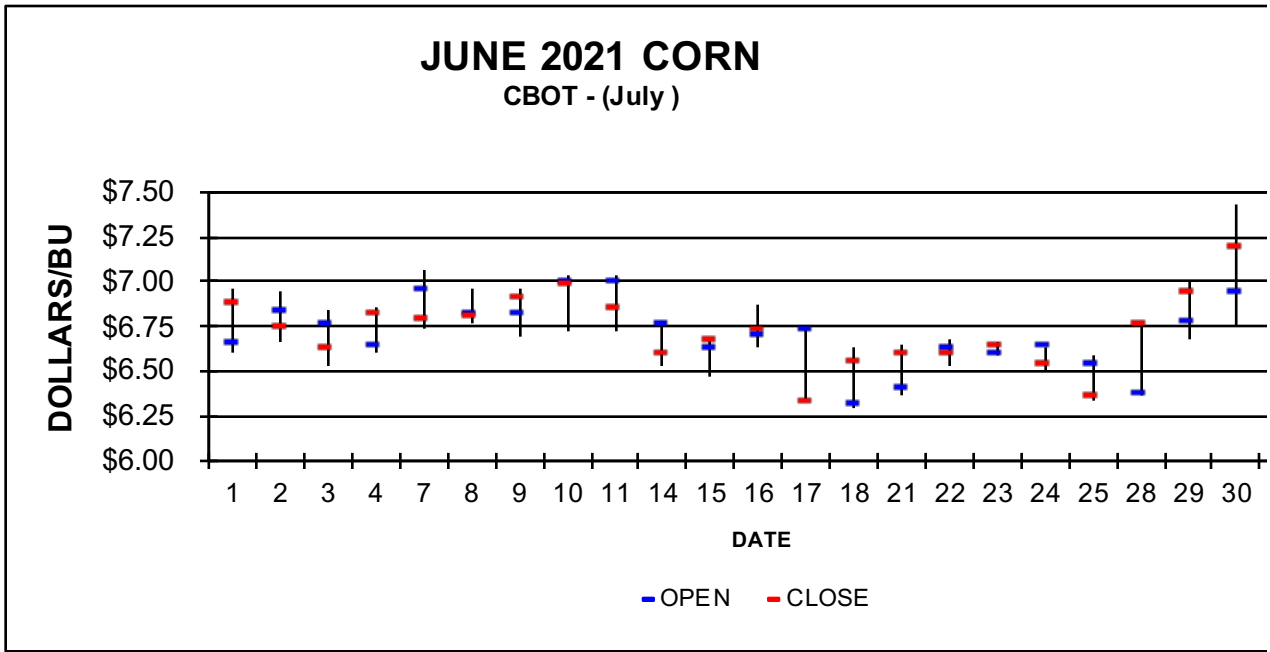
Prepared by Iowa Department of Agriculture and Land Stewardship
Agricultural Marketing Bureau, Des Moines, Iowa

IOWA DAILY SOYBEAN BASIS FOR JUNE 2021

	NW - I	NC - II	NE - III	SW - IV	SC - V	SE - VI	Basis Average
1	-0.13	-0.17	-0.33	0.10	0.01	-0.21	-0.13
2	-0.13	-0.20	-0.35	0.07	0.01	-0.22	-0.14
3	-0.13	-0.21	-0.34	0.06	-0.02	-0.23	-0.15
4	-0.15	-0.26	-0.37	0.02	-0.06	-0.25	-0.18
5							
6							
7	-0.11	-0.24	-0.36	0.09	-0.06	-0.25	-0.16
8	-0.23	-0.33	-0.45	-0.03	-0.18	-0.35	-0.16
9	-0.03	-0.13	-0.28	0.16	0.03	-0.20	-0.17
10	0.23	0.15	0.00	0.39	0.28	0.05	-0.17
11	-0.11	-0.16	-0.35	0.00	-0.06	-0.31	-0.15
12							
13							
14	-0.13	-0.25	-0.37	-0.01	-0.08	-0.32	-0.20
15	-0.23	-0.30	-0.42	-0.04	-0.09	-0.32	-0.24
16	-0.26	-0.35	-0.47	-0.05	-0.10	-0.32	-0.27
17	-0.18	-0.28	-0.39	-0.03	-0.11	-0.32	-0.22
18	-0.23	-0.34	-0.43	-0.07	-0.11	-0.32	-0.26
19							
20							
21	-0.27	-0.37	-0.44	-0.12	-0.12	-0.33	-0.29
22	-0.17	-0.37	-0.44	-0.15	-0.31	-0.37	-0.29
23	-0.24	-0.44	-0.53	-0.23	-0.37	-0.46	-0.28
24	-0.12	-0.31	-0.35	-0.13	-0.23	-0.34	-0.24
25	-0.03	-0.22	-0.28	-0.03	-0.13	-0.38	-0.17
26							
27							
28	-0.06	-0.14	-0.35	-0.04	-0.06	-0.34	-0.15
29	-0.06	-0.13	-0.33	-0.04	-0.06	-0.29	-0.14
30	-0.15	-0.25	-0.43	-0.04	-0.14	-0.38	-0.12
Mo Avg	-0.13	-0.24	-0.37	-0.01	-0.09	-0.29	-0.20

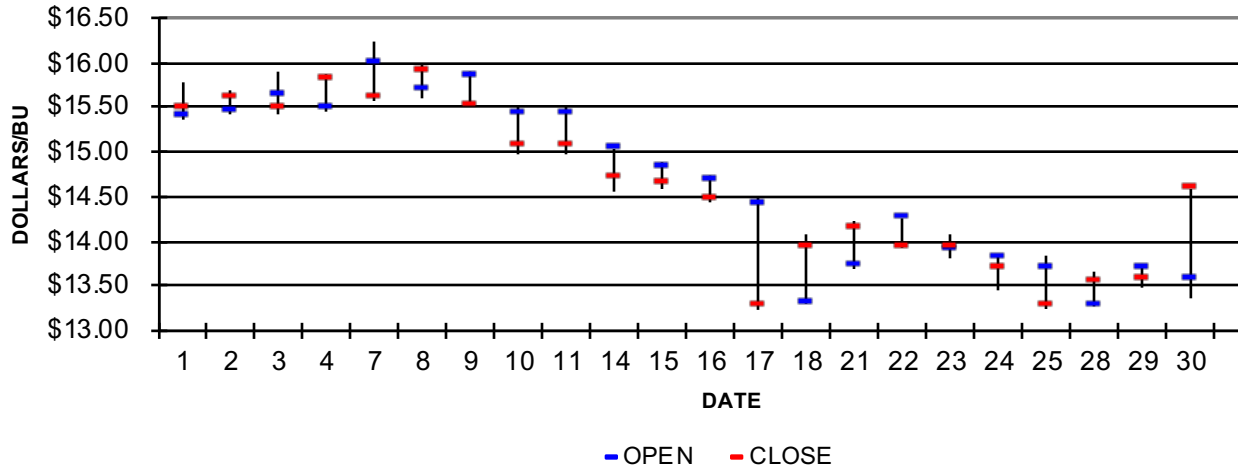
Basis determined by using (JULY) contract.

Prepared by Iowa Department of Agriculture and Land Stewardship
Agricultural Marketing Bureau, Des Moines, Iowa

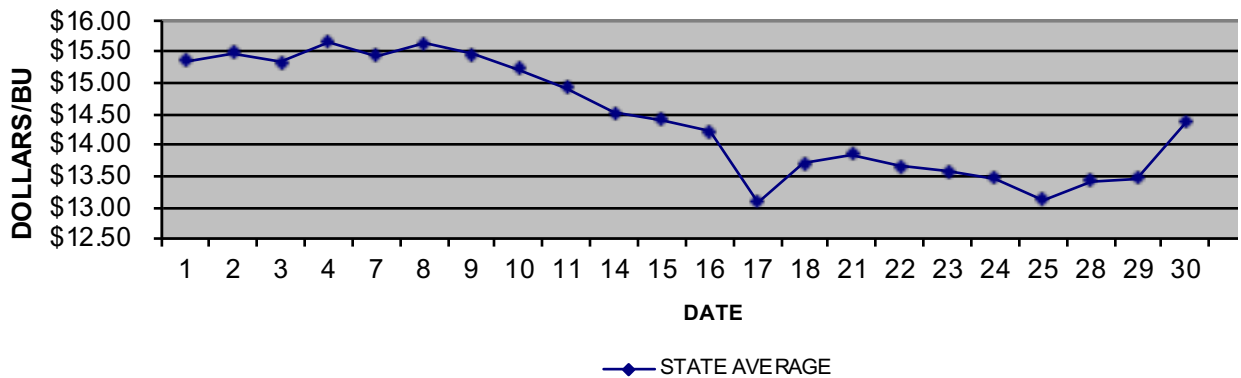


Source: Iowa Department of Agriculture and Land Stewardship

JUNE 2021 SOYBEANS CBOT- (JUL)



IOWA - STATE AVERAGE SOYBEANS - CASH



Source: Iowa Department of Agriculture and Land Stewardship