

IOWA DAILY SOYBEAN BASIS FOR OCTOBER 2021

	NW - I	NC - II	NE - III	SW - IV	SC - V	SE - VI	Basis Average
1	-0.47	-0.58	-0.65	-0.57	-0.62	-0.66	-0.57
2							
3							
4	-0.46	-0.59	-0.65	-0.55	-0.62	-0.65	-0.57
5	-0.48	-0.58	-0.67	-0.56	-0.63	-0.61	-0.57
6	-0.46	-0.58	-0.64	-0.56	-0.62	-0.58	-0.56
7	-0.45	-0.56	-0.62	-0.55	-0.62	-0.53	-0.55
8	-0.45	-0.57	-0.56	-0.56	-0.62	-0.53	-0.54
9							
10							
11	-0.46	-0.55	-0.53	-0.58	-0.62	-0.48	-0.53
12	-0.46	-0.55	-0.50	-0.57	-0.62	-0.45	-0.52
13	-0.46	-0.55	-0.48	-0.59	-0.58	-0.46	-0.52
14	-0.46	-0.54	-0.49	-0.64	-0.57	-0.46	-0.53
15	-0.47	-0.54	-0.51	-0.59	-0.57	-0.43	-0.51
16							
17							
18	-0.47	-0.55	-0.53	-0.61	-0.57	-0.47	-0.53
19	-0.46	-0.54	-0.53	-0.61	-0.57	-0.49	-0.53
20	-0.47	-0.55	-0.57	-0.61	-0.59	-0.54	-0.54
21	-0.46	-0.53	-0.65	-0.59	-0.57	-0.62	-0.55
22	-0.45	-0.52	-0.64	-0.59	-0.56	-0.62	-0.55
23							
24							
25	-0.44	-0.53	-0.60	-0.57	-0.54	-0.59	-0.54
26	-0.44	-0.54	-0.47	-0.57	-0.50	-0.57	-0.50
27	-0.45	-0.56	-0.46	-0.57	-0.46	-0.52	-0.51
28	-0.44	-0.51	-0.55	-0.52	-0.43	-0.49	-0.49
29	-0.46	-0.48	-0.60	-0.49	-0.39	-0.46	-0.47
30							
Mo Avg	-0.46	-0.55	-0.57	-0.57	-0.56	-0.53	-0.53

Basis determined by using (NOV) contract.

Prepared by Iowa Department of Agriculture and Land Stewardship
Agricultural Marketing Bureau, Des Moines, Iowa

IOWA STATE AVERAGE CORN PRICES FOR OCTOBER 2021

	NW - I	NC - II	NE - III	SW - IV	SC - V	SE - VI	State Average
1	5.2300	5.1800	5.2100	5.1200	5.1300	5.1400	5.1793
2							
3							
4	5.2100	5.1800	5.1900	5.1500	5.1200	5.1300	5.1735
5	5.1900	5.1400	5.1400	5.1100	5.0900	5.0900	5.1367
6	5.1300	5.0900	5.0800	5.0600	5.0400	5.0300	5.0817
7	5.1400	5.1100	5.1000	5.0700	5.0500	5.0400	5.0963
8	5.1100	5.0700	5.0500	5.0300	5.0100	5.0200	5.0590
9							
10							
11	5.1300	5.1100	5.0800	5.0500	5.0400	5.0400	5.0874
12	5.0300	5.0000	5.0000	4.9500	4.9300	4.9300	4.9860
13	4.9300	4.8900	4.8700	4.8400	4.8100	4.8000	4.8714
14	4.9700	4.9400	4.9400	4.8800	4.8800	4.8900	4.9279
15	5.0800	5.0400	5.0200	4.9800	4.9700	4.9800	5.0245
16							
17							
18	5.1600	5.1200	5.0900	5.0500	5.0500	5.0800	5.1038
19	5.1400	5.0900	5.0800	5.0200	5.0300	5.0700	5.0826
20	5.2400	5.1800	5.1700	5.1100	5.1200	5.1400	5.1723
21	5.1700	5.1100	5.0900	5.0100	5.0500	5.0700	5.0968
22	5.2400	5.1800	5.1500	5.0700	5.1100	5.1300	5.1617
23							
24							
25	5.2400	5.1800	5.1600	5.0600	5.1000	5.1400	5.1626
26	5.2900	5.2400	5.2200	5.1200	5.1600	5.2000	5.2205
27	5.4500	5.3900	5.3450	5.2700	5.3000	5.3300	5.3651
28	5.5000	5.4400	5.4000	5.3200	5.3600	5.3900	5.4179
29	5.5600	5.5000	5.4600	5.3800	5.4100	5.4500	5.4771
30							
Mo Avg	5.1971	5.1514	5.1355	5.0786	5.0838	5.0995	5.1373

IOWA STATE AVERAGE BEAN PRICES FOR OCTOBER 2021

	NW - I	NC - II	NE - III	SW - IV	SC - V	SE - VI	State Average
1	12.0000	11.8900	11.8200	11.9000	11.8500	11.8100	11.8926
2							
3							
4	11.9000	11.7700	11.7100	11.8100	11.7400	11.7100	11.7865
5	12.0300	11.9300	11.8400	11.9500	11.8800	11.9000	11.9348
6	11.9600	11.8400	11.7800	11.8600	11.8000	11.8400	11.8580
7	12.0200	11.9100	11.8500	11.9200	11.8500	11.9400	11.9261
8	11.9800	11.8600	11.8700	11.8700	11.8100	11.9000	11.8896
9							
10							
11	11.8200	11.7300	11.7500	11.7000	11.6600	11.8000	11.7499
12	11.5200	11.4300	11.4800	11.4100	11.3600	11.5300	11.4592
13	11.4900	11.4000	11.4700	11.3600	11.3700	11.4900	11.4315
14	11.6000	11.5200	11.5700	11.4200	11.4900	11.6000	11.5364
15	11.7100	11.6400	11.6700	11.5900	11.6100	11.7500	11.6631
16							
17							
18	11.7500	11.6700	11.6900	11.6100	11.6500	11.7500	11.6896
19	11.8200	11.7400	11.7500	11.6700	11.7100	11.7900	11.7519
20	11.9900	11.9100	11.8900	11.8500	11.8700	11.9200	11.9134
21	11.7800	11.7100	11.5900	11.6500	11.6700	11.6200	11.6854
22	11.7500	11.6800	11.5600	11.6100	11.6400	11.5800	11.6526
23							
24							
25	11.9300	11.8400	11.7700	11.8000	11.8300	11.7800	11.8363
26	11.9400	11.8400	11.9100	11.8100	11.8800	11.8100	11.8669
27	11.9400	11.8300	11.9300	11.8200	11.9300	11.8700	11.8814
28	11.9000	11.8300	11.7900	11.8200	11.9100	11.8500	11.8499
29	11.9100	11.8900	11.7700	11.8800	11.9800	11.9100	11.8896
30							
Mo Avg	11.8448	11.7552	11.7362	11.7290	11.7376	11.7690	11.7688

IOWA DAILY CORN BASIS FOR OCTOBER 2021

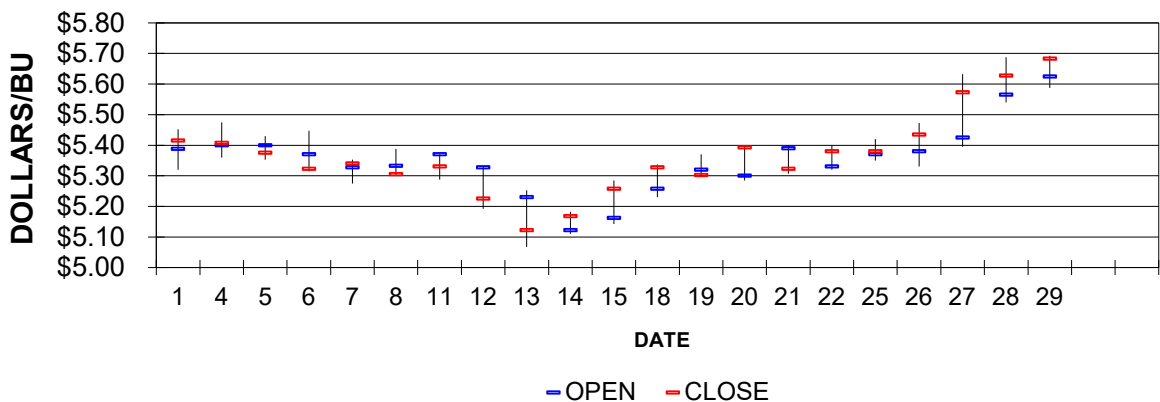
	NW - I	NC - II	NE - III	SW - IV	SC - V	SE - VI	Basis Average
1	-0.19	-0.24	-0.21	-0.30	-0.29	-0.28	-0.24
2							0.00
3							0.00
4	-0.20	-0.23	-0.22	-0.26	-0.29	-0.28	-0.23
5	-0.19	-0.24	-0.24	-0.27	-0.29	-0.29	-0.24
6	-0.19	-0.23	-0.24	-0.26	-0.28	-0.29	-0.24
7	-0.20	-0.23	-0.24	-0.27	-0.29	-0.30	-0.24
8	-0.19	-0.23	-0.26	-0.27	-0.30	-0.29	-0.25
9							0.00
10							0.00
11	-0.20	-0.22	-0.25	-0.28	-0.29	-0.29	-0.24
12	-0.19	-0.23	-0.23	-0.27	-0.30	-0.30	-0.24
13	-0.19	-0.23	-0.25	-0.28	-0.31	-0.32	-0.25
14	-0.20	-0.23	-0.23	-0.29	-0.29	-0.28	-0.24
15	-0.18	-0.22	-0.24	-0.28	-0.29	-0.28	-0.23
16							0.00
17							0.00
18	-0.17	-0.21	-0.24	-0.28	-0.28	-0.25	-0.22
19	-0.16	-0.21	-0.22	-0.28	-0.27	-0.23	-0.23
20	-0.15	-0.21	-0.22	-0.28	-0.27	-0.25	-0.22
21	-0.15	-0.21	-0.23	-0.31	-0.27	-0.25	-0.23
22	-0.14	-0.20	-0.23	-0.31	-0.27	-0.25	-0.22
23							0.00
24							0.00
25	-0.14	-0.20	-0.22	-0.32	-0.28	-0.24	-0.22
26	-0.15	-0.19	-0.22	-0.32	-0.27	-0.23	-0.21
27	-0.12	-0.18	-0.23	-0.30	-0.27	-0.24	-0.21
28	-0.13	-0.19	-0.23	-0.31	-0.27	-0.24	-0.21
29	-0.12	-0.18	-0.22	-0.30	-0.27	-0.23	-0.21
30							0.00
Mo Avg	-0.17	-0.21	-0.23	-0.29	-0.28	-0.27	-0.16

Basis determined by using (DEC) contract.

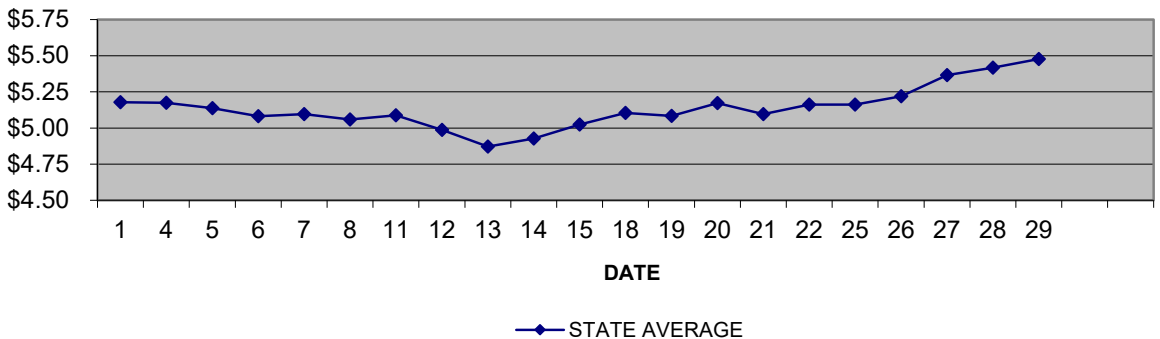
Prepared by Iowa Department of Agriculture and Land Stewardship
Agricultural Marketing Bureau, Des Moines, Iowa

OCTOBER 2021 CORN

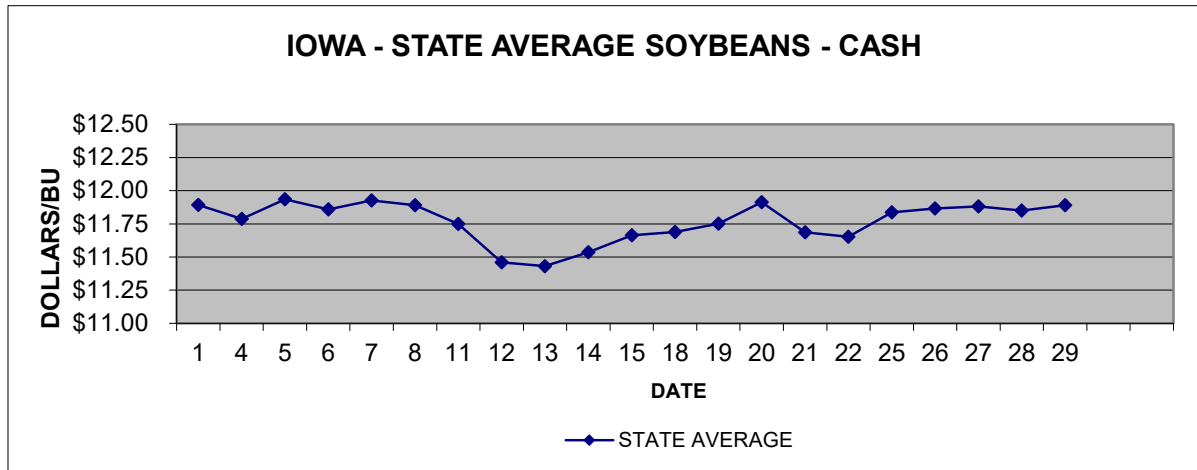
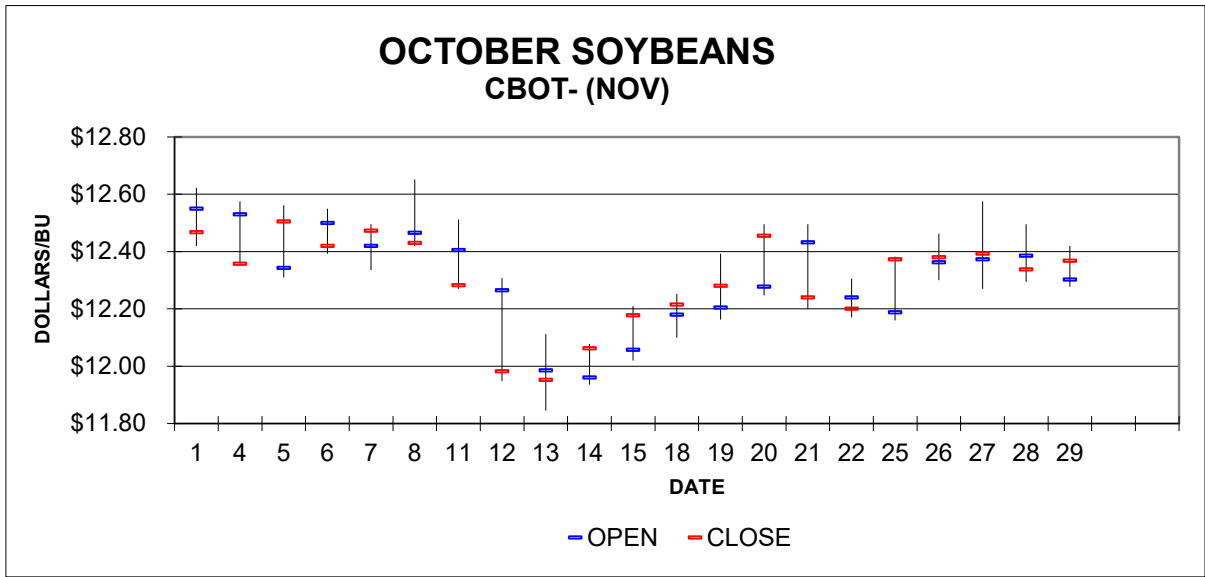
CBOT - (DEC)



IOWA - STATE AVERAGE CORN - CASH



Source: Iowa Department of Agriculture and Land Stewardship



Source: Iowa Department of Agriculture and Land Stewardship