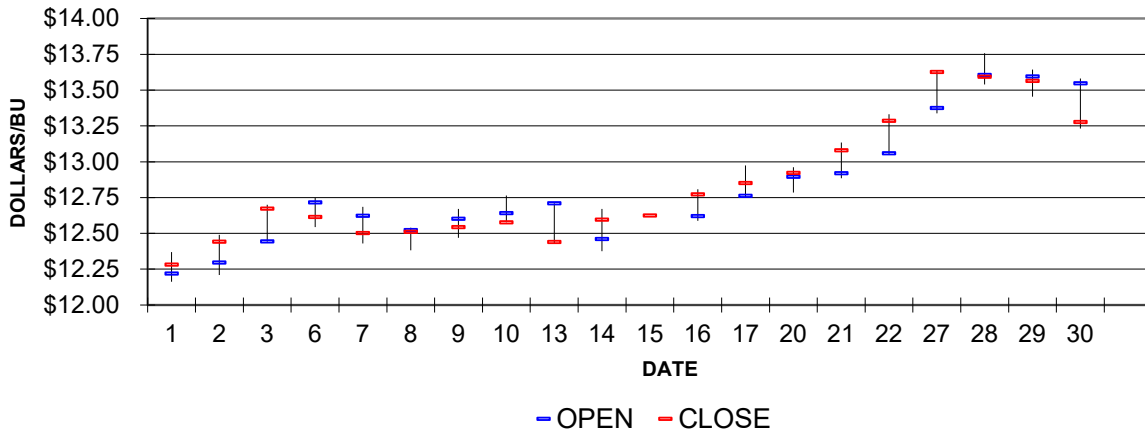
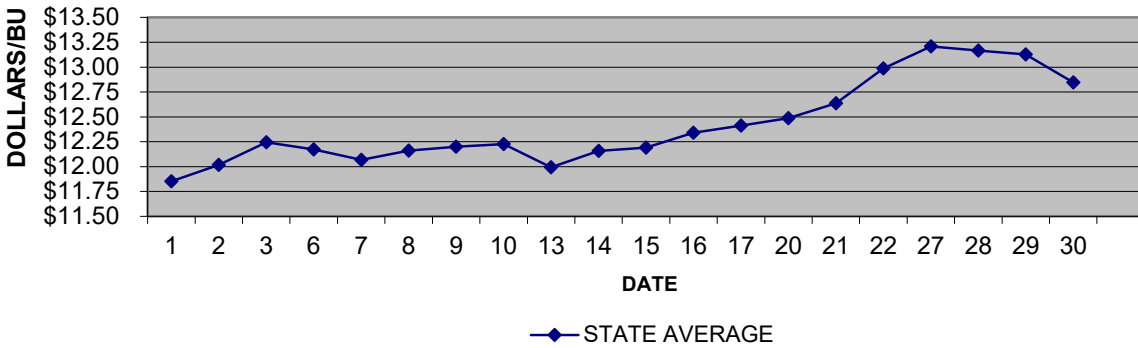


DECEMBER 2021 SOYBEANS CBOT- (JAN)



IOWA - STATE AVERAGE SOYBEANS - CASH



Source: Iowa Department of Agriculture and Land Stewardship

IOWA STATE AVERAGE CORN PRICES FOR DECEMBER 2021

	NW - I	NC - II	NE - III	SW - IV	SC - V	SE - VI	State Average
1	5.6021	5.5965	5.5228	5.3283	5.4907	5.5233	5.5334
2	5.6632	5.6556	5.5706	5.4042	5.5518	5.5695	5.5918
3	5.7400	5.7300	5.6700	5.4800	5.6200	5.6400	5.6703
4							
5							
6	5.7500	5.7200	5.6500	5.4800	5.6700	5.6200	5.6677
7	5.7800	5.7600	5.6800	5.5200	5.6500	5.6500	5.6978
8	5.8000	5.7600	5.6900	5.5400	5.6800	5.6600	5.7099
9	5.8400	5.8100	5.7300	5.5800	5.7300	5.6900	5.7524
10	5.8300	5.8000	5.7200	5.5700	5.7200	5.6900	5.7436
11							
12							
13	5.7700	5.7500	5.6700	5.5200	5.6700	5.6300	5.6903
14	5.8300	5.8000	5.7300	5.5800	5.7200	5.6900	5.7466
15	5.7900	5.7600	5.6800	5.5400	5.6700	5.6500	5.7041
16	5.8500	5.8200	5.7400	5.6000	5.7400	5.7000	5.7637
17	5.8700	5.8500	5.7700	5.6200	5.7600	5.7200	5.7883
18							
19							
20	5.8500	5.8400	5.7500	5.5900	5.7300	5.7000	5.7692
21	5.9300	5.9100	5.8300	5.6800	5.8100	5.7700	5.8464
22	5.9700	5.9500	5.8700	5.7200	5.8500	5.8100	5.8864
23							
24							
25							
26							
27	6.1000	6.0700	5.9600	5.8500	5.9600	5.9400	6.0048
28	5.9900	5.9700	5.8600	5.9900	5.8600	5.8300	5.9322
29	5.9950	5.9700	5.8706	5.7579	5.8707	5.8364	5.9071
30	5.9000	5.8700	5.7800	5.6600	5.7800	5.7400	5.8112
31							
Mo Avg	5.8425	5.8196	5.7372	5.6005	5.7267	5.7030	5.7609

IOWA STATE AVERAGE BEAN PRICES FOR DECEMBER 2021

	NW - I	NC - II	NE - III	SW - IV	SC - V	SE - VI	State Average
1	11.9054	11.8113	11.7847	11.8575	11.8954	11.8675	11.8519
2	12.0611	11.9781	11.9225	12.0375	12.0554	12.0665	12.0181
3	12.2600	12.2100	12.2000	12.2700	12.2900	12.2700	12.2451
4							
5							
6	12.2000	12.1400	12.0800	12.2100	12.2200	12.2100	12.1738
7	12.0900	12.0500	11.9500	12.1000	12.1100	12.1000	12.0665
8	12.1900	12.1300	12.0500	12.2100	12.2100	12.1900	12.1614
9	12.2400	12.1700	12.0900	12.2400	12.2500	12.2200	12.2008
10	12.2700	12.2100	12.1100	12.2800	12.2800	12.1900	12.2259
11							
12							
13	12.0300	11.9700	11.8700	12.0700	12.0500	11.9700	11.9941
14	12.1900	12.1400	12.0300	12.2300	12.2000	12.1500	12.1583
15	12.2200	12.1700	12.0800	12.2600	12.2500	12.1600	12.1903
16	12.3700	12.3100	12.2400	12.4100	12.4000	12.3100	12.3390
17	12.4500	12.3900	12.2800	12.4900	12.4800	12.3800	12.4126
18							
19							
20	12.5200	12.4600	12.3500	12.5700	12.5500	12.4700	12.4867
21	12.6600	12.6100	12.5100	12.7300	12.7100	12.6100	12.6370
22	12.8700	12.8200	12.7200	13.3200	13.2400	13.2000	12.9872
23							
24							
25							
26							
27	13.2100	13.1800	13.1100	13.3200	13.2400	13.2000	13.2078
28	13.1800	13.1400	13.0300	13.3000	13.2200	13.1300	13.1662
29	13.1500	13.0838	12.9889	13.2857	13.1854	13.0793	13.1270
30	12.8700	12.7900	12.7000	13.0100	12.9200	12.8200	12.8471
31							
Mo Avg	12.4468	12.3882	12.3048	12.5100	12.4878	12.4297	12.4248

IOWA DAILY CORN BASIS FOR DECEMBER 2021

	NW - I	NC - II	NE - III	SW - IV	SC - V	SE - VI	Basis Average
1	-0.11	-0.12	-0.19	-0.39	-0.22	-0.19	-0.18
2	-0.11	-0.11	-0.20	-0.37	-0.22	-0.20	-0.18
3	-0.10	-0.11	-0.17	-0.36	-0.22	-0.20	-0.17
4							
5							
6	-0.09	-0.12	-0.19	-0.36	-0.17	-0.22	-0.17
7	-0.08	-0.10	-0.18	-0.34	-0.21	-0.21	-0.16
8	-0.07	-0.11	-0.18	-0.33	-0.19	-0.21	-0.16
9	-0.08	-0.11	-0.19	-0.34	-0.19	-0.23	-0.17
10	-0.07	-0.10	-0.18	-0.33	-0.18	-0.21	-0.16
11							
12							
13	-0.08	-0.10	-0.18	-0.33	-0.18	-0.22	-0.16
14	-0.07	-0.10	-0.17	-0.32	-0.18	-0.21	-0.16
15	-0.07	-0.10	-0.18	-0.32	-0.19	-0.21	-0.15
16	-0.06	-0.09	-0.17	-0.31	-0.17	-0.21	-0.15
17	-0.06	-0.08	-0.16	-0.31	-0.17	-0.21	-0.14
18							
19							
20	-0.06	-0.07	-0.16	-0.32	-0.18	-0.21	-0.14
21	-0.05	-0.07	-0.15	-0.30	-0.17	-0.21	-0.14
22	-0.05	-0.07	-0.15	-0.30	-0.17	-0.21	-0.14
23							
24							
25							
26							
27	-0.05	-0.08	-0.19	-0.30	-0.19	-0.21	-0.14
28	-0.06	-0.08	-0.19	-0.06	-0.19	-0.22	-0.12
29	-0.06	-0.09	-0.18	-0.30	-0.18	-0.22	-0.15
30	-0.06	-0.09	-0.18	-0.30	-0.18	-0.22	-0.15
31							
Mo Avg	-0.07	-0.09	-0.18	-0.31	-0.19	-0.21	-0.15

Basis determined by using (MAR) contract.

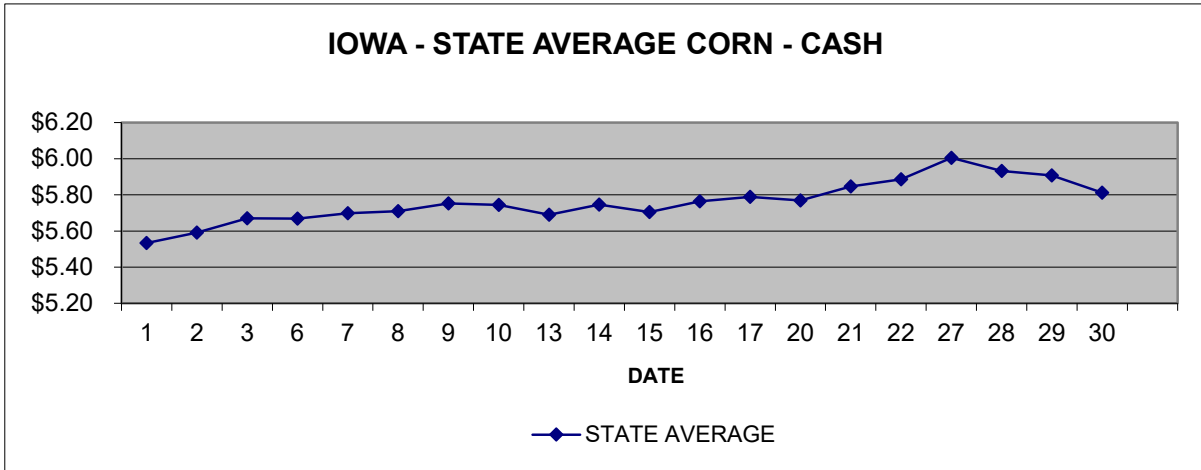
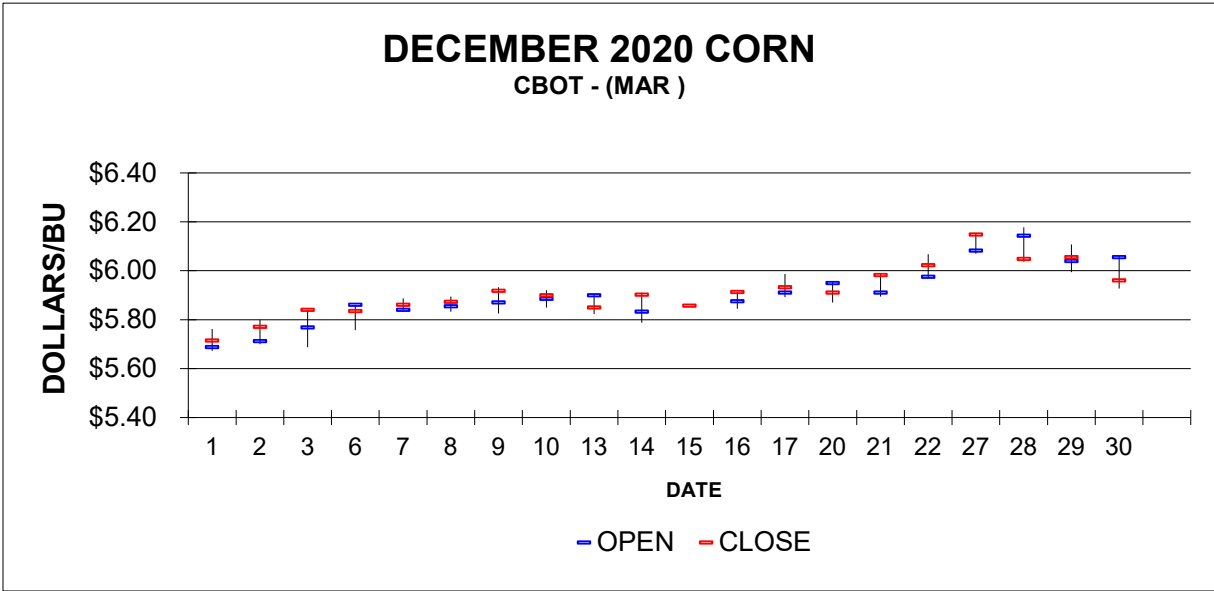
Prepared by Iowa Department of Agriculture and Land Stewardship
Agricultural Marketing Bureau, Des Moines, Iowa

IOWA DAILY SOYBEAN BASIS FOR DECEMBER 2021

	NW - I	NC - II	NE - III	SW - IV	SC - V	SE - VI	Basis Average
1	-0.38	-0.47	-0.50	-0.43	-0.39	-0.42	-0.43
2	-0.38	-0.46	-0.52	-0.41	-0.39	-0.38	-0.42
3	-0.41	-0.46	-0.47	-0.40	-0.38	-0.40	-0.43
4							
5							
6	-0.42	-0.48	-0.54	-0.40	-0.40	-0.40	-0.44
7	-0.41	-0.45	-0.55	-0.40	-0.39	-0.40	-0.44
8	-0.32	-0.38	-0.46	-0.30	-0.30	-0.32	-0.45
9	-0.31	-0.38	-0.46	-0.31	-0.30	-0.32	-0.44
10	-0.31	-0.37	-0.47	-0.30	-0.30	-0.39	-0.45
11							
12							
13	-0.41	-0.47	-0.57	-0.37	-0.39	-0.47	-0.45
14	-0.41	-0.46	-0.57	-0.37	-0.40	-0.45	-0.44
15	-0.40	-0.46	-0.55	-0.37	-0.38	-0.47	-0.43
16	-0.40	-0.46	-0.53	-0.36	-0.37	-0.46	-0.43
17	-0.40	-0.46	-0.57	-0.36	-0.37	-0.47	-0.44
18							
19							
20	-0.40	-0.46	-0.57	-0.35	-0.37	-0.45	-0.44
21	-0.42	-0.47	-0.57	-0.35	-0.37	-0.47	-0.44
22	-0.42	-0.47	-0.57	0.04	-0.04	-0.09	-0.30
23							
24							
25							
26							
27	-0.42	-0.45	-0.52	-0.31	-0.39	-0.43	-0.42
28	-0.41	-0.45	-0.56	-0.29	-0.37	-0.46	-0.43
29	-0.41	-0.48	-0.58	-0.28	-0.38	-0.49	-0.44
30	-0.41	-0.49	-0.58	-0.27	-0.36	-0.46	-0.43
31							
Mo Avg	-0.39	-0.45	-0.53	-0.33	-0.35	-0.41	-0.43

Basis determined by using (JAN) contract.

Prepared by Iowa Department of Agriculture and Land Stewardship
Agricultural Marketing Bureau, Des Moines, Iowa



Source: Iowa Department of Agriculture and Land Stewardship