

## IOWA STATE AVERAGE CORN PRICES FOR JANUARY 2021

	NW - I	NC - II	NE - III	SW - IV	SC - V	SE - VI	State Average
<b>1</b>							
<b>2</b>							
<b>3</b>							
<b>4</b>	4.6300	4.6500	4.6200	4.6100	4.6900	4.6300	4.6364
<b>5</b>	4.7100	4.7300	4.6900	4.7300	4.7600	4.7200	4.7201
<b>6</b>	4.7300	4.7600	4.7100	4.7600	4.7900	4.7400	4.7451
<b>7</b>	4.7200	4.7300	4.6800	4.7500	4.7600	4.7300	4.7242
<b>8</b>	4.7400	4.7600	4.7000	4.7500	4.7800	4.7300	4.7422
<b>9</b>							
<b>10</b>							
<b>11</b>	4.7000	4.7200	4.6700	4.7300	4.7400	4.7000	4.7076
<b>12</b>	4.9200	4.9500	4.9000	4.9300	4.9500	4.9500	4.9324
<b>13</b>	4.9800	4.9900	4.9600	4.9900	5.0000	4.9900	4.9835
<b>14</b>	5.0700	5.0900	5.0600	5.0600	5.0900	5.0700	5.0744
<b>15</b>	5.0400	5.0600	5.0300	5.0300	5.0600	5.0500	5.0456
<b>16</b>							
<b>17</b>							
<b>18</b>							
<b>19</b>	4.9900	5.0000	4.9600	5.0000	5.0000	4.9800	4.9886
<b>20</b>	4.9500	4.9600	4.9200	4.9600	4.9700	4.9400	4.9494
<b>21</b>	4.9800	4.9800	4.9400	4.9700	4.9800	4.9600	4.9694
<b>22</b>	4.7400	4.7500	4.7000	4.7400	4.7500	4.7200	4.7344
<b>23</b>							
<b>24</b>							
<b>25</b>	4.8500	4.8700	4.8100	4.8600	4.8700	4.8300	4.8494
<b>26</b>	5.0800	5.0700	5.0200	5.0600	5.0800	5.0400	5.0594
<b>27</b>	5.0900	5.0900	5.0400	5.0800	5.1000	5.0700	5.0785
<b>28</b>	5.0900	5.1000	5.0500	5.0800	5.1200	5.0900	5.0871
<b>29</b>	5.2200	5.2200	5.1700	5.1900	5.2500	5.2200	5.2099
<b>Mo Avg</b>	4.9068	4.9200	4.8753	4.9095	4.9337	4.9032	4.9072

## IOWA STATE AVERAGE BEAN PRICES FOR JANUARY 2021

	NW - I	NC - II	NE - III	SW - IV	SC - V	SE - VI	State Average
<b>1</b>							
<b>2</b>							
<b>3</b>							
<b>4</b>	12.6000	12.6300	12.6600	12.6200	12.6800	12.7000	12.6399
<b>5</b>	12.9400	12.9800	12.9500	13.0000	13.0200	12.9900	12.9757
<b>6</b>	13.0800	13.1100	13.0900	13.1400	13.1600	13.1500	13.1157
<b>7</b>	13.0200	13.0500	13.0300	13.0700	13.0900	13.1000	13.0544
<b>8</b>	13.2100	13.2400	13.2100	13.2400	13.2900	13.3000	13.2425
<b>9</b>							
<b>10</b>							
<b>11</b>	13.1900	13.2000	13.1900	13.2500	13.2600	13.2800	13.2207
<b>12</b>	13.6400	13.6400	13.6500	13.7000	13.7100	13.7800	13.6759
<b>13</b>	13.5100	13.5200	13.5400	13.5900	13.5900	13.6100	13.5499
<b>14</b>	13.7600	13.7600	13.7600	13.8200	13.8300	13.8600	13.7894
<b>15</b>	13.6200	13.6200	13.6200	13.6900	13.6900	13.7300	13.6522
<b>16</b>							
<b>17</b>							
<b>18</b>							
<b>19</b>	13.3100	13.3200	13.3200	13.3800	13.3900	13.4300	13.3484
<b>20</b>	13.1500	13.1500	13.1500	13.2200	13.2200	13.2500	13.1809
<b>21</b>	13.1600	13.1800	13.1500	13.2100	13.2300	13.2600	13.1919
<b>22</b>	12.5600	12.5800	12.6100	12.6100	12.6100	12.6400	12.5948
<b>23</b>							
<b>24</b>							
<b>25</b>	12.9000	12.9100	12.8800	12.9600	12.9600	12.9500	12.9219
<b>26</b>	13.1700	13.1800	13.1500	13.2300	13.2300	13.2200	13.1919
<b>27</b>	13.2200	13.2400	13.2000	13.2700	13.2700	13.2800	13.2433
<b>28</b>	13.0000	13.0100	13.0000	13.0700	13.0700	13.0800	13.0309
<b>29</b>	13.1700	13.1800	13.1700	13.2000	13.2400	13.2500	13.1949
<b>Mo Avg</b>	13.1689	13.1842	13.1753	13.2247	13.2389	13.2558	13.2008

## IOWA DAILY CORN BASIS FOR JANUARY 2021

	NW - I	NC - II	NE - III	SW - IV	SC - V	SE - VI	Basis Average
<b>1</b>							
<b>2</b>							
<b>3</b>							
<b>4</b>	-0.21	-0.19	-0.22	-0.23	-0.15	-0.21	-0.20
<b>5</b>	-0.21	-0.19	-0.23	-0.19	-0.16	-0.20	-0.20
<b>6</b>	-0.22	-0.19	-0.24	-0.19	-0.16	-0.21	-0.20
<b>7</b>	-0.22	-0.21	-0.26	-0.19	-0.18	-0.21	-0.22
<b>8</b>	-0.22	-0.20	-0.26	-0.21	-0.18	-0.23	-0.22
<b>9</b>							
<b>10</b>							
<b>11</b>	-0.22	-0.20	-0.25	-0.19	-0.18	-0.22	-0.21
<b>12</b>	-0.25	-0.22	-0.27	-0.24	-0.22	-0.22	-0.24
<b>13</b>	-0.27	-0.26	-0.29	-0.26	-0.25	-0.26	-0.26
<b>14</b>	-0.27	-0.25	-0.28	-0.28	-0.25	-0.27	-0.27
<b>15</b>	-0.28	-0.26	-0.29	-0.29	-0.26	-0.27	-0.27
<b>16</b>							
<b>17</b>							
<b>18</b>							
<b>19</b>	-0.27	-0.26	-0.30	-0.26	-0.26	-0.28	-0.27
<b>20</b>	-0.27	-0.26	-0.30	-0.26	-0.25	-0.28	-0.27
<b>21</b>	-0.26	-0.26	-0.30	-0.27	-0.26	-0.28	-0.27
<b>22</b>	-0.27	-0.26	-0.31	-0.27	-0.26	-0.29	-0.27
<b>23</b>							
<b>24</b>							
<b>25</b>	-0.27	-0.25	-0.31	-0.26	-0.25	-0.29	-0.27
<b>26</b>	-0.24	-0.25	-0.30	-0.26	-0.24	-0.28	-0.26
<b>27</b>	-0.25	-0.25	-0.30	-0.26	-0.24	-0.27	-0.26
<b>28</b>	-0.26	-0.25	-0.30	-0.27	-0.23	-0.26	-0.26
<b>29</b>	-0.25	-0.25	-0.30	-0.28	-0.22	-0.25	-0.26
<b>Mo Avg</b>	-0.25	-0.23	-0.28	-0.24	-0.22	-0.25	-0.25

Basis determined by using (MAR contract).

Prepared by Iowa Department of Agriculture and Land Stewardship  
Agricultural Marketing Bureau, Des Moines, Iowa

## IOWA DAILY SOYBEAN BASIS FOR JANUARY 2021

	NW - I	NC - II	NE - III	SW - IV	SC - V	SE - VI	Basis Average
<b>1</b>							
<b>2</b>							
<b>3</b>							
<b>4</b>	-0.53	-0.50	-0.47	-0.51	-0.45	-0.43	-0.49
<b>5</b>	-0.19	-0.15	-0.18	-0.13	-0.11	-0.14	-0.49
<b>6</b>	-0.54	-0.51	-0.53	-0.48	-0.46	-0.47	-0.50
<b>7</b>	-0.53	-0.50	-0.52	-0.48	-0.46	-0.45	-0.50
<b>8</b>	-0.54	-0.51	-0.54	-0.51	-0.46	-0.45	-0.51
<b>9</b>							
<b>10</b>							
<b>11</b>	-0.54	-0.53	-0.54	-0.48	-0.47	-0.45	-0.50
<b>12</b>	-0.54	-0.54	-0.53	-0.48	-0.47	-0.40	-0.51
<b>13</b>	-0.55	-0.54	-0.52	-0.47	-0.47	-0.45	-0.51
<b>14</b>	-0.55	-0.55	-0.55	-0.48	-0.48	-0.45	-0.52
<b>15</b>	-0.55	-0.55	-0.55	-0.48	-0.48	-0.44	-0.52
<b>16</b>							
<b>17</b>							
<b>18</b>							
<b>19</b>	-0.55	-0.54	-0.54	-0.48	-0.47	-0.43	-0.51
<b>20</b>	-0.55	-0.55	-0.55	-0.48	-0.48	-0.45	-0.51
<b>21</b>	-0.54	-0.52	-0.55	-0.49	-0.47	-0.44	-0.51
<b>22</b>	-0.56	-0.54	-0.51	-0.51	-0.51	-0.48	-0.52
<b>23</b>							
<b>24</b>							
<b>25</b>	-0.54	-0.53	-0.56	-0.48	-0.48	-0.49	-0.51
<b>26</b>	-0.53	-0.52	-0.55	-0.47	-0.47	-0.48	-0.51
<b>27</b>	-0.53	-0.51	-0.55	-0.48	-0.48	-0.47	-0.50
<b>28</b>	-0.53	-0.52	-0.53	-0.46	-0.46	-0.45	-0.50
<b>29</b>	-0.53	-0.52	-0.53	-0.50	-0.46	-0.45	-0.51
<b>Mo Avg</b>	-0.52	-0.51	-0.51	-0.47	-0.45	-0.43	-0.51

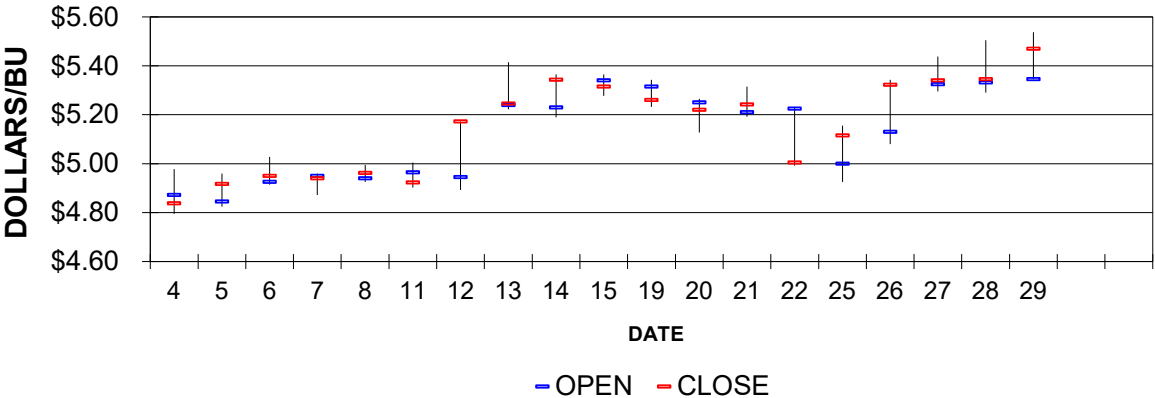
Basis determined by using (MONTH) contract.

Prepared by Iowa Department of Agriculture and Land Stewardship

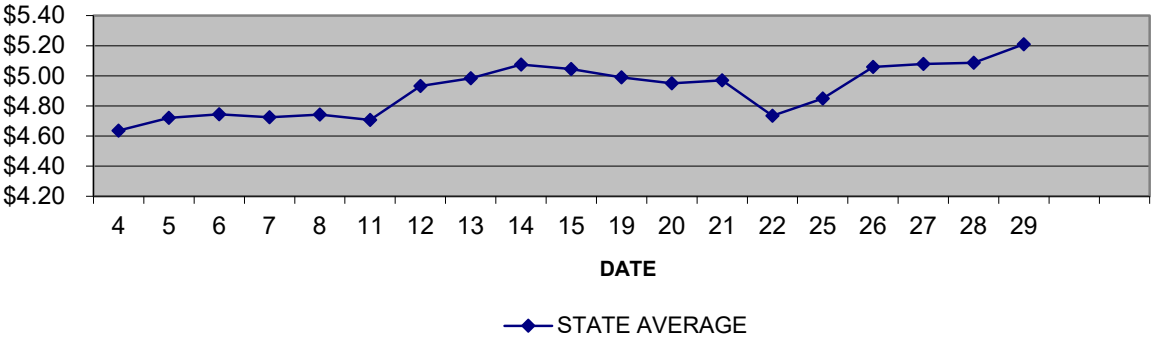
Agricultural Marketing Bureau, Des Moines, Iowa

# JANUARY 2021 CORN

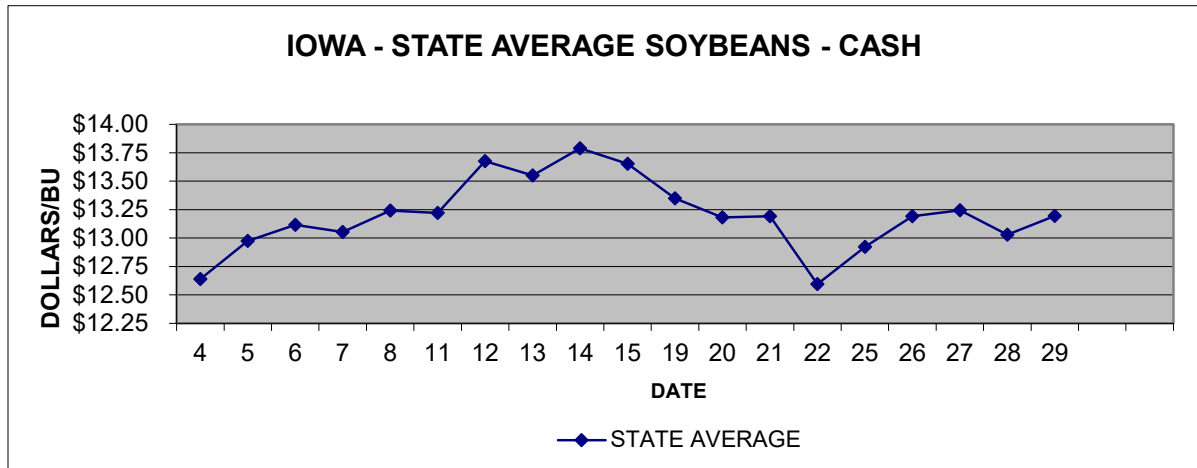
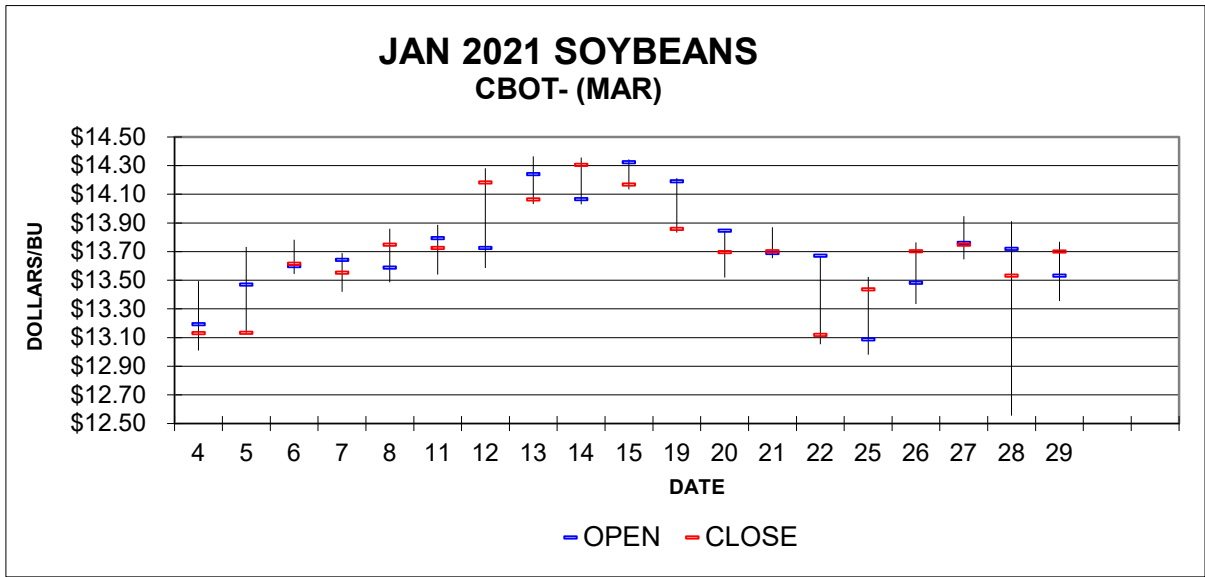
CBOT - (MAR)



# IOWA - STATE AVERAGE CORN - CASH



Source: Iowa Department of Agriculture and Land Stewardship



Source: Iowa Department of Agriculture and Land Stewardship