

## IOWA STATE AVERAGE CORN PRICES FOR JANUARY 2021

	NW - I	NC - II	NE - III	SW - IV	SC - V	SE - VI	State Average
<b>1</b>							
<b>2</b>							
<b>3</b>							
<b>4</b>	4.6300	4.6500	4.6200	4.6100	4.6900	4.6300	4.6364
<b>5</b>	4.7100	4.7300	4.6900	4.7300	4.7600	4.7200	4.7201
<b>6</b>	4.7300	4.7600	4.7100	4.7600	4.7900	4.7400	4.7451
<b>7</b>	4.7200	4.7300	4.6800	4.7500	4.7600	4.7300	4.7242
<b>8</b>	4.7400	4.7600	4.7000	4.7500	4.7800	4.7300	4.7422
<b>9</b>							
<b>10</b>							
<b>11</b>	4.7000	4.7200	4.6700	4.7300	4.7400	4.7000	4.7076
<b>12</b>	4.9200	4.9500	4.9000	4.9300	4.9500	4.9500	4.9324
<b>13</b>	4.9800	4.9900	4.9600	4.9900	5.0000	4.9900	4.9835
<b>14</b>	5.0700	5.0900	5.0600	5.0600	5.0900	5.0700	5.0744
<b>15</b>	5.0400	5.0600	5.0300	5.0300	5.0600	5.0500	5.0456
<b>16</b>							
<b>17</b>							
<b>18</b>							
<b>19</b>	4.9900	5.0000	4.9600	5.0000	5.0000	4.9800	4.9886
<b>20</b>	4.9500	4.9600	4.9200	4.9600	4.9700	4.9400	4.9494
<b>21</b>	4.9800	4.9800	4.9400	4.9700	4.9800	4.9600	4.9694
<b>22</b>	4.7400	4.7500	4.7000	4.7400	4.7500	4.7200	4.7344
<b>23</b>							
<b>24</b>							
<b>25</b>	4.8500	4.8700	4.8100	4.8600	4.8700	4.8300	4.8494
<b>26</b>	5.0800	5.0700	5.0200	5.0600	5.0800	5.0400	5.0594
<b>27</b>	5.0900	5.0900	5.0400	5.0800	5.1000	5.0700	5.0785
<b>28</b>	5.0900	5.1000	5.0500	5.0800	5.1200	5.0900	5.0871
<b>29</b>	5.2200	5.2200	5.1700	5.1900	5.2500	5.2200	5.2099
<b>Mo Avg</b>	4.9068	4.9200	4.8753	4.9095	4.9337	4.9032	4.9072

## IOWA STATE AVERAGE BEAN PRICES FOR JANUARY 2021

	NW - I	NC - II	NE - III	SW - IV	SC - V	SE - VI	State Average
<b>1</b>							
<b>2</b>							
<b>3</b>							
<b>4</b>	12.6000	12.6300	12.6600	12.6200	12.6800	12.7000	12.6399
<b>5</b>	12.9400	12.9800	12.9500	13.0000	13.0200	12.9900	12.9757
<b>6</b>	13.0800	13.1100	13.0900	13.1400	13.1600	13.1500	13.1157
<b>7</b>	13.0200	13.0500	13.0300	13.0700	13.0900	13.1000	13.0544
<b>8</b>	13.2100	13.2400	13.2100	13.2400	13.2900	13.3000	13.2425
<b>9</b>							
<b>10</b>							
<b>11</b>	13.1900	13.2000	13.1900	13.2500	13.2600	13.2800	13.2207
<b>12</b>	13.6400	13.6400	13.6500	13.7000	13.7100	13.7800	13.6759
<b>13</b>	13.5100	13.5200	13.5400	13.5900	13.5900	13.6100	13.5499
<b>14</b>	13.7600	13.7600	13.7600	13.8200	13.8300	13.8600	13.7894
<b>15</b>	13.6200	13.6200	13.6200	13.6900	13.6900	13.7300	13.6522
<b>16</b>							
<b>17</b>							
<b>18</b>							
<b>19</b>	13.3100	13.3200	13.3200	13.3800	13.3900	13.4300	13.3484
<b>20</b>	13.1500	13.1500	13.1500	13.2200	13.2200	13.2500	13.1809
<b>21</b>	13.1600	13.1800	13.1500	13.2100	13.2300	13.2600	13.1919
<b>22</b>	12.5600	12.5800	12.6100	12.6100	12.6100	12.6400	12.5948
<b>23</b>							
<b>24</b>							
<b>25</b>	12.9000	12.9100	12.8800	12.9600	12.9600	12.9500	12.9219
<b>26</b>	13.1700	13.1800	13.1500	13.2300	13.2300	13.2200	13.1919
<b>27</b>	13.2200	13.2400	13.2000	13.2700	13.2700	13.2800	13.2433
<b>28</b>	13.0000	13.0100	13.0000	13.0700	13.0700	13.0800	13.0309
<b>29</b>	13.1700	13.1800	13.1700	13.2000	13.2400	13.2500	13.1949
<b>Mo Avg</b>	13.1689	13.1842	13.1753	13.2247	13.2389	13.2558	13.2008

## IOWA DAILY CORN BASIS FOR JANUARY 2021

	NW - I	NC - II	NE - III	SW - IV	SC - V	SE - VI	Basis Average
<b>1</b>							
<b>2</b>							
<b>3</b>							
<b>4</b>	-0.21	-0.19	-0.22	-0.23	-0.15	-0.21	-0.20
<b>5</b>	-0.21	-0.19	-0.23	-0.19	-0.16	-0.20	-0.20
<b>6</b>	-0.22	-0.19	-0.24	-0.19	-0.16	-0.21	-0.20
<b>7</b>	-0.22	-0.21	-0.26	-0.19	-0.18	-0.21	-0.22
<b>8</b>	-0.22	-0.20	-0.26	-0.21	-0.18	-0.23	-0.22
<b>9</b>							
<b>10</b>							
<b>11</b>	-0.22	-0.20	-0.25	-0.19	-0.18	-0.22	-0.21
<b>12</b>	-0.25	-0.22	-0.27	-0.24	-0.22	-0.22	-0.24
<b>13</b>	-0.27	-0.26	-0.29	-0.26	-0.25	-0.26	-0.26
<b>14</b>	-0.27	-0.25	-0.28	-0.28	-0.25	-0.27	-0.27
<b>15</b>	-0.28	-0.26	-0.29	-0.29	-0.26	-0.27	-0.27
<b>16</b>							
<b>17</b>							
<b>18</b>							
<b>19</b>	-0.27	-0.26	-0.30	-0.26	-0.26	-0.28	-0.27
<b>20</b>	-0.27	-0.26	-0.30	-0.26	-0.25	-0.28	-0.27
<b>21</b>	-0.26	-0.26	-0.30	-0.27	-0.26	-0.28	-0.27
<b>22</b>	-0.27	-0.26	-0.31	-0.27	-0.26	-0.29	-0.27
<b>23</b>							
<b>24</b>							
<b>25</b>	-0.27	-0.25	-0.31	-0.26	-0.25	-0.29	-0.27
<b>26</b>	-0.24	-0.25	-0.30	-0.26	-0.24	-0.28	-0.26
<b>27</b>	-0.25	-0.25	-0.30	-0.26	-0.24	-0.27	-0.26
<b>28</b>	-0.26	-0.25	-0.30	-0.27	-0.23	-0.26	-0.26
<b>29</b>	-0.25	-0.25	-0.30	-0.28	-0.22	-0.25	-0.26
<b>Mo Avg</b>	-0.25	-0.23	-0.28	-0.24	-0.22	-0.25	-0.25

Basis determined by using (MAR contract).

Prepared by Iowa Department of Agriculture and Land Stewardship  
Agricultural Marketing Bureau, Des Moines, Iowa

## IOWA DAILY SOYBEAN BASIS FOR JANUARY 2021

	NW - I	NC - II	NE - III	SW - IV	SC - V	SE - VI	Basis Average
<b>1</b>							
<b>2</b>							
<b>3</b>							
<b>4</b>	-0.53	-0.50	-0.47	-0.51	-0.45	-0.43	-0.49
<b>5</b>	-0.19	-0.15	-0.18	-0.13	-0.11	-0.14	-0.49
<b>6</b>	-0.54	-0.51	-0.53	-0.48	-0.46	-0.47	-0.50
<b>7</b>	-0.53	-0.50	-0.52	-0.48	-0.46	-0.45	-0.50
<b>8</b>	-0.54	-0.51	-0.54	-0.51	-0.46	-0.45	-0.51
<b>9</b>							
<b>10</b>							
<b>11</b>	-0.54	-0.53	-0.54	-0.48	-0.47	-0.45	-0.50
<b>12</b>	-0.54	-0.54	-0.53	-0.48	-0.47	-0.40	-0.51
<b>13</b>	-0.55	-0.54	-0.52	-0.47	-0.47	-0.45	-0.51
<b>14</b>	-0.55	-0.55	-0.55	-0.48	-0.48	-0.45	-0.52
<b>15</b>	-0.55	-0.55	-0.55	-0.48	-0.48	-0.44	-0.52
<b>16</b>							
<b>17</b>							
<b>18</b>							
<b>19</b>	-0.55	-0.54	-0.54	-0.48	-0.47	-0.43	-0.51
<b>20</b>	-0.55	-0.55	-0.55	-0.48	-0.48	-0.45	-0.51
<b>21</b>	-0.54	-0.52	-0.55	-0.49	-0.47	-0.44	-0.51
<b>22</b>	-0.56	-0.54	-0.51	-0.51	-0.51	-0.48	-0.52
<b>23</b>							
<b>24</b>							
<b>25</b>	-0.54	-0.53	-0.56	-0.48	-0.48	-0.49	-0.51
<b>26</b>	-0.53	-0.52	-0.55	-0.47	-0.47	-0.48	-0.51
<b>27</b>	-0.53	-0.51	-0.55	-0.48	-0.48	-0.47	-0.50
<b>28</b>	-0.53	-0.52	-0.53	-0.46	-0.46	-0.45	-0.50
<b>29</b>	-0.53	-0.52	-0.53	-0.50	-0.46	-0.45	-0.51
<b>Mo Avg</b>	-0.52	-0.51	-0.51	-0.47	-0.45	-0.43	-0.51

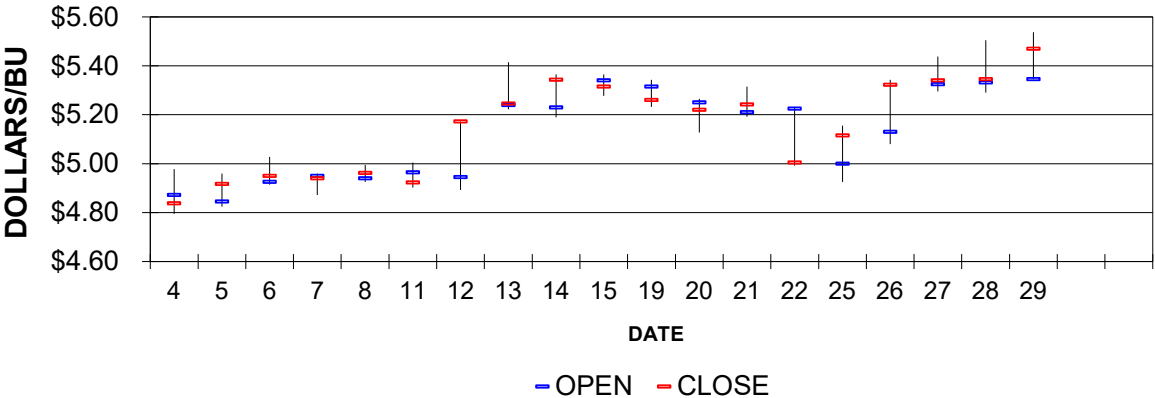
Basis determined by using (MONTH) contract.

Prepared by Iowa Department of Agriculture and Land Stewardship

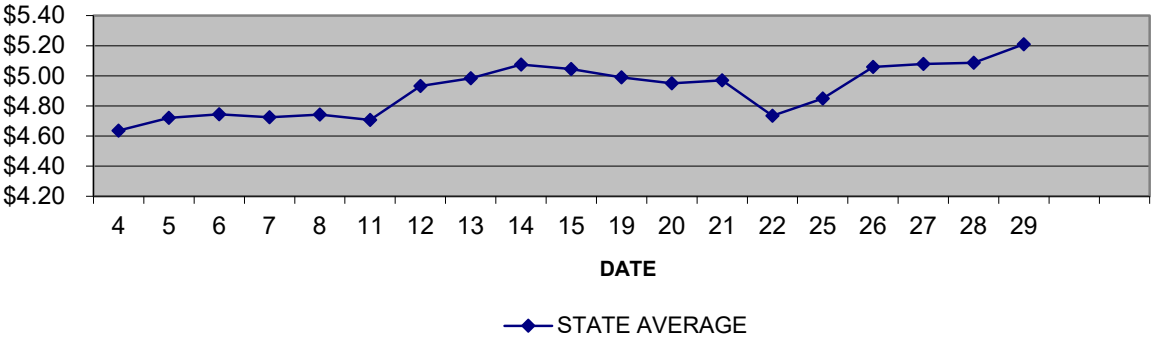
Agricultural Marketing Bureau, Des Moines, Iowa

### JANUARY 2021 CORN

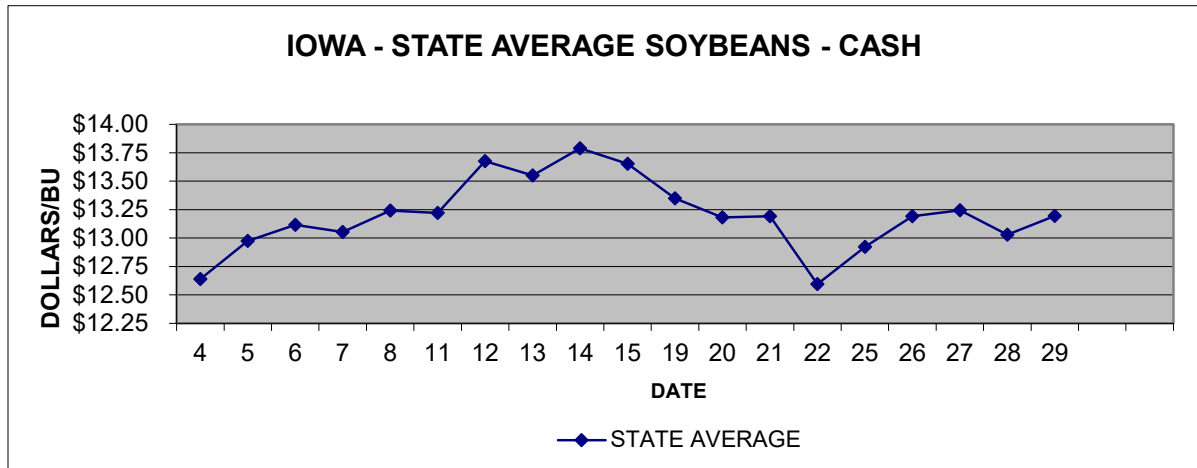
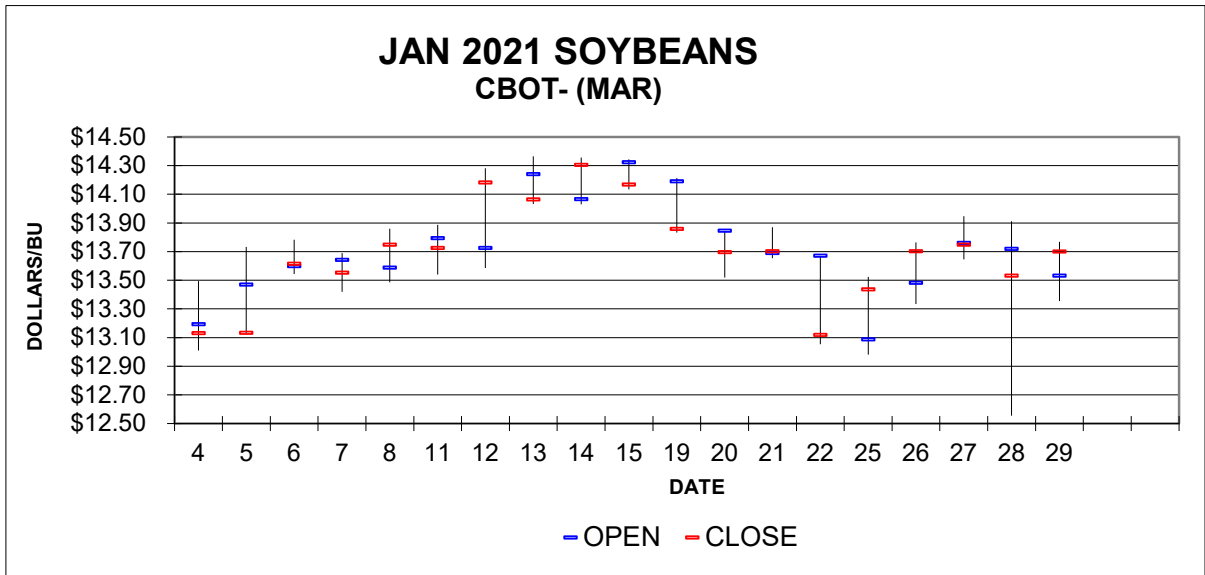
CBOT - (MAR)



### IOWA - STATE AVERAGE CORN - CASH



Source: Iowa Department of Agriculture and Land Stewardship



Source: Iowa Department of Agriculture and Land Stewardship

## IOWA STATE AVERAGE BEAN PRICES FOR FEBRUARY 2021

	<b>NW - I</b>	<b>NC - II</b>	<b>NE - III</b>	<b>SW - IV</b>	<b>SC - V</b>	<b>SE - VI</b>	<b>State Average</b>
<b>1</b>	13.1200	13.1300	13.1300	13.1600	13.1900	13.2000	13.1477
<b>2</b>	13.0200	13.0300	13.0300	13.1000	13.1200	13.0700	13.0529
<b>3</b>	13.2000	13.2000	13.2000	13.2400	13.2900	13.2100	13.2167
<b>4</b>	13.2200	13.2200	13.2000	13.2500	13.3000	13.3100	13.2420
<b>5</b>	13.1600	13.1600	13.1400	13.2100	13.2400	13.1800	13.1759
<b>6</b>							
<b>7</b>							
<b>8</b>	13.3800	13.3900	13.3900	13.4400	13.4600	13.4000	13.4039
<b>9</b>	13.5100	13.5300	13.5200	13.5900	13.5900	13.5800	13.5461
<b>10</b>	13.0500	13.0500	13.0300	13.2600	13.1100	13.1100	13.0933
<b>11</b>	13.2000	13.1900	13.1700	13.2400	13.2700	13.2400	13.2121
<b>12</b>	13.2500	13.2400	13.2200	13.2700	13.3100	13.2800	13.2567
<b>13</b>							
<b>14</b>							
<b>15</b>							
<b>16</b>	13.3800	13.3600	13.3500	13.4000	13.4400	13.3800	13.3802
<b>17</b>	13.3700	13.3500	13.3400	13.4000	13.4300	13.3700	13.3717
<b>18</b>	13.2800	13.2600	13.2600	13.3400	13.3600	13.2800	13.2896
<b>19</b>	13.3100	13.2900	13.2800	13.3600	13.3800	13.3100	13.3157
<b>20</b>							
<b>21</b>							
<b>22</b>	13.3700	13.3600	13.3400	13.4300	13.4700	13.3700	13.3830
<b>23</b>	13.5900	13.5900	13.5700	13.7000	13.7000	13.5900	13.6155
<b>24</b>	13.7800	13.7800	13.7500	13.8800	13.8900	13.7800	13.8028
<b>25</b>	13.6300	13.6000	13.5800	13.7100	13.7200	13.6000	13.6333
<b>26</b>	13.6000	13.5800	13.5400	13.6800	13.7000	13.6000	13.6096
<b>27</b>							
<b>28</b>							
<b>Mo Avg</b>	13.3379	13.3321	13.3179	13.4032	13.4195	13.3611	13.3552

## IOWA STATE AVERAGE CORN PRICES FOR FEBRUARY 2021

	NW - I	NC - II	NE - III	SW - IV	SC - V	SE - VI	State Average
<b>1</b>	5.2400	5.2400	5.1900	5.2200	5.2700	5.2400	5.2312
<b>2</b>	5.1700	5.1900	5.1300	5.2000	5.1700	5.1800	5.1738
<b>3</b>	5.2800	5.2800	5.2200	5.2700	5.2600	5.2300	5.2608
<b>4</b>	5.2500	5.2600	5.2000	5.2600	5.2400	5.2400	5.2435
<b>5</b>	5.2400	5.2500	5.1800	5.2300	5.2300	5.2200	5.2280
<b>6</b>							
<b>7</b>							
<b>8</b>	5.3900	5.4100	5.3500	5.3900	5.3800	5.3700	5.3857
<b>9</b>	5.3100	5.3400	5.3300	5.3300	5.3100	5.2800	5.3212
<b>10</b>	5.1200	5.1200	5.0600	5.1000	5.1000	5.0700	5.0995
<b>11</b>	5.1700	5.1900	5.1500	5.1600	5.1700	5.1400	5.1675
<b>12</b>	5.1500	5.1700	5.1200	5.1300	5.1500	5.1100	5.1433
<b>13</b>							
<b>14</b>							
<b>15</b>							
<b>16</b>	5.2900	5.3100	5.2600	5.2800	5.2800	5.2800	5.2873
<b>17</b>	5.3000	5.3100	5.2700	5.3000	5.3100	5.2400	5.2914
<b>18</b>	5.2800	5.2900	5.2300	5.2700	5.2900	5.2500	5.2702
<b>19</b>	5.2000	5.2100	5.1600	5.1900	5.2100	5.1800	5.1931
<b>20</b>							
<b>21</b>							
<b>22</b>	5.2800	5.2900	5.2400	5.2700	5.2900	5.2600	5.2731
<b>23</b>	5.3100	5.3200	5.2700	5.3100	5.3100	5.2800	5.3024
<b>24</b>	5.3700	5.3700	5.3100	5.3600	5.3500	5.3300	5.3519
<b>25</b>	5.3000	5.3100	5.2600	5.3000	5.2800	5.2700	5.2908
<b>26</b>	5.2800	5.2900	5.2400	5.2700	5.2600	5.2500	5.2695
<b>27</b>							
<b>28</b>							
Mo Avg	5.2595	5.2711	5.2195	5.2547	5.2558	5.2326	5.2518



## IOWA DAILY CORN BASIS FOR FEBRUARY 2021

	<b>Basis</b>						
	<b>NW - I</b>	<b>NC - II</b>	<b>NE - III</b>	<b>SW - IV</b>	<b>SC - V</b>	<b>SE - VI</b>	<b>Average</b>
<b>1</b>	-0.25	-0.25	-0.30	-0.27	-0.22	-0.25	-0.26
<b>2</b>	-0.26	-0.24	-0.30	-0.23	-0.26	-0.25	-0.26
<b>3</b>	-0.24	-0.24	-0.30	-0.25	-0.26	-0.29	-0.26
<b>4</b>	-0.25	-0.24	-0.30	-0.24	-0.26	-0.26	-0.26
<b>5</b>	-0.25	-0.24	-0.31	-0.26	-0.26	-0.27	-0.26
<b>6</b>							
<b>7</b>							
<b>8</b>	-0.25	-0.23	-0.29	-0.25	-0.26	-0.27	-0.25
<b>9</b>	-0.25	-0.22	-0.23	-0.23	-0.25	-0.28	-0.24
<b>10</b>	-0.23	-0.23	-0.29	-0.25	-0.25	-0.27	-0.25
<b>11</b>	-0.24	-0.22	-0.26	-0.25	-0.24	-0.27	-0.24
<b>12</b>	-0.22	-0.20	-0.25	-0.24	-0.22	-0.26	-0.22
<b>13</b>							
<b>14</b>							
<b>15</b>							
<b>16</b>	-0.23	-0.21	-0.26	-0.24	-0.24	-0.24	-0.24
<b>17</b>	-0.23	-0.22	-0.26	-0.23	-0.22	-0.29	-0.24
<b>18</b>	-0.22	-0.21	-0.27	-0.23	-0.21	-0.25	-0.23
<b>19</b>	-0.23	-0.22	-0.27	-0.24	-0.22	-0.25	-0.23
<b>20</b>							
<b>21</b>							
<b>22</b>	-0.23	-0.22	-0.27	-0.24	-0.22	-0.25	-0.24
<b>23</b>	-0.23	-0.22	-0.27	-0.23	-0.23	-0.26	-0.24
<b>24</b>	-0.22	-0.22	-0.28	-0.23	-0.24	-0.26	-0.24
<b>25</b>	-0.25	-0.24	-0.29	-0.25	-0.27	-0.28	-0.26
<b>26</b>	-0.27	-0.27	-0.32	-0.29	-0.30	-0.31	-0.29
<b>27</b>							
<b>28</b>							
<b>Mo Avg</b>	-0.24	-0.23	-0.28	-0.24	-0.24	-0.27	-0.25

Basis determined by using (MAR) contract.

Prepared by Iowa Department of Agriculture and Land Stewardship  
Agricultural Marketing Bureau, Des Moines, Iowa

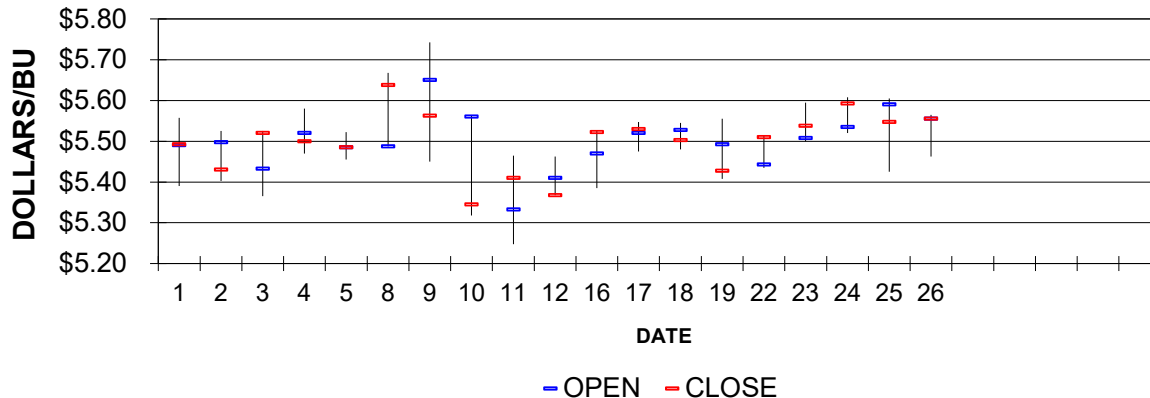
## IOWA DAILY SOYBEAN BASIS FOR FEBRUARY 2021

	<b>NW - I</b>	<b>NC - II</b>	<b>NE - III</b>	<b>SW - IV</b>	<b>SC - V</b>	<b>SE - VI</b>	<b>Basis Average</b>
<b>1</b>	-0.53	-0.52	-0.52	-0.49	-0.46	-0.45	-0.50
<b>2</b>	-0.53	-0.52	-0.52	-0.45	-0.43	-0.48	-0.49
<b>3</b>	-0.51	-0.51	-0.51	-0.47	-0.42	-0.50	-0.50
<b>4</b>	-0.50	-0.50	-0.53	-0.48	-0.42	-0.41	-0.48
<b>5</b>	-0.51	-0.51	-0.53	-0.46	-0.43	-0.49	-0.49
<b>6</b>							
<b>7</b>							
<b>8</b>	-0.50	-0.49	-0.49	-0.44	-0.42	-0.48	-0.47
<b>9</b>	-0.51	-0.49	-0.50	-0.43	-0.43	-0.44	-0.47
<b>10</b>	-0.49	-0.49	-0.51	-0.28	-0.43	-0.43	-0.45
<b>11</b>	-0.48	-0.49	-0.51	-0.44	-0.41	-0.44	-0.46
<b>12</b>	-0.47	-0.48	-0.50	-0.45	-0.41	-0.44	-0.46
<b>13</b>							
<b>14</b>							
<b>15</b>							
<b>16</b>	-0.47	-0.49	-0.50	-0.45	-0.41	-0.47	-0.47
<b>17</b>	-0.47	-0.49	-0.50	-0.44	-0.41	-0.47	-0.47
<b>18</b>	-0.47	-0.49	-0.49	-0.41	-0.39	-0.47	-0.46
<b>19</b>	-0.46	-0.48	-0.49	-0.41	-0.39	-0.46	-0.46
<b>20</b>							
<b>21</b>							
<b>22</b>	-0.47	-0.48	-0.50	-0.41	-0.37	-0.47	-0.45
<b>23</b>	-0.47	-0.47	-0.49	-0.36	-0.36	-0.47	-0.44
<b>24</b>	-0.46	-0.46	-0.49	-0.36	-0.35	-0.46	-0.43
<b>25</b>	-0.43	-0.46	-0.48	-0.35	-0.34	-0.46	-0.43
<b>26</b>	-0.45	-0.47	-0.51	-0.37	-0.35	-0.45	-0.44
<b>27</b>							
<b>28</b>							
<b>Mo Avg</b>	-0.48	-0.49	-0.50	-0.42	-0.40	-0.46	-0.47

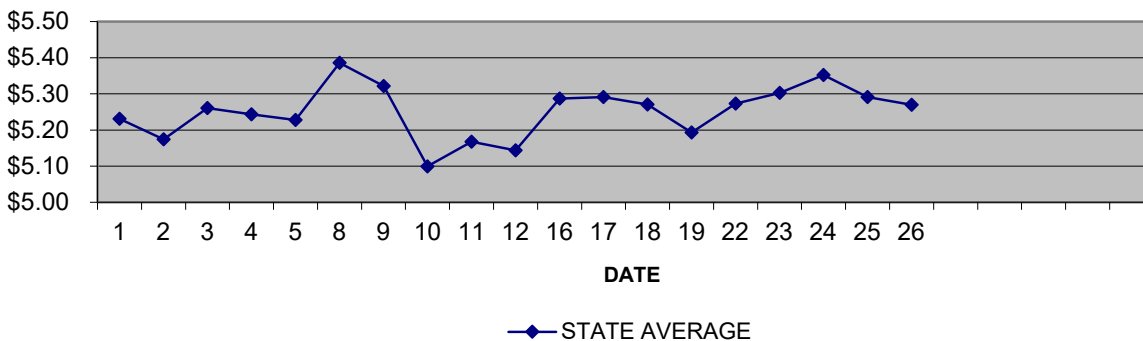
Basis determined by using (MAR) contract.

Prepared by Iowa Department of Agriculture and Land Stewardship  
Agricultural Marketing Bureau, Des Moines, Iowa

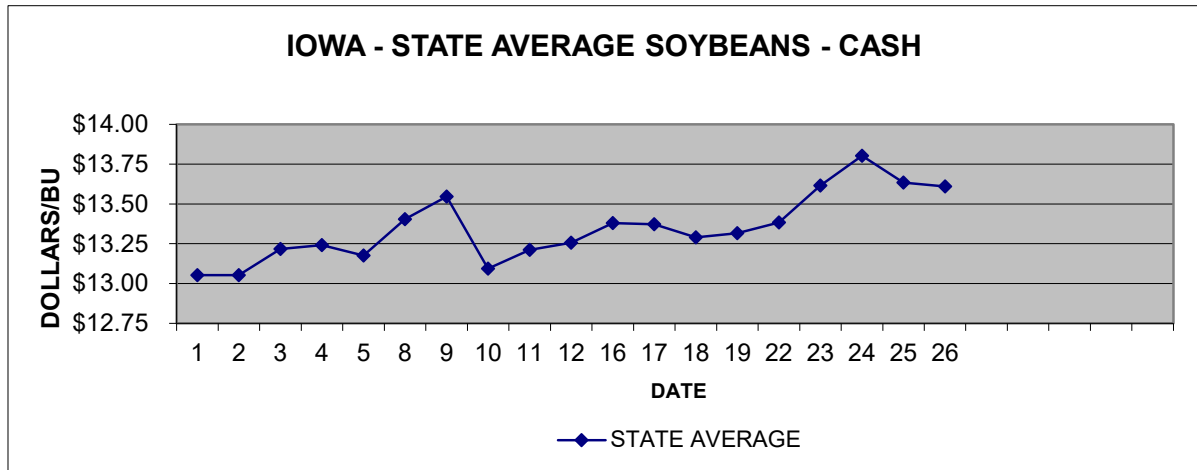
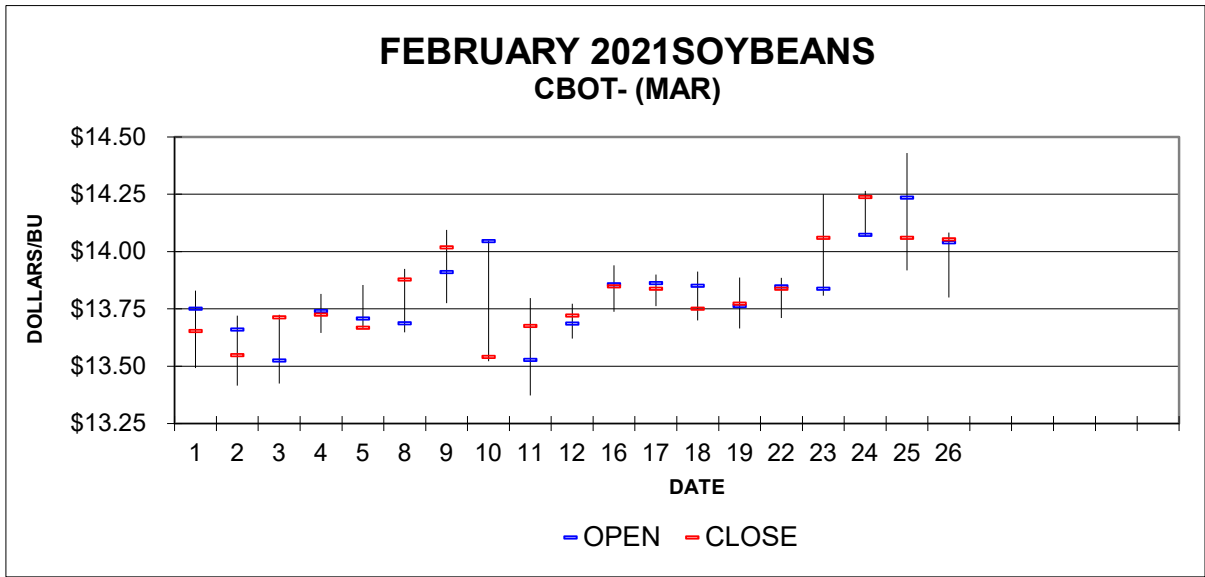
## FEBRUARY 2021 CORN CBOT - (MAR)



## IOWA - STATE AVERAGE CORN - CASH



Source: Iowa Department of Agriculture and Land Stewardship



Source: Iowa Department of Agriculture and Land Stewardship

## IOWA STATE AVERAGE CORN PRICES FOR MARCH 2021

	NW - I	NC - II	NE - III	SW - IV	SC - V	SE - VI	State Average
<b>1</b>	5.1900	5.1900	5.1100	5.1800	5.1600	5.1600	5.1688
<b>2</b>	5.2500	5.2500	5.2000	5.2600	5.2400	5.2300	5.2394
<b>3</b>	5.1600	5.1600	5.1100	5.1700	5.1400	5.1400	5.1486
<b>4</b>	5.1300	5.1400	5.0800	5.1400	5.1100	5.1000	5.1203
<b>5</b>	5.2600	5.2600	5.2200	5.2600	5.2400	5.2500	5.2502
<b>6</b>							
<b>7</b>							
<b>8</b>	5.2700	5.2900	5.2200	5.2800	5.2600	5.2400	5.2640
<b>9</b>	5.2500	5.2800	5.2200	5.2700	5.2400	5.2300	5.2528
<b>10</b>	5.1400	5.1600	5.1000	5.1400	5.1400	5.1100	5.1353
<b>11</b>	5.1900	5.2100	5.1500	5.1900	5.1900	5.1600	5.1853
<b>12</b>	5.2000	5.2200	5.1500	5.2000	5.1900	5.1700	5.1927
<b>13</b>							
<b>14</b>							
<b>15</b>	5.3000	5.3200	5.2500	5.3000	5.3000	5.2700	5.2936
<b>16</b>	5.3500	5.3700	5.3100	5.4700	5.3500	5.3200	5.3606
<b>17</b>	5.3900	5.4000	5.3500	5.3900	5.3900	5.3600	5.3824
<b>18</b>	5.2700	5.2900	5.2300	5.2800	5.2900	5.2500	5.2694
<b>19</b>	5.3900	5.4200	5.3400	5.3900	5.4000	5.3800	5.3896
<b>20</b>							
<b>21</b>							
<b>22</b>	5.3000	5.3300	5.2600	5.3100	5.3200	5.2900	5.3034
<b>23</b>	5.3300	5.3500	5.2800	5.3300	5.3500	5.3000	5.3252
<b>24</b>	5.3500	5.3800	5.3000	5.3600	5.3800	5.3500	5.3537
<b>25</b>	5.3000	5.3200	5.2300	5.3100	5.3200	5.2800	5.2941
<b>26</b>	5.3600	5.3800	5.2900	5.3600	5.4000	5.3500	5.3557
<b>27</b>							
<b>28</b>							
<b>29</b>	5.3100	5.3200	5.2400	5.3000	5.3400	5.2900	5.2995
<b>30</b>	5.2300	5.2400	5.1700	5.2400	5.2700	5.2200	5.2258
<b>31</b>	5.4800	5.5000	5.4440	5.5000	5.2100	5.4900	5.4612
Mo Avg	5.2783	5.2948	5.2284	5.2883	5.2709	5.2583	5.2727

## IOWA STATE AVERAGE BEAN PRICES FOR MARCH 2021

	<b>NW - I</b>	<b>NC - II</b>	<b>NE - III</b>	<b>SW - IV</b>	<b>SC - V</b>	<b>SE - VI</b>	<b>State Average</b>
<b>1</b>	13.4900	13.4600	13.4400	13.5500	13.5800	13.5300	13.4994
<b>2</b>	13.7000	13.7000	13.6300	13.7900	13.7800	13.7200	13.7156
<b>3</b>	13.6700	13.6600	13.5900	13.7500	13.7400	13.6400	13.6727
<b>4</b>	13.7000	13.6900	13.6200	13.7800	13.7700	13.6700	13.7027
<b>5</b>	13.9100	13.8700	13.8300	13.9800	13.9700	13.8900	13.9035
<b>6</b>							
<b>7</b>							
<b>8</b>	13.9500	13.9400	13.8600	14.0500	14.0100	13.9100	13.9521
<b>9</b>	14.0200	14.0100	13.9300	14.1100	14.0700	13.9800	14.0195
<b>10</b>	13.7300	13.7100	13.6300	13.8100	13.7700	13.6700	13.7204
<b>11</b>	13.7800	13.7700	13.6500	13.8800	13.8200	13.7000	13.7697
<b>12</b>	13.7800	13.7600	13.6700	13.8700	13.8100	13.7100	13.7684
<b>13</b>							
<b>14</b>							
<b>15</b>	13.8500	13.8000	13.7200	13.9200	13.8800	13.7600	13.8223
<b>16</b>	13.8900	13.8400	13.7700	13.9700	13.9100	13.8100	13.8653
<b>17</b>	13.8300	13.8100	13.7200	13.9200	13.8800	13.7500	13.8191
<b>18</b>	13.5900	13.5600	13.4600	13.6700	13.6400	13.4800	13.5685
<b>19</b>	13.8300	13.8000	13.7000	13.9200	13.8800	13.7400	13.8126
<b>20</b>							
<b>21</b>							
<b>22</b>	13.8400	13.8200	13.7200	13.9400	13.9000	13.7900	13.8343
<b>23</b>	13.9100	13.8800	13.7800	14.0200	13.9600	13.8200	13.8957
<b>24</b>	14.0200	13.9900	13.8800	14.1200	14.0700	13.9200	14.0016
<b>25</b>	13.8500	13.8000	13.7000	13.9100	13.8900	13.7300	13.8153
<b>26</b>	13.7400	13.6700	13.5600	13.7700	13.7500	13.6000	13.6860
<b>27</b>							
<b>28</b>							
<b>29</b>	13.6600	13.6000	13.4800	13.7200	13.5800	13.5300	13.6051
<b>30</b>	13.4000	13.3400	13.2300	13.4700	13.4200	13.2700	13.3583
<b>31</b>	14.1100	14.0400	13.9300	14.1700	14.1200	13.9700	14.0605
<b>Mo Avg</b>	13.7935	13.7617	13.6739	13.8735	13.8348	13.7213	13.7769

## IOWA DAILY CORN BASIS FOR MARCH 2021

	<b>NW - I</b>	<b>NC - II</b>	<b>NE - III</b>	<b>SW - IV</b>	<b>SC - V</b>	<b>SE - VI</b>	<b>Basis Average</b>
<b>1</b>	-0.19	-0.19	-0.27	-0.20	-0.22	-0.22	-0.21
<b>2</b>	-0.20	-0.20	-0.25	-0.19	-0.21	-0.22	-0.21
<b>3</b>	-0.19	-0.19	-0.24	-0.18	-0.21	-0.21	-0.20
<b>4</b>	-0.20	-0.19	-0.25	-0.19	-0.22	-0.23	-0.20
<b>5</b>	-0.20	-0.20	-0.24	-0.20	-0.22	-0.21	-0.20
<b>6</b>							
<b>7</b>							
<b>8</b>	-0.20	-0.18	-0.25	-0.19	-0.21	-0.23	-0.21
<b>9</b>	-0.21	-0.18	-0.24	-0.19	-0.22	-0.23	-0.20
<b>10</b>	-0.20	-0.18	-0.24	-0.20	-0.20	-0.23	-0.20
<b>11</b>	-0.19	-0.18	-0.23	-0.19	-0.19	-0.23	-0.20
<b>12</b>	-0.19	-0.17	-0.24	-0.19	-0.20	-0.22	-0.20
<b>13</b>							
<b>14</b>							
<b>15</b>	-0.20	-0.18	-0.25	-0.20	-0.20	-0.23	-0.20
<b>16</b>	-0.19	-0.17	-0.23	-0.07	-0.19	-0.22	-0.18
<b>17</b>	-0.19	-0.18	-0.23	-0.19	-0.19	-0.22	-0.20
<b>18</b>	-0.20	-0.18	-0.23	-0.19	-0.18	-0.22	-0.20
<b>19</b>	-0.19	-0.16	-0.24	-0.19	-0.18	-0.20	-0.19
<b>20</b>							
<b>21</b>							
<b>22</b>	-0.19	-0.16	-0.23	-0.18	-0.17	-0.20	-0.19
<b>23</b>	-0.18	-0.16	-0.23	-0.18	-0.16	-0.21	-0.19
<b>24</b>	-0.18	-0.15	-0.23	-0.17	-0.15	-0.18	-0.18
<b>25</b>	-0.17	-0.15	-0.23	-0.16	-0.15	-0.19	-0.17
<b>26</b>	-0.08	-0.06	-0.15	-0.08	-0.04	-0.09	-0.17
<b>27</b>							
<b>28</b>							
<b>29</b>	-0.16	-0.15	-0.23	-0.17	-0.13	-0.18	-0.17
<b>30</b>	-0.16	-0.15	-0.22	-0.15	-0.12	-0.17	-0.17
<b>31</b>	-0.16	-0.14	-0.20	-0.14	-0.43	-0.15	-0.18
<b>Mo Avg</b>	-0.18	-0.17	-0.23	-0.17	-0.19	-0.20	-0.19

Basis determined by using (MAY contract).

Prepared by Iowa Department of Agriculture and Land Stewardship  
Agricultural Marketing Bureau, Des Moines, Iowa

## IOWA DAILY SOYBEAN BASIS FOR MARCH 2021

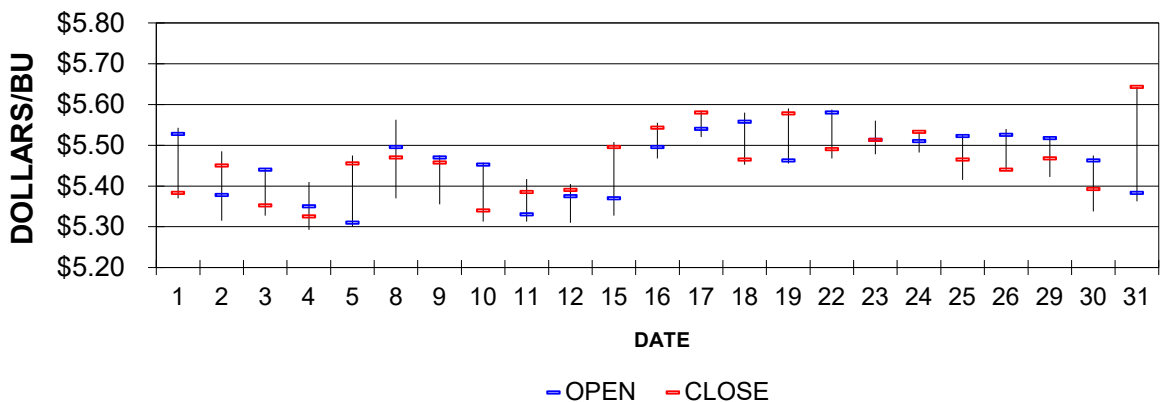
	<b>NW - I</b>	<b>NC - II</b>	<b>NE - III</b>	<b>SW - IV</b>	<b>SC - V</b>	<b>SE - VI</b>	<b>Basis Average</b>
<b>1</b>	-0.42	-0.45	-0.47	-0.36	-0.33	-0.38	-0.41
<b>2</b>	-0.43	-0.43	-0.49	-0.34	-0.35	-0.40	-0.41
<b>3</b>	-0.40	-0.41	-0.48	-0.32	-0.33	-0.43	-0.40
<b>4</b>	-0.41	-0.42	-0.49	-0.33	-0.34	-0.44	-0.40
<b>5</b>	-0.39	-0.43	-0.47	-0.32	-0.33	-0.41	-0.40
<b>6</b>							
<b>7</b>							
<b>8</b>	-0.39	-0.40	-0.48	-0.29	-0.33	-0.43	-0.39
<b>9</b>	-0.38	-0.39	-0.47	-0.29	-0.33	-0.42	-0.38
<b>10</b>	-0.37	-0.39	-0.47	-0.29	-0.33	-0.43	-0.38
<b>11</b>	-0.36	-0.37	-0.48	-0.25	-0.32	-0.44	-0.37
<b>12</b>	-0.35	-0.37	-0.46	-0.26	-0.32	-0.42	-0.36
<b>13</b>							
<b>14</b>							
<b>15</b>	-0.35	-0.40	-0.48	-0.28	-0.32	-0.44	-0.37
<b>16</b>	-0.34	-0.39	-0.46	-0.26	-0.32	-0.42	-0.37
<b>17</b>	-0.35	-0.37	-0.46	-0.26	-0.30	-0.43	-0.36
<b>18</b>	-0.33	-0.36	-0.46	-0.25	-0.28	-0.44	-0.35
<b>19</b>	-0.33	-0.36	-0.46	-0.24	-0.28	-0.42	-0.35
<b>20</b>							
<b>21</b>							
<b>22</b>	-0.34	-0.36	-0.46	-0.24	-0.28	-0.39	-0.34
<b>23</b>	-0.32	-0.35	-0.45	-0.21	-0.27	-0.41	-0.34
<b>24</b>	-0.31	-0.34	-0.45	-0.21	-0.26	-0.41	-0.33
<b>25</b>	-0.29	-0.34	-0.44	-0.23	-0.25	-0.41	-0.33
<b>26</b>	-0.27	-0.34	-0.45	-0.24	-0.26	-0.41	-0.32
<b>27</b>							
<b>28</b>							
<b>29</b>	-0.27	-0.33	-0.45	-0.21	-0.35	-0.40	-0.32
<b>30</b>	-0.27	-0.33	-0.44	-0.20	-0.25	-0.40	-0.31
<b>31</b>	-0.26	-0.33	-0.44	-0.20	-0.25	-0.40	-0.31
<b>Mo Avg</b>	-0.34	-0.38	-0.46	-0.26	-0.30	-0.42	-0.36

Basis determined by using (MAY) contract.

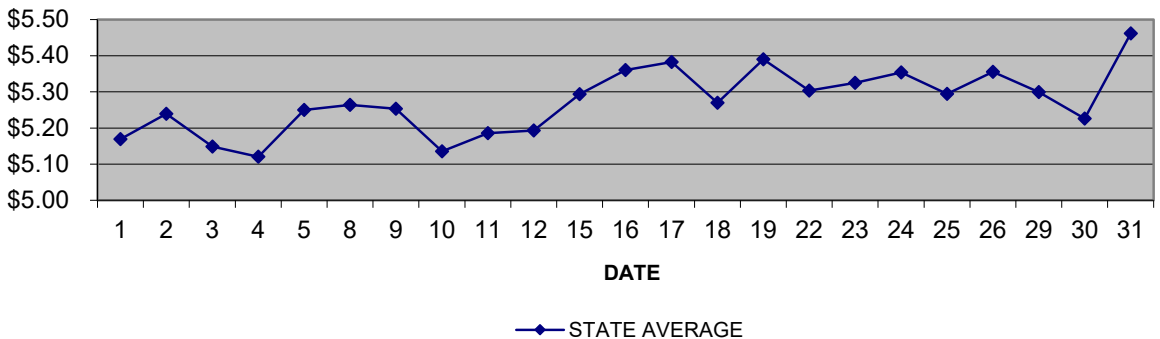
Prepared by Iowa Department of Agriculture and Land Stewardship  
Agricultural Marketing Bureau, Des Moines, Iowa



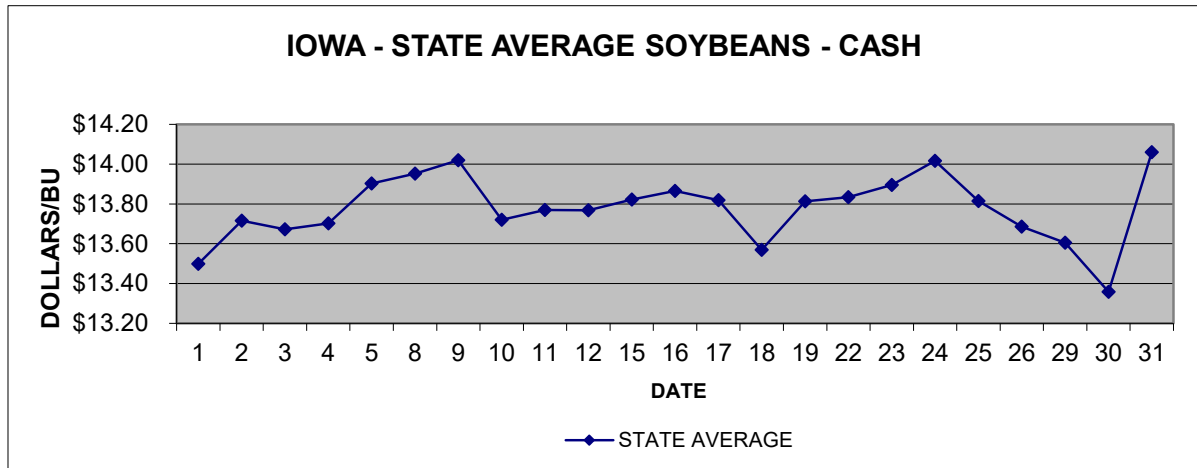
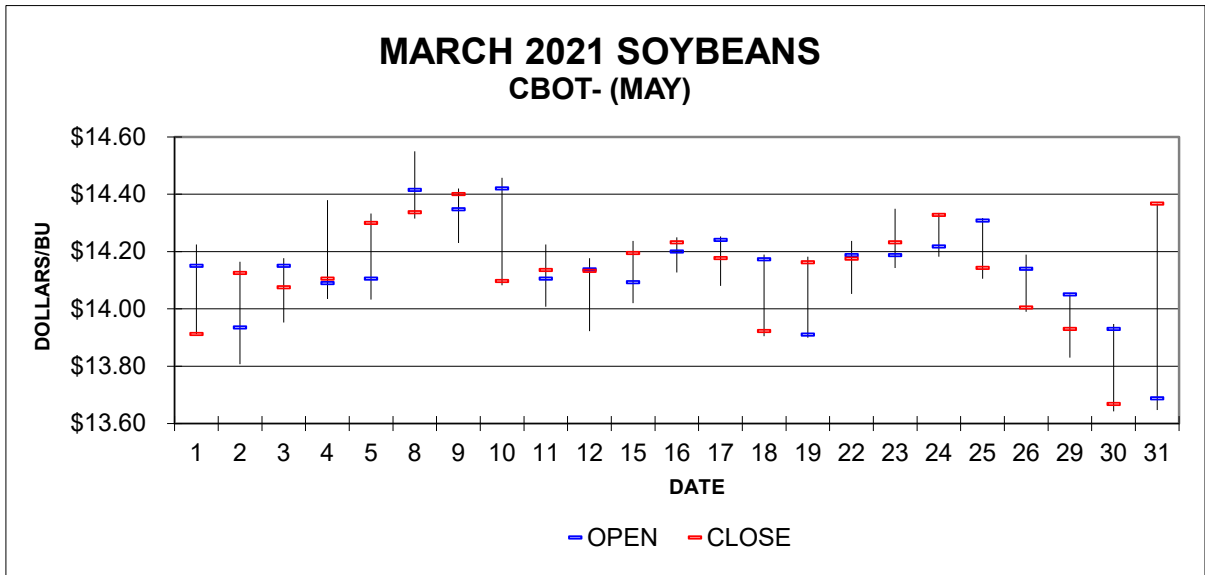
### MARCH 2021 CORN CBOT - (MAY)



### IOWA - STATE AVERAGE CORN - CASH



Source: Iowa Department of Agriculture and Land Stewardship



Source: Iowa Department of Agriculture and Land Stewardship

## IOWA STATE AVERAGE CORN PRICES FOR APRIL 2021

	NW - I	NC - II	NE - III	SW - IV	SC - V	SE - VI	State Average
<b>1</b>	5.4500	5.4500	5.4100	5.4500	5.4800	5.4500	5.4455
<b>2</b>							
<b>3</b>							
<b>4</b>							
<b>5</b>	5.3900	5.3900	5.3400	5.3800	5.4200	5.3900	5.3824
<b>6</b>	5.4000	5.4000	5.3700	5.3900	5.4300	5.4000	5.3959
<b>7</b>	5.4500	5.4600	5.4300	5.4500	5.4900	5.4600	5.4538
<b>8</b>	5.6600	5.6600	5.6300	5.6500	5.6800	5.6600	5.6551
<b>9</b>	5.6400	5.6300	5.6000	5.6300	5.6600	5.6300	5.6293
<b>10</b>							
<b>11</b>							
<b>12</b>	5.5500	5.5700	5.5100	5.5600	5.5800	5.5400	5.5514
<b>13</b>	5.6700	5.6700	5.6300	5.6800	5.6900	5.6600	5.6648
<b>14</b>	5.8200	5.8200	5.7700	5.8100	5.8300	5.8100	5.8096
<b>15</b>	5.8000	5.7900	5.7200	5.7800	5.7900	5.7700	5.7763
<b>16</b>	5.7600	5.7500	5.6800	5.7200	5.7400	5.7300	5.7329
<b>17</b>							
<b>18</b>							
<b>19</b>	5.8300	5.8100	5.7500	5.8000	5.8100	5.7800	5.7989
<b>20</b>	5.9700	5.9500	5.9000	5.9500	5.9700	5.9100	5.9424
<b>21</b>	6.1400	6.1300	6.0800	6.1300	6.1300	6.0900	6.1187
<b>22</b>	6.3400	6.3800	6.3400	6.3700	6.3700	6.3500	6.3590
<b>23</b>	6.3900	6.3900	6.3500	6.4000	6.3800	6.3700	6.3811
<b>24</b>							
<b>25</b>							
<b>26</b>	6.6300	6.6400	6.6200	6.6500	6.6400	6.6300	6.6345
<b>27</b>	6.6100	6.6500	6.6100	6.6100	6.6200	6.6500	6.6271
<b>28</b>	6.5100	6.4900	6.5200	6.5000	6.5200	6.5500	6.5102
<b>29</b>	6.5800	6.5600	6.6000	6.5600	6.5700	6.7400	6.5931
<b>30</b>	6.8800	6.8200	6.8700	6.8100	6.8200	6.9700	6.8576
<b>Mo Avg</b>	5.9748	5.9719	5.9395	5.9657	5.9819	5.9781	5.9676

## IOWA STATE AVERAGE BEAN PRICES FOR APRIL 2021

	NW - I	NC - II	NE - III	SW - IV	SC - V	SE - VI	State Average
<b>1</b>	13.7600	13.6900	13.6000	13.8300	13.7900	13.6800	13.7245
<b>2</b>							
<b>3</b>							
<b>4</b>							
<b>5</b>	13.8800	13.8000	13.7200	13.9100	13.9000	13.7800	13.8321
<b>6</b>	13.9500	13.8700	13.7800	14.0200	13.9800	13.8600	13.9092
<b>7</b>	13.8600	13.7800	13.6600	13.9200	13.9100	13.7400	13.8121
<b>8</b>	13.9300	13.8500	13.7500	14.0300	13.9900	13.8200	13.8930
<b>9</b>	13.8200	13.7400	13.6500	13.9000	13.8700	13.7100	13.7802
<b>10</b>							
<b>11</b>							
<b>12</b>	13.6300	13.5400	13.4500	13.7000	13.6600	13.5000	13.5801
<b>13</b>	13.6900	13.6200	13.5500	13.7900	13.7300	13.6100	13.6626
<b>14</b>	13.9200	13.8300	13.7600	13.9600	13.9500	13.8500	13.8759
<b>15</b>	14.0100	13.9300	13.8400	14.0700	14.0300	13.9400	13.9693
<b>16</b>	14.1700	14.0800	14.0100	14.2000	14.1800	14.1000	14.1223
<b>17</b>							
<b>18</b>							
<b>19</b>	14.3500	14.2500	14.1800	14.3900	14.3500	14.2800	14.2989
<b>20</b>	14.6000	14.4700	14.4100	14.6800	14.6400	14.5100	14.5461
<b>21</b>	14.8300	14.7600	14.6800	14.9300	14.8900	14.7800	14.8073
<b>22</b>	15.1900	15.1000	15.0200	15.2800	15.2400	15.1600	15.1595
<b>23</b>	15.2500	15.1500	15.1000	15.3700	15.3000	15.2000	15.2214
<b>24</b>							
<b>25</b>							
<b>26</b>	15.5600	15.4100	15.4100	15.6900	15.5900	15.4300	15.5072
<b>27</b>	15.4000	15.2600	15.2100	15.4900	15.5000	15.1500	15.3303
<b>28</b>	15.3500	15.2200	15.1700	15.4100	15.4800	15.1800	15.2932
<b>29</b>	15.2700	15.1100	15.0200	15.3700	15.4000	15.1200	15.2051
<b>30</b>	15.6100	15.5100	15.3800	15.7100	15.6700	15.4900	15.5601
<b>Mo Avg</b>	14.4776	14.3795	14.3024	14.5548	14.5262	14.3757	14.4329

## IOWA DAILY CORN BASIS FOR APRIL 2021

	<b>NW - I</b>	<b>NC - II</b>	<b>NE - III</b>	<b>SW - IV</b>	<b>SC - V</b>	<b>SE - VI</b>	<b>Basis Average</b>
<b>1</b>	-0.15	-0.15	-0.19	-0.15	-0.12	-0.15	-0.15
<b>2</b>							
<b>3</b>							
<b>4</b>							
<b>5</b>	-0.14	-0.14	-0.19	-0.15	-0.11	-0.14	-0.15
<b>6</b>	-0.14	-0.14	-0.17	-0.15	-0.11	-0.14	-0.15
<b>7</b>	-0.16	-0.15	-0.18	-0.16	-0.12	-0.15	-0.15
<b>8</b>	-0.14	-0.14	-0.17	-0.15	-0.12	-0.14	-0.14
<b>9</b>	-0.13	-0.14	-0.17	-0.14	-0.11	-0.14	-0.14
<b>10</b>							
<b>11</b>							
<b>12</b>	-0.14	-0.12	-0.18	-0.13	-0.11	-0.15	-0.14
<b>13</b>	-0.13	-0.13	-0.17	-0.12	-0.11	-0.14	-0.14
<b>14</b>	-0.12	-0.12	-0.17	-0.13	-0.11	-0.13	-0.13
<b>15</b>	-0.10	-0.11	-0.18	-0.12	-0.11	-0.13	-0.12
<b>16</b>	-0.10	-0.11	-0.18	-0.14	-0.12	-0.13	-0.12
<b>17</b>							
<b>18</b>							
<b>19</b>	-0.09	-0.11	-0.17	-0.12	-0.11	-0.14	-0.12
<b>20</b>	-0.10	-0.12	-0.17	-0.12	-0.10	-0.16	-0.12
<b>21</b>	-0.12	-0.13	-0.18	-0.13	-0.13	-0.17	-0.14
<b>22</b>	-0.17	-0.13	-0.17	-0.14	-0.14	-0.16	-0.15
<b>23</b>	-0.27	-0.27	-0.31	-0.26	-0.28	-0.29	-0.17
<b>24</b>							
<b>25</b>							
<b>26</b>	-0.18	-0.17	-0.19	-0.15	-0.17	-0.18	-0.17
<b>27</b>	-0.35	-0.31	-0.35	-0.35	-0.34	-0.31	-0.33
<b>28</b>	-0.35	-0.37	-0.34	-0.36	-0.34	-0.31	-0.35
<b>29</b>	-0.44	-0.46	-0.42	-0.46	-0.45	-0.28	-0.43
<b>30</b>	-0.52	-0.58	-0.53	-0.59	-0.58	-0.43	-0.54
<b>31</b>	0.00	0.00	0.00	0.00	0.00	0.00	0.00
<b>Mo Avg</b>	-0.18	-0.18	-0.22	-0.19	-0.18	-0.18	-0.18

Basis determined by using (MAY) contract.

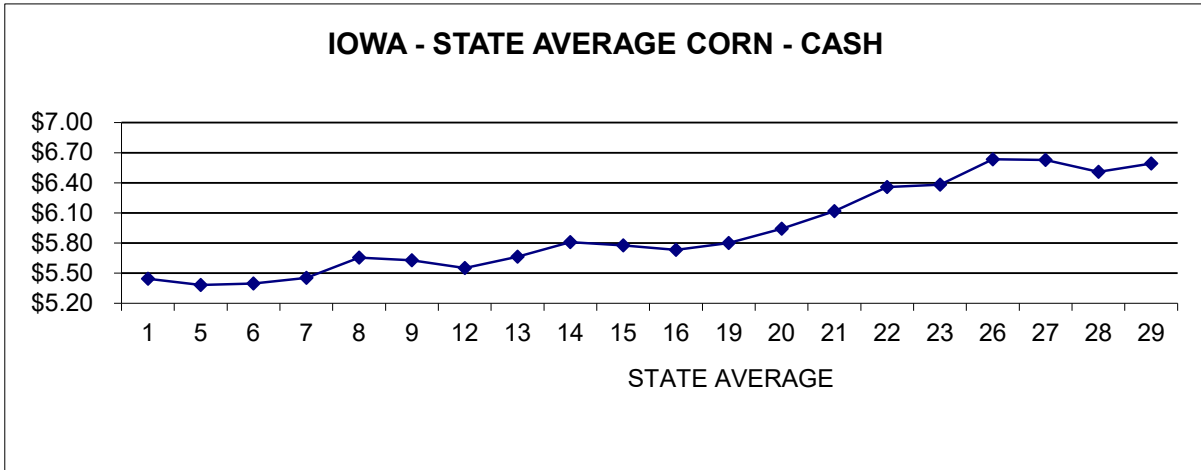
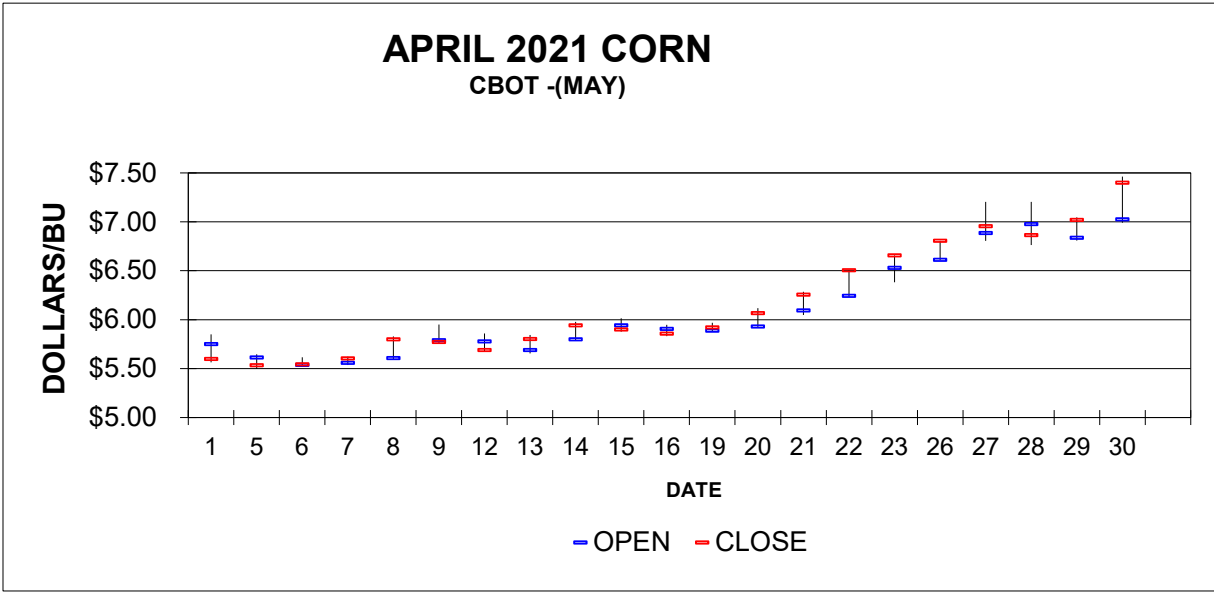
Prepared by Iowa Department of Agriculture and Land Stewardship  
Agricultural Marketing Bureau, Des Moines, Iowa

## IOWA DAILY SOYBEAN BASIS FOR APRIL 2021

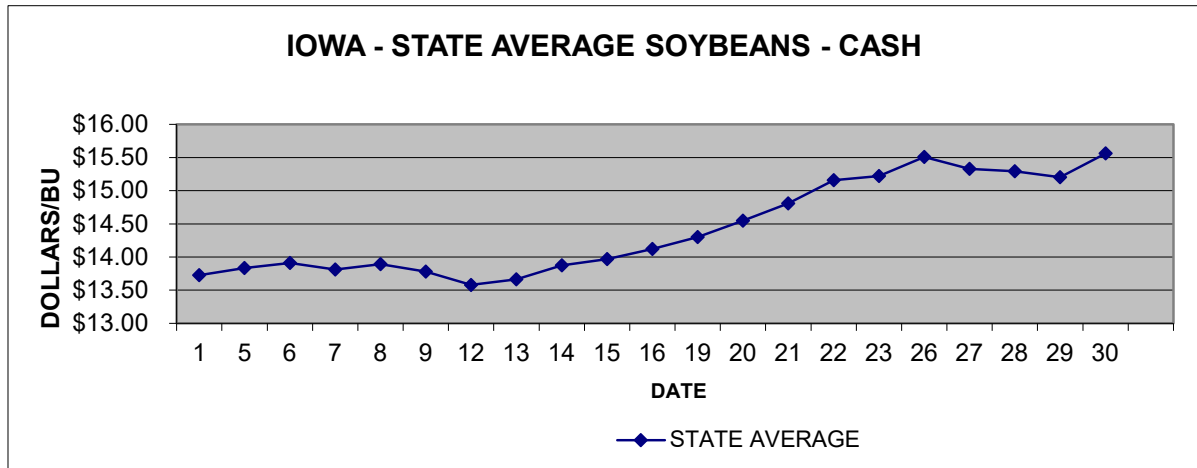
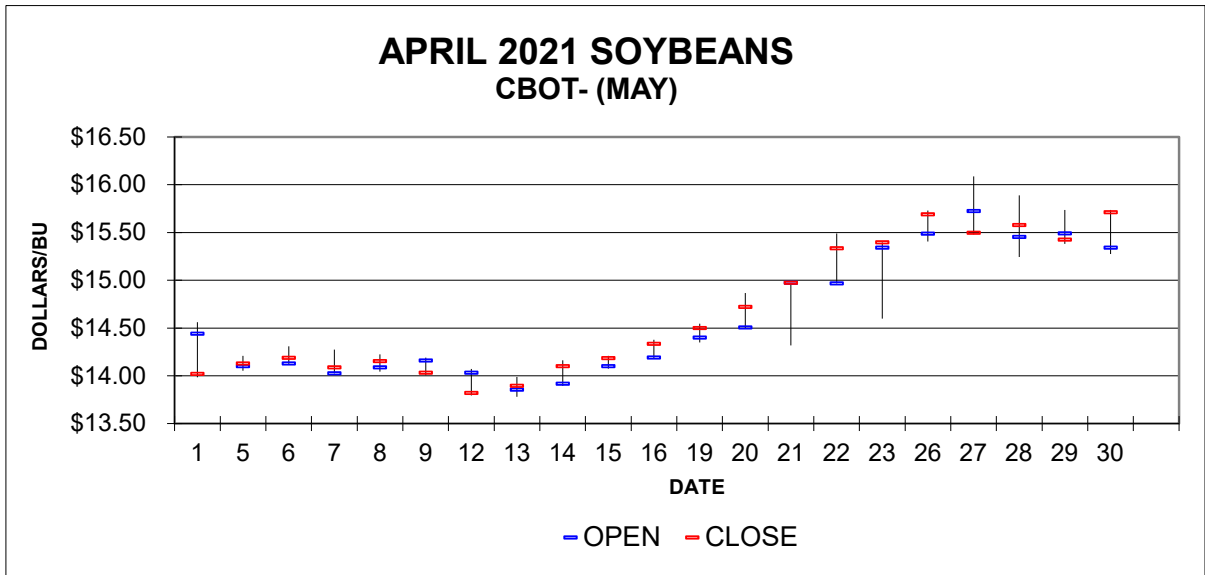
	<b>NW - I</b>	<b>NC - II</b>	<b>NE - III</b>	<b>SW - IV</b>	<b>SC - V</b>	<b>SE - VI</b>	<b>Basis Average</b>
<b>1</b>	-0.26	-0.33	-0.42	-0.19	-0.23	-0.34	-0.30
<b>2</b>							
<b>3</b>							
<b>4</b>							
<b>5</b>	-0.25	-0.33	-0.41	-0.22	-0.23	-0.35	-0.30
<b>6</b>	-0.24	-0.32	-0.41	-0.17	-0.21	-0.33	-0.28
<b>7</b>	-0.23	-0.31	-0.43	-0.17	-0.18	-0.35	-0.28
<b>8</b>	-0.22	-0.30	-0.40	-0.12	-0.16	-0.33	-0.26
<b>9</b>	-0.21	-0.29	-0.38	-0.13	-0.16	-0.32	-0.25
<b>10</b>							
<b>11</b>							
<b>12</b>	-0.19	-0.28	-0.37	-0.12	-0.16	-0.32	-0.24
<b>13</b>	-0.21	-0.28	-0.34	-0.11	-0.16	-0.29	-0.23
<b>14</b>	-0.18	-0.27	-0.34	-0.14	-0.15	-0.25	-0.22
<b>15</b>	-0.17	-0.25	-0.34	-0.11	-0.15	-0.24	-0.21
<b>16</b>	-0.16	-0.25	-0.32	-0.13	-0.15	-0.23	-0.21
<b>17</b>							
<b>18</b>							
<b>19</b>	-0.15	-0.25	-0.32	-0.11	-0.15	-0.22	-0.20
<b>20</b>	-0.12	-0.25	-0.31	-0.04	-0.08	-0.21	-0.17
<b>21</b>	-0.14	-0.21	-0.29	-0.04	-0.08	-0.19	-0.17
<b>22</b>	-0.14	-0.23	-0.31	-0.05	-0.09	-0.17	-0.17
<b>23</b>	-0.15	-0.25	-0.30	-0.03	-0.10	-0.20	-0.18
<b>24</b>							
<b>25</b>							
<b>26</b>	-0.13	-0.28	-0.28	0.00	-0.10	-0.26	-0.18
<b>27</b>	-0.10	-0.24	-0.29	-0.01	0.00	-0.35	-0.16
<b>28</b>	-0.23	-0.36	-0.41	-0.17	-0.10	-0.40	-0.28
<b>29</b>	-0.16	-0.32	-0.41	-0.06	-0.03	-0.31	-0.22
<b>30</b>	-0.10	-0.20	-0.33	0.00	-0.04	-0.22	-0.15
<b>31</b>	0.00	0.00	0.00	0.00	0.00	0.00	0.00
<b>Mo Avg</b>	-0.17	-0.26	-0.34	-0.10	-0.12	-0.27	-0.21

Basis determined by using (MAY) contract.

Prepared by Iowa Department of Agriculture and Land Stewardship  
Agricultural Marketing Bureau, Des Moines, Iowa



Source: Iowa Department of Agriculture and Land Stewardship

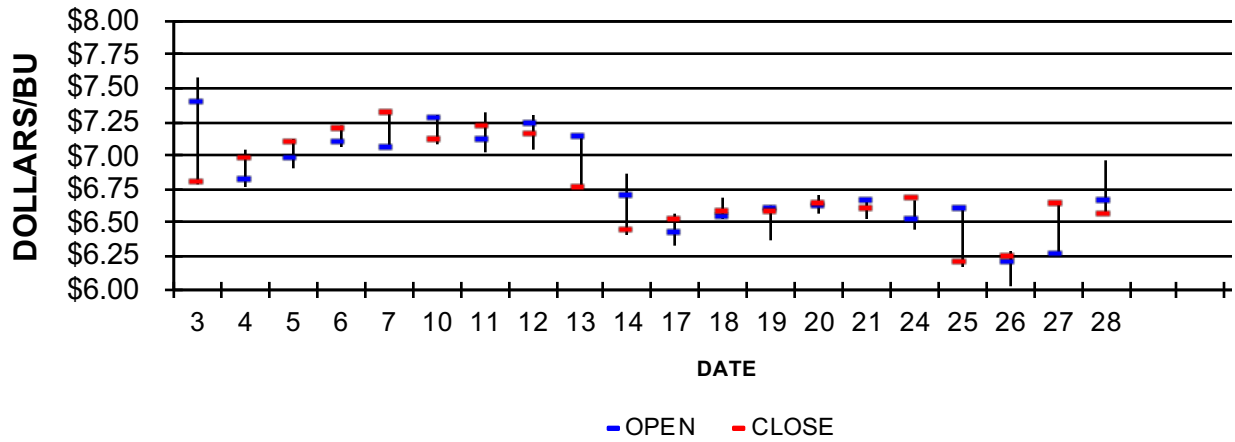


Source: Iowa Department of Agriculture and Land Stewardship

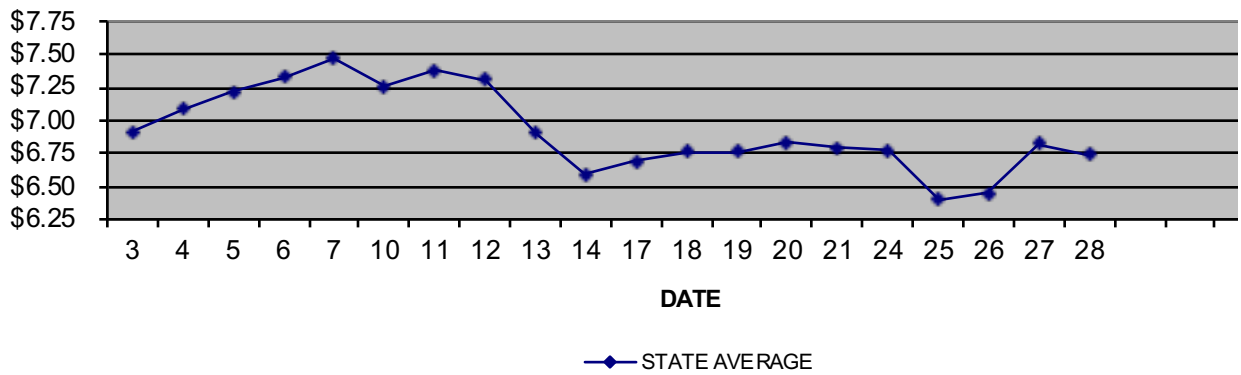


### MAY 2021 CORN

CBOT - (JUL)



### IOWA - STATE AVERAGE CORN - CASH



Source: Iowa Department of Agriculture and Land Stewardship

## IOWA STATE AVERAGE CORN PRICES FOR MAY 2021

	NW - I	NC - II	NE - III	SW - IV	SC - V	SE - VI	State Average
<b>1</b>							
<b>2</b>							
<b>3</b>	6.9000	6.8900	6.9100	6.8900	6.8900	7.0100	6.9097
<b>4</b>	7.0800	7.0700	7.0800	7.0700	7.1000	7.1200	7.0821
<b>5</b>	7.2200	7.1900	7.2100	7.2300	7.2100	7.2400	7.2124
<b>6</b>	7.3200	7.3200	7.3000	7.3400	7.3300	7.3600	7.3246
<b>7</b>	7.4800	7.4600	7.4300	7.5000	7.4700	7.4900	7.4684
<b>8</b>							
<b>9</b>							
<b>10</b>	7.2900	7.2600	7.2200	7.2300	7.2700	7.2800	7.2586
<b>11</b>	7.3900	7.3600	7.3400	7.4200	7.3800	7.3700	7.3732
<b>12</b>	7.3300	7.2900	7.2700	7.3500	7.3000	7.3000	7.3045
<b>13</b>	6.9300	6.9000	6.8500	6.9500	6.9100	6.8800	6.9024
<b>14</b>	6.6300	6.5700	6.5400	6.6500	6.6000	6.5700	6.5900
<b>15</b>							
<b>16</b>							
<b>17</b>	6.7300	6.6800	6.6400	6.7400	6.6800	6.6900	6.6923
<b>18</b>	6.7900	6.7500	6.7100	6.8200	6.7800	6.7600	6.7639
<b>19</b>	6.8000	6.7500	6.7100	6.8200	6.7500	6.7600	6.7636
<b>20</b>	6.8600	6.8300	6.7800	6.8800	6.8200	6.8200	6.8319
<b>21</b>	6.8100	6.7700	6.7400	6.8600	6.7700	6.7800	6.7858
<b>22</b>							
<b>23</b>							
<b>24</b>	6.7900	6.7600	6.7200	6.8200	6.7500	6.7600	6.7661
<b>25</b>	6.4300	6.4000	6.3500	6.4200	6.3700	6.3900	6.3965
<b>26</b>	6.5000	6.4400	6.3900	6.4900	6.4200	6.4200	6.4462
<b>27</b>	6.8700	6.8200	6.7700	6.8500	6.8300	6.8100	6.8252
<b>28</b>	6.7600	6.7400	6.7000	6.7500	6.7500	6.7300	6.7381
<b>29</b>							
<b>30</b>							
<b>31</b>							
Mo Avg	6.9455	6.9125	6.8830	6.9540	6.9190	6.9270	6.9218

Prepared by Iowa Department of Agriculture and Land Stewardship  
Agricultural Marketing Bureau, Des Moines, Iowa

## IOWA DAILY CORN BASIS FOR MAY 2021

	NW - I	NC - II	NE - III	SW - IV	SC - V	SE - VI	Basis Average
<b>1</b>							
<b>2</b>							
<b>3</b>	0.11	0.09	0.12	0.09	0.09	0.22	0.11
<b>4</b>	0.11	0.10	0.11	0.10	0.13	0.15	0.11
<b>5</b>	0.14	0.11	0.13	0.15	0.13	0.16	0.13
<b>6</b>	0.13	0.13	0.11	0.15	0.14	0.17	0.14
<b>7</b>	0.16	0.14	0.11	0.18	0.15	0.17	0.15
<b>8</b>							
<b>9</b>							
<b>10</b>	0.17	0.14	0.10	0.11	0.15	0.16	0.14
<b>11</b>	0.17	0.14	0.12	0.20	0.16	0.15	0.15
<b>12</b>	0.18	0.14	0.12	0.20	0.15	0.15	0.16
<b>13</b>	0.18	0.15	0.10	0.20	0.16	0.13	0.15
<b>14</b>	0.19	0.13	0.10	0.21	0.16	0.13	0.15
<b>15</b>							
<b>16</b>							
<b>17</b>	0.21	0.15	0.11	0.22	0.15	0.17	0.17
<b>18</b>	0.21	0.17	0.13	0.24	0.20	0.18	0.18
<b>19</b>	0.22	0.17	0.13	0.24	0.17	0.18	0.18
<b>20</b>	0.22	0.19	0.14	0.24	0.18	0.18	0.19
<b>21</b>	0.22	0.18	0.15	0.27	0.18	0.19	0.19
<b>22</b>							
<b>23</b>							
<b>24</b>	0.12	0.09	0.05	0.15	0.08	0.09	0.19
<b>25</b>	0.23	0.20	0.15	0.22	0.17	0.19	0.19
<b>26</b>	0.26	0.20	0.15	0.25	0.18	0.18	0.20
<b>27</b>	0.23	0.18	0.13	0.21	0.19	0.17	0.18
<b>28</b>	0.19	0.17	0.13	0.18	0.18	0.16	0.17
<b>29</b>							
<b>30</b>							
<b>31</b>							
Mo Avg	0.18	0.15	0.12	0.19	0.15	0.16	0.16

Basis determined by using (MAY) contract.

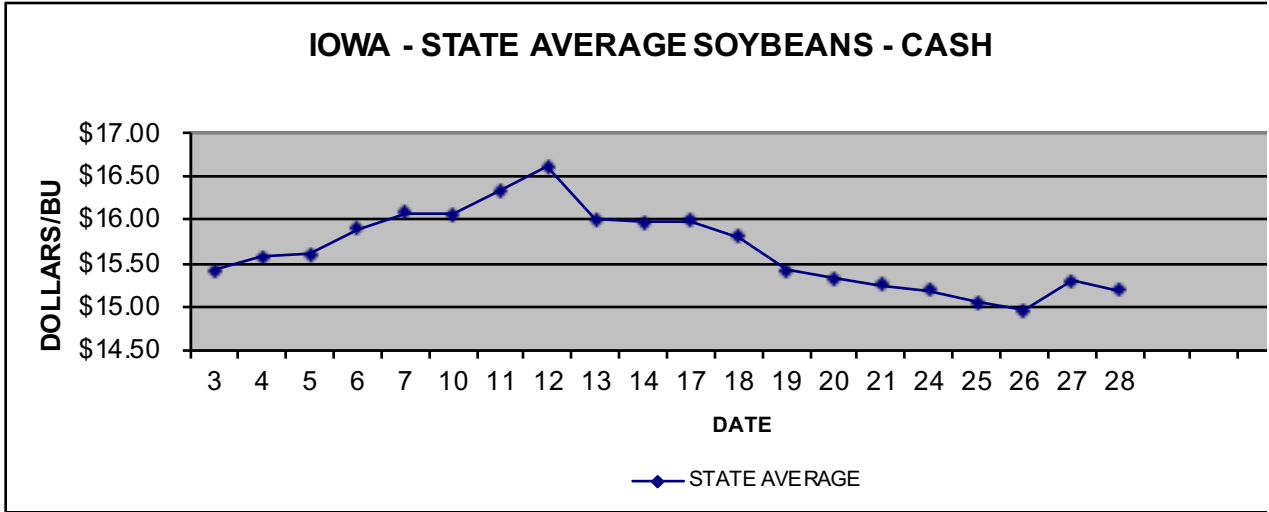
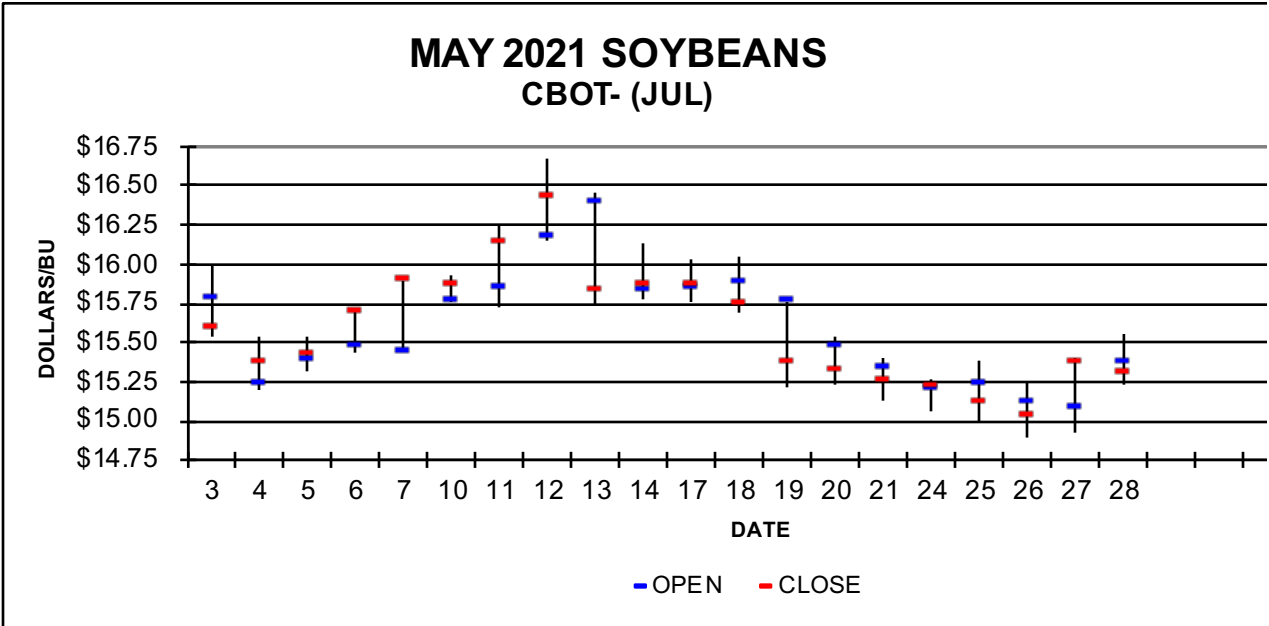
Prepared by Iowa Department of Agriculture and Land Stewardship  
Agricultural Marketing Bureau, Des Moines, Iowa

## IOWA DAILY SOYBEAN BASIS FOR MAY 2021

	NW - I	NC - II	NE - III	SW - IV	SC - V	SE - VI	Basis Average
<b>1</b>							
<b>2</b>							
<b>3</b>	-0.11	-0.21	-0.39	-0.06	-0.03	-0.26	0.18
<b>4</b>	0.25	0.15	-0.04	0.32	0.33	0.11	0.18
<b>5</b>	0.25	0.14	-0.04	0.35	0.33	0.11	0.19
<b>6</b>	0.25	0.15	-0.03	0.34	0.34	0.11	0.19
<b>7</b>	0.26	0.15	-0.03	0.35	0.34	0.03	0.19
<b>8</b>							
<b>9</b>							
<b>10</b>	0.25	0.16	-0.04	0.34	0.34	0.05	0.19
<b>11</b>	0.27	0.15	-0.04	0.35	0.34	0.03	0.19
<b>12</b>	0.27	0.15	-0.03	0.36	0.34	0.02	0.19
<b>13</b>	0.25	0.14	-0.11	0.34	0.32	-0.05	0.16
<b>14</b>	0.21	0.12	-0.10	0.16	0.28	-0.06	0.11
<b>15</b>							
<b>16</b>							
<b>17</b>	0.18	0.11	-0.12	0.32	0.25	-0.11	0.11
<b>18</b>	0.15	0.05	-0.16	0.29	0.15	-0.13	0.07
<b>19</b>	0.11	0.03	-0.23	0.28	0.13	-0.14	0.04
<b>20</b>	0.04	-0.02	-0.25	0.24	0.13	-0.18	0.00
<b>21</b>	0.06	-0.05	-0.26	0.24	0.10	-0.19	-0.01
<b>22</b>							
<b>23</b>							
<b>24</b>	-0.01	-0.06	-0.28	0.19	0.07	-0.20	-0.04
<b>25</b>	-0.03	-0.08	-0.28	0.17	0.07	-0.23	-0.06
<b>26</b>	-0.04	-0.07	-0.29	0.15	0.06	-0.25	-0.07
<b>27</b>	-0.10	-0.13	-0.20	0.14	0.08	-0.20	-0.08
<b>28</b>	-0.11	-0.15	-0.32	0.10	0.02	-0.21	-0.12
<b>29</b>							
<b>30</b>							
<b>31</b>							
Mo Avg	0.12	0.04	-0.16	0.25	0.20	-0.09	0.08

Basis determined by using (MAY) contract.

Prepared by Iowa Department of Agriculture and Land Stewardship  
Agricultural Marketing Bureau, Des Moines, Iowa



Source: Iowa Department of Agriculture and Land Stewardship

## IOWA STATE AVERAGE BEAN PRICES FOR MAY 2021

	NW - I	NC - II	NE - III	SW - IV	SC - V	SE - VI	State Average
<b>1</b>							
<b>2</b>							
<b>3</b>	15.4900	15.3900	15.2100	15.5400	15.5700	15.3400	15.4243
<b>4</b>	15.6300	15.5300	15.3400	15.7000	15.7100	15.4900	15.5673
<b>5</b>	15.6700	15.5600	15.3800	15.7700	15.7500	15.5300	15.6093
<b>6</b>	15.9500	15.8400	15.6700	16.0400	16.0400	15.8000	15.8888
<b>7</b>	16.1600	16.0500	15.8700	16.2500	16.2400	15.9300	16.0860
<b>8</b>							
<b>9</b>							
<b>10</b>	16.1300	16.0300	15.8300	16.2200	16.2200	15.9300	16.0623
<b>11</b>	16.4200	16.3000	16.1100	16.5000	16.4900	16.1800	16.3370
<b>12</b>	16.6900	16.5800	16.4000	16.7900	16.7600	16.4400	16.6139
<b>13</b>	16.0900	15.9800	15.7300	16.1800	16.1600	15.7900	15.9970
<b>14</b>	16.0700	15.9800	15.7600	16.0200	16.1400	15.8000	15.9713
<b>15</b>							
<b>16</b>							
<b>17</b>	16.0500	15.9800	15.7600	16.2000	16.1300	15.7700	15.9892
<b>18</b>	15.8900	15.7900	15.5800	16.0300	15.8900	15.6100	15.8089
<b>19</b>	15.4900	15.4100	15.1500	15.6600	15.5100	15.2400	15.4209
<b>20</b>	15.3700	15.3100	15.0800	15.5700	15.4600	15.1500	15.3282
<b>21</b>	15.3200	15.2100	15.0000	15.5000	15.3600	15.0700	15.2491
<b>22</b>							
<b>23</b>							
<b>24</b>	15.2200	15.1700	14.9500	15.4200	15.3000	15.0300	15.1863
<b>25</b>	15.0900	15.0400	14.8400	15.2900	15.1900	14.8900	15.0596
<b>26</b>	14.9900	14.9600	14.7500	15.1800	15.1000	14.7900	14.9657
<b>27</b>	15.2700	15.2400	15.1700	15.5100	15.4500	15.1700	15.2914
<b>28</b>	15.2000	15.1500	14.9900	15.4000	15.3200	15.1000	15.1898
<b>29</b>							
<b>30</b>							
<b>31</b>							
Mo Avg	15.7095	15.6250	15.4285	15.8385	15.7895	15.5025	15.6523

Prepared by Iowa Department of Agriculture and Land Stewardship  
 Agricultural Marketing Bureau, Des Moines, Iowa

## IOWA STATE AVERAGE CORN PRICES FOR JUNE 2021

	<b>NW - I</b>	<b>NC - II</b>	<b>NE - III</b>	<b>SW - IV</b>	<b>SC - V</b>	<b>SE - VI</b>	<b>State Average</b>
<b>1</b>	7.0800	7.0600	7.0400	7.0500	7.0500	7.0500	7.0574
<b>2</b>	6.9400	6.9100	6.8900	6.9000	6.9100	6.9200	6.9127
<b>3</b>	6.8000	6.7700	6.7500	6.7600	6.7800	6.7700	6.7723
<b>4</b>	6.9900	6.9700	6.9700	6.9400	6.9700	6.9800	6.9715
<b>5</b>							
<b>6</b>							
<b>7</b>	6.9500	6.9300	6.9200	6.8700	6.9000	6.9500	6.9247
<b>8</b>	6.9500	6.9400	6.9200	6.8500	6.9000	6.9600	6.9262
<b>9</b>	7.0600	7.0400	7.0300	6.9500	7.0100	7.0600	7.0309
<b>10</b>	7.1200	7.1200	7.1000	7.0100	7.0900	7.1400	7.1024
<b>11</b>	6.9800	6.9700	6.9500	6.8700	6.9400	6.5900	6.9088
<b>12</b>							
<b>13</b>							
<b>14</b>	6.7300	6.7100	6.6900	6.6200	6.6900	6.6900	6.6953
<b>15</b>	6.8100	6.8000	6.7600	6.7000	6.7800	6.8200	6.7831
<b>16</b>	6.8600	6.8400	6.8200	6.7500	6.8300	6.8700	6.8319
<b>17</b>	6.4600	6.4300	6.4100	6.3600	6.3700	6.4500	6.4213
<b>18</b>	6.8800	6.6400	6.6200	6.5600	6.6200	6.6700	6.6785
<b>19</b>							
<b>20</b>							
<b>21</b>	6.7200	6.6700	6.6600	6.5500	6.6600	6.6900	6.6650
<b>22</b>	6.5300	6.4800	6.5000	6.3800	6.4200	6.6400	6.4951
<b>23</b>	6.5400	6.4500	6.4600	6.3400	6.4000	6.5800	6.4678
<b>24</b>	6.4400	6.3800	6.3900	6.3000	6.3800	6.5200	6.4005
<b>25</b>	6.2500	6.1800	6.2100	6.1200	6.1800	6.3300	6.2098
<b>26</b>							
<b>27</b>							
<b>28</b>	6.5200	6.4600	6.5400	6.1800	6.4500	6.5900	6.4653
<b>29</b>	6.5400	6.4800	6.5900	6.1800	6.4600	6.6400	6.4907
<b>30</b>	6.9300	6.8600	6.8900	6.8000	6.8600	6.9700	6.8852
<b>Mo Avg</b>	6.7764	6.7314	6.7323	6.6382	6.7114	6.7673	6.7317

## IOWA STATE AVERAGE BEAN PRICES FOR JUNE 2021

	NW - I	NC - II	NE - III	SW - IV	SC - V	SE - VI	State Average
<b>1</b>	15.3600	15.3100	15.1500	15.5800	15.4900	15.2800	15.3565
<b>2</b>	15.5000	15.4300	15.2800	15.7000	15.6300	15.4100	15.4856
<b>3</b>	15.3600	15.2800	15.1500	15.5500	15.4700	15.2600	15.3393
<b>4</b>	15.6900	15.5800	15.4700	15.8600	15.7800	15.5900	15.6550
<b>5</b>							
<b>6</b>							
<b>7</b>	15.4900	15.3600	15.2400	15.6900	15.5400	15.3500	15.4411
<b>8</b>	15.6700	15.5700	15.4500	15.8700	15.7200	15.5500	15.6355
<b>9</b>	15.5000	15.4000	15.2500	15.6900	15.5500	15.3300	15.4536
<b>10</b>	15.3100	15.2400	15.0900	15.4700	15.3700	15.1400	15.2719
<b>11</b>	14.9800	14.9300	14.7400	15.0900	15.0300	14.7800	14.9321
<b>12</b>							
<b>13</b>							
<b>14</b>	14.5900	14.4700	14.3500	14.7100	14.6400	14.4000	14.5264
<b>15</b>	14.4300	14.3600	14.2400	14.6200	14.5700	14.3400	14.4189
<b>16</b>	14.2200	14.1300	14.0200	14.4300	14.3800	14.1700	14.2127
<b>17</b>	13.1200	13.0200	12.9100	13.2700	13.1900	12.9800	13.0786
<b>18</b>	13.7300	13.6200	13.5300	13.8900	13.8500	13.6400	13.7005
<b>19</b>							
<b>20</b>							
<b>21</b>	13.8800	13.7800	13.7100	14.0300	14.0300	13.8200	13.8624
<b>22</b>	13.7800	13.5800	13.5100	13.8000	13.6400	13.5800	13.6553
<b>23</b>	13.7100	13.5100	13.4200	13.7200	13.5800	13.4900	13.5797
<b>24</b>	13.5900	13.4000	13.3600	13.5800	13.4800	13.3700	13.4690
<b>25</b>	13.2700	13.0800	13.0200	13.2700	13.1700	12.9200	13.1321
<b>26</b>							
<b>27</b>							
<b>28</b>	13.5100	13.4300	13.2200	13.5300	13.5100	13.2300	13.4185
<b>29</b>	13.5400	13.4700	13.2700	13.5600	13.5400	13.3100	13.4602
<b>30</b>	14.4500	14.3500	14.1700	14.5600	14.4600	14.2200	14.3757
Mo Avg	14.4855	14.3773	14.2523	14.6123	14.5282	14.3255	14.4300

Prepared by Iowa Department of Agriculture and Land Stewardship  
Agricultural Marketing Bureau, Des Moines, Iowa



## IOWA DAILY CORN BASIS FOR JUNE 2021

	<b>NW - I</b>	<b>NC - II</b>	<b>NE - III</b>	<b>SW - IV</b>	<b>SC - V</b>	<b>SE - VI</b>	<b>Basis Average</b>
<b>1</b>	0.19	0.17	0.15	0.16	0.16	0.16	0.17
<b>2</b>	0.19	0.16	0.14	0.15	0.16	0.17	0.16
<b>3</b>	0.18	0.15	0.13	0.14	0.16	0.15	0.15
<b>4</b>	0.16	0.14	0.14	0.11	0.14	0.15	0.14
<b>5</b>							
<b>6</b>							
<b>7</b>	0.16	0.14	0.13	0.08	0.11	0.16	0.13
<b>8</b>	0.15	0.14	0.12	0.05	0.10	0.16	0.13
<b>9</b>	0.15	0.13	0.12	0.04	0.10	0.15	0.12
<b>10</b>	0.13	0.13	0.11	0.02	0.10	0.15	0.11
<b>11</b>	0.14	0.13	0.11	0.03	0.10	-0.26	0.06
<b>12</b>							
<b>13</b>							
<b>14</b>	0.14	0.12	0.10	0.03	0.10	0.10	0.10
<b>15</b>	0.14	0.13	0.09	0.03	0.11	0.15	0.11
<b>16</b>	0.13	0.11	0.09	0.02	0.10	0.14	0.10
<b>17</b>	0.13	0.10	0.08	0.03	0.04	0.12	0.09
<b>18</b>	0.33	0.09	0.07	0.01	0.07	0.12	0.13
<b>19</b>							
<b>20</b>							
<b>21</b>	0.13	0.08	0.07	-0.04	0.07	0.10	0.07
<b>22</b>	-0.07	-0.12	-0.10	-0.22	-0.18	0.04	-0.10
<b>23</b>	-0.10	-0.19	-0.18	-0.30	-0.24	-0.06	-0.17
<b>24</b>	-0.09	-0.15	-0.14	-0.23	-0.15	-0.01	-0.13
<b>25</b>	-0.12	-0.19	-0.16	-0.25	-0.19	-0.04	-0.16
<b>26</b>							
<b>27</b>							
<b>28</b>	-0.24	-0.30	-0.22	-0.58	-0.31	-0.17	-0.29
<b>29</b>	-0.41	-0.47	-0.36	-0.77	-0.49	-0.31	-0.45
<b>30</b>	-0.27	-0.34	-0.31	-0.40	-0.34	-0.23	-0.31
<b>Mo Avg</b>	0.05	0.01	0.01	-0.09	-0.01	0.04	0.01

Basis determined by using (JULY) contract.

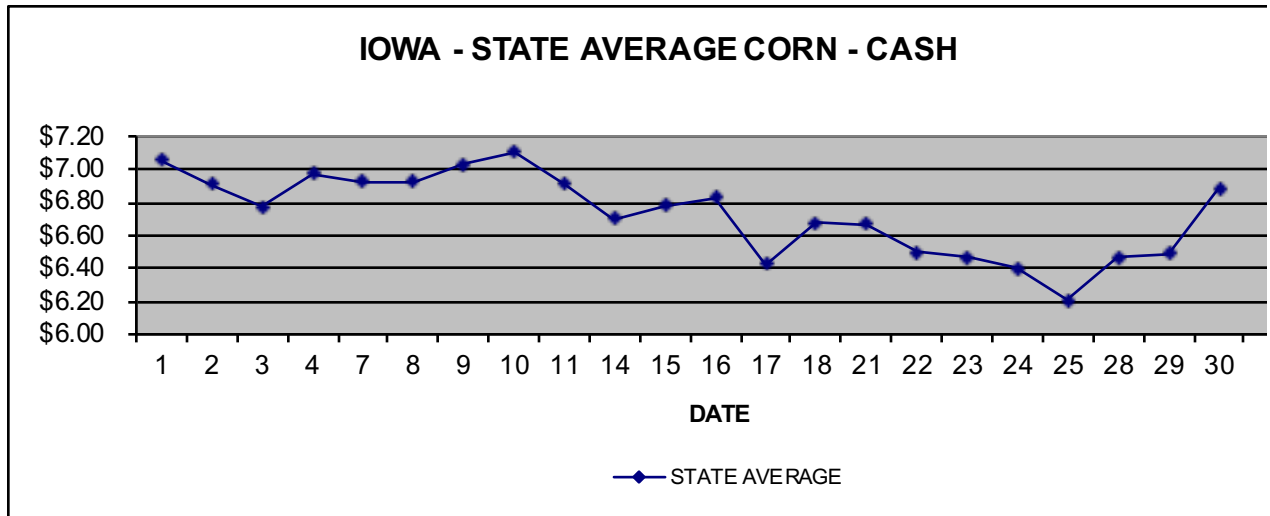
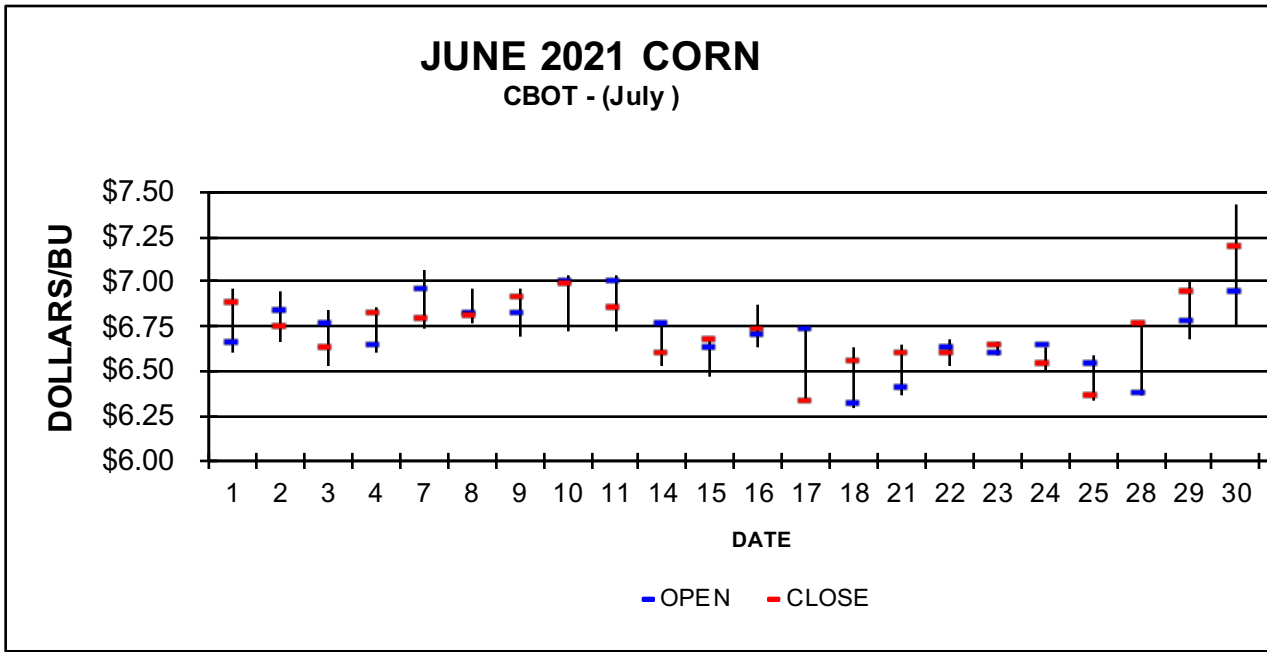
Prepared by Iowa Department of Agriculture and Land Stewardship  
Agricultural Marketing Bureau, Des Moines, Iowa

## IOWA DAILY SOYBEAN BASIS FOR JUNE 2021

	<b>NW - I</b>	<b>NC - II</b>	<b>NE - III</b>	<b>SW - IV</b>	<b>SC - V</b>	<b>SE - VI</b>	<b>Basis Average</b>
<b>1</b>	-0.13	-0.17	-0.33	0.10	0.01	-0.21	-0.13
<b>2</b>	-0.13	-0.20	-0.35	0.07	0.01	-0.22	-0.14
<b>3</b>	-0.13	-0.21	-0.34	0.06	-0.02	-0.23	-0.15
<b>4</b>	-0.15	-0.26	-0.37	0.02	-0.06	-0.25	-0.18
<b>5</b>							
<b>6</b>							
<b>7</b>	-0.11	-0.24	-0.36	0.09	-0.06	-0.25	-0.16
<b>8</b>	-0.23	-0.33	-0.45	-0.03	-0.18	-0.35	-0.16
<b>9</b>	-0.03	-0.13	-0.28	0.16	0.03	-0.20	-0.17
<b>10</b>	0.23	0.15	0.00	0.39	0.28	0.05	-0.17
<b>11</b>	-0.11	-0.16	-0.35	0.00	-0.06	-0.31	-0.15
<b>12</b>							
<b>13</b>							
<b>14</b>	-0.13	-0.25	-0.37	-0.01	-0.08	-0.32	-0.20
<b>15</b>	-0.23	-0.30	-0.42	-0.04	-0.09	-0.32	-0.24
<b>16</b>	-0.26	-0.35	-0.47	-0.05	-0.10	-0.32	-0.27
<b>17</b>	-0.18	-0.28	-0.39	-0.03	-0.11	-0.32	-0.22
<b>18</b>	-0.23	-0.34	-0.43	-0.07	-0.11	-0.32	-0.26
<b>19</b>							
<b>20</b>							
<b>21</b>	-0.27	-0.37	-0.44	-0.12	-0.12	-0.33	-0.29
<b>22</b>	-0.17	-0.37	-0.44	-0.15	-0.31	-0.37	-0.29
<b>23</b>	-0.24	-0.44	-0.53	-0.23	-0.37	-0.46	-0.28
<b>24</b>	-0.12	-0.31	-0.35	-0.13	-0.23	-0.34	-0.24
<b>25</b>	-0.03	-0.22	-0.28	-0.03	-0.13	-0.38	-0.17
<b>26</b>							
<b>27</b>							
<b>28</b>	-0.06	-0.14	-0.35	-0.04	-0.06	-0.34	-0.15
<b>29</b>	-0.06	-0.13	-0.33	-0.04	-0.06	-0.29	-0.14
<b>30</b>	-0.15	-0.25	-0.43	-0.04	-0.14	-0.38	-0.12
<b>Mo Avg</b>	-0.13	-0.24	-0.37	-0.01	-0.09	-0.29	-0.20

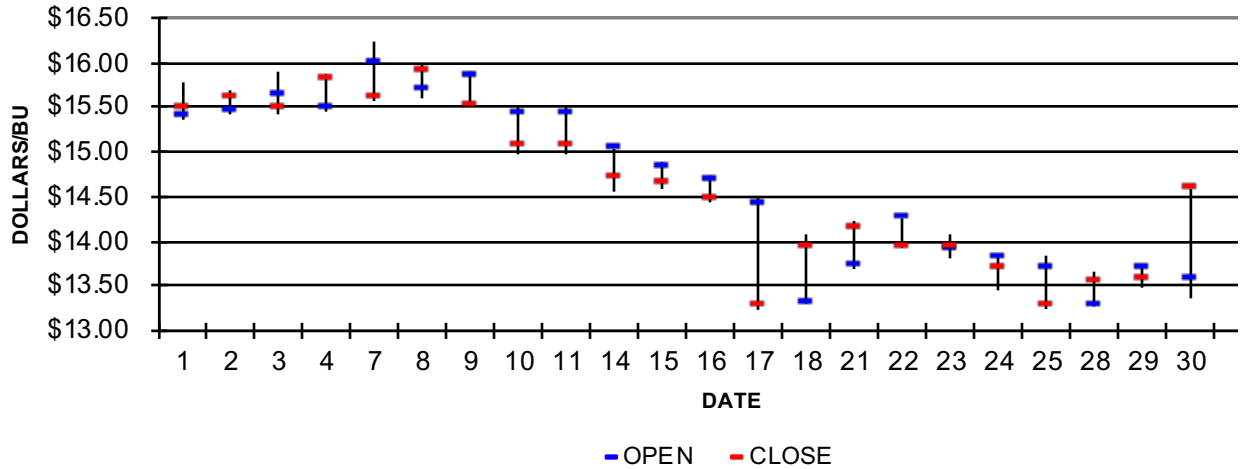
Basis determined by using (JULY) contract.

Prepared by Iowa Department of Agriculture and Land Stewardship  
Agricultural Marketing Bureau, Des Moines, Iowa

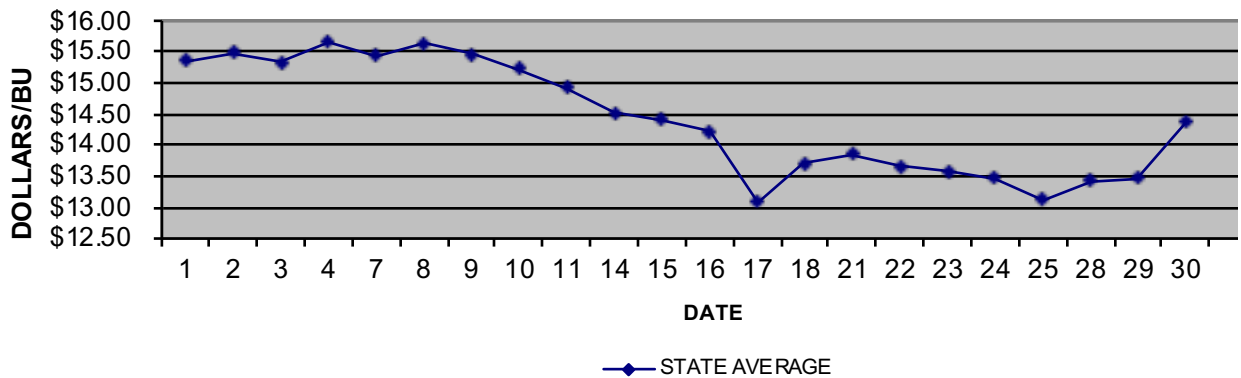


Source: Iowa Department of Agriculture and Land Stewardship

### JUNE 2021 SOYBEANS CBOT- (JUL)



### IOWA - STATE AVERAGE SOYBEANS - CASH



Source: Iowa Department of Agriculture and Land Stewardship

## IOWA STATE AVERAGE CORN PRICES FOR JULY 2021

	NW - I	NC - II	NE - III	SW - IV	SC - V	SE - VI	State Average
<b>1</b>	6.9600	6.8900	6.7300	6.8100	6.8900	6.9800	6.8771
<b>2</b>	6.8500	6.7800	6.5600	6.7100	6.6900	6.8700	6.7506
<b>3</b>							
<b>4</b>							
<b>5</b>							
<b>6</b>	6.4400	6.3700	6.3200	6.2000	6.2900	6.3900	6.3501
<b>7</b>	6.3600	6.2700	6.2000	6.2100	6.2000	6.2200	6.2574
<b>8</b>	6.3000	6.2200	6.1400	6.1800	6.1400	6.1400	6.2018
<b>9</b>	6.2500	6.1500	6.0700	6.1400	6.0800	6.0700	6.1406
<b>10</b>							
<b>11</b>							
<b>12</b>	6.1400	6.3000	6.2200	6.2800	6.2400	6.2300	6.2369
<b>13</b>	6.4700	6.3600	6.2800	6.3400	6.3000	6.2800	6.3523
<b>14</b>	6.6400	6.5200	6.4700	6.5000	6.4700	6.4800	6.5251
<b>15</b>	6.5800	6.4600	6.4400	6.3200	6.4500	6.4700	6.4642
<b>16</b>	6.4500	6.3700	6.3500	6.2900	6.3600	6.4100	6.3769
<b>17</b>							
<b>18</b>							
<b>19</b>	6.4500	6.3700	6.3600	6.3500	6.3500	6.3800	6.3820
<b>20</b>	6.6000	6.5200	6.5700	6.5000	6.5200	6.5800	6.5500
<b>21</b>	6.5800	6.5300	6.4800	6.4900	6.5300	6.6300	6.5384
<b>22</b>	6.4800	6.4200	6.5400	6.4000	6.4700	6.5700	6.4726
<b>23</b>	6.2900	6.2400	6.3600	6.2200	6.2700	6.2200	6.2690
<b>24</b>							
<b>25</b>							
<b>26</b>	6.3200	6.2700	6.3900	6.2400	6.3000	6.4500	6.3211
<b>27</b>	6.3000	6.2500	6.3600	6.2300	6.3200	6.4100	6.3016
<b>28</b>	6.3100	6.2500	6.3900	6.2400	6.3100	6.4400	6.3129
<b>29</b>	6.3400	6.3200	6.4800	6.3400	6.4000	6.5300	6.3858
<b>30</b>	6.2400	6.2100	6.3700	6.2400	6.3100	6.4300	6.2820
<b>31</b>							
Mo Avg	6.4452	6.3843	6.3848	6.3443	6.3757	6.4371	6.3975

## IOWA STATE AVERAGE BEAN PRICES FOR JULY 2021

	<b>NW - I</b>	<b>NC - II</b>	<b>NE - III</b>	<b>SW - IV</b>	<b>SC - V</b>	<b>SE - VI</b>	<b>State Average</b>
<b>1</b>	14.4400	14.3500	14.2100	14.5600	14.4400	14.1800	14.3713
<b>2</b>	14.4700	14.4200	14.2100	14.5900	14.4800	14.2200	14.4104
<b>3</b>							
<b>4</b>							
<b>5</b>							
<b>6</b>	13.5900	13.5000	13.3300	13.7200	13.5800	13.3600	13.5219
<b>7</b>	13.8100	13.7200	13.5600	13.9500	13.8000	13.5600	13.7420
<b>8</b>	13.8200	13.7000	13.5500	13.9200	13.7900	13.5400	13.7295
<b>9</b>	13.9500	13.8400	13.7600	14.0800	13.9300	13.6890	13.8804
<b>10</b>							
<b>11</b>							
<b>12</b>	14.2000	14.1100	13.9400	14.3300	14.1900	13.9200	14.1254
<b>13</b>	14.3500	14.2200	14.0600	14.4500	14.3000	14.0300	14.2471
<b>14</b>	14.7500	14.5900	14.4400	14.8200	14.6500	14.4000	14.6230
<b>15</b>	14.6800	14.4900	14.3700	14.7100	14.6700	14.3800	14.5548
<b>16</b>	14.8000	14.5700	14.4500	14.7900	14.7500	14.5000	14.6490
<b>17</b>							
<b>18</b>							
<b>19</b>	14.6900	14.3500	14.1300	14.5400	14.5000	14.2300	14.4266
<b>20</b>	14.5700	14.5100	14.2800	14.6400	14.5700	14.3400	14.4979
<b>21</b>	14.5600	14.5100	14.4500	14.6400	14.5500	14.3100	14.5114
<b>22</b>	14.1900	14.1300	14.0500	14.3500	14.2600	14.0600	14.1709
<b>23</b>	13.9800	13.9600	13.9000	14.1600	14.1000	13.8900	13.9926
<b>24</b>							
<b>25</b>							
<b>26</b>	13.9700	13.9500	13.8700	14.2200	14.0900	13.7800	13.9776
<b>27</b>	13.9600	13.9600	13.9500	14.1900	14.0700	13.8500	13.9907
<b>28</b>	13.9600	13.9600	13.9700	14.1700	14.0700	13.9700	14.0058
<b>29</b>	14.1100	14.0900	14.0500	14.3100	14.2300	14.0800	14.1359
<b>30</b>	13.8200	13.8000	13.7800	13.9800	13.8800	13.7500	13.8310
<b>31</b>							
Mo Avg	14.2224	14.1300	14.0148	14.3390	14.2333	14.0019	14.1617

## IOWA DAILY CORN BASIS FOR JULY 2021

	<b>NW - I</b>	<b>NC - II</b>	<b>NE - III</b>	<b>SW - IV</b>	<b>SC - V</b>	<b>SE - VI</b>	<b>Basis Average</b>
<b>1</b>	0.94	0.87	0.71	0.79	0.87	0.96	0.86
<b>2</b>	0.93	0.86	0.64	0.79	0.77	0.95	0.83
<b>3</b>							
<b>4</b>							
<b>5</b>							
<b>6</b>	0.92	0.85	0.80	0.68	0.77	0.87	0.83
<b>7</b>	0.93	0.84	0.77	0.78	0.77	0.79	0.83
<b>8</b>	0.93	0.85	0.77	0.81	0.77	0.77	0.83
<b>9</b>	0.96	0.86	0.78	0.85	0.79	0.78	0.85
<b>10</b>							
<b>11</b>							
<b>12</b>	0.69	0.85	0.77	0.83	0.79	0.78	0.79
<b>13</b>	0.96	0.85	0.77	0.83	0.79	0.77	0.84
<b>14</b>	0.96	0.84	0.79	0.82	0.79	0.80	0.84
<b>15</b>	0.94	0.82	0.80	0.68	0.81	0.83	0.82
<b>16</b>	0.89	0.81	0.79	0.73	0.80	0.85	0.82
<b>17</b>							
<b>18</b>							
<b>19</b>	0.89	0.81	0.80	0.79	0.79	0.82	0.82
<b>20</b>	0.88	0.80	0.85	0.78	0.80	0.86	0.83
<b>21</b>	0.86	0.81	0.76	0.77	0.81	0.91	0.82
<b>22</b>	0.84	0.78	0.90	0.76	0.83	0.93	0.83
<b>23</b>	0.82	0.77	0.89	0.75	0.80	0.75	0.80
<b>24</b>							
<b>25</b>							
<b>26</b>	0.82	0.77	0.89	0.74	0.80	0.95	0.82
<b>27</b>	0.81	0.76	0.87	0.74	0.83	0.92	0.81
<b>28</b>	0.82	0.76	0.90	0.75	0.82	0.95	0.82
<b>29</b>	0.66	0.64	0.80	0.66	0.72	0.85	0.81
<b>30</b>	0.77	0.74	0.90	0.77	0.84	0.96	0.81
<b>31</b>							
<b>Mo Avg</b>	0.87	0.81	0.81	0.77	0.80	0.86	0.82

Basis determined by using (SEP) contract.

Prepared by Iowa Department of Agriculture and Land Stewardship  
Agricultural Marketing Bureau, Des Moines, Iowa

## IOWA DAILY SOYBEAN BASIS FOR JULY 2021

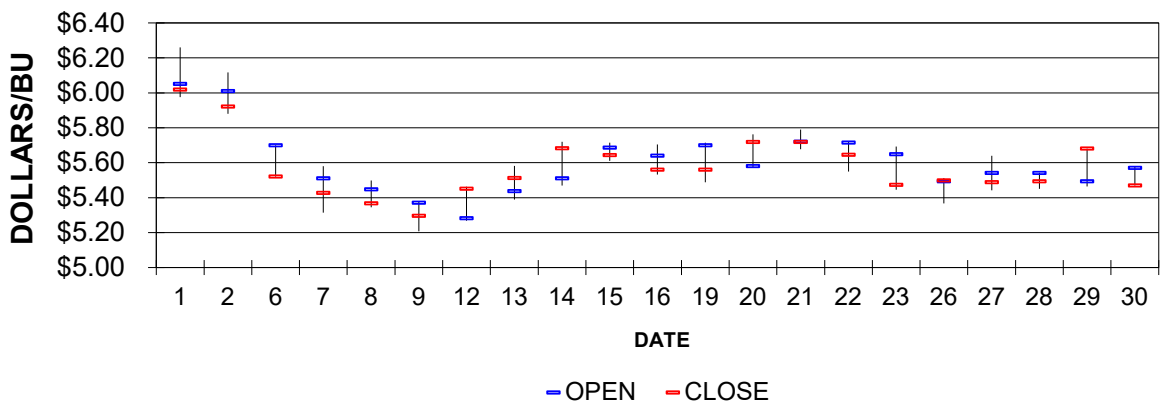
	<b>NW - I</b>	<b>NC - II</b>	<b>NE - III</b>	<b>SW - IV</b>	<b>SC - V</b>	<b>SE - VI</b>	<b>Basis Average</b>
<b>1</b>	0.14	0.05	-0.09	0.26	0.14	-0.12	0.07
<b>2</b>	0.14	0.09	-0.12	0.26	0.15	-0.11	0.08
<b>3</b>							
<b>4</b>							
<b>5</b>							
<b>6</b>	0.15	0.06	-0.11	0.28	0.14	-0.08	0.08
<b>7</b>	0.15	0.06	-0.10	0.29	0.14	-0.10	0.07
<b>8</b>	0.17	0.05	-0.10	0.27	0.14	-0.11	0.08
<b>9</b>	0.16	0.05	-0.03	0.29	0.14	-0.10	0.09
<b>10</b>							
<b>11</b>							
<b>12</b>	0.16	0.07	-0.10	0.29	0.15	-0.12	0.08
<b>13</b>	0.20	0.07	-0.09	0.30	0.15	-0.12	0.10
<b>14</b>	0.22	0.06	-0.09	0.29	0.12	-0.13	0.09
<b>15</b>	0.21	0.02	-0.11	0.24	0.20	-0.09	0.08
<b>16</b>	0.25	0.02	-0.10	0.24	0.20	-0.05	0.10
<b>17</b>							
<b>18</b>							
<b>19</b>	0.41	0.07	-0.15	0.26	0.22	-0.05	0.15
<b>20</b>	0.14	0.07	-0.16	0.21	0.14	-0.10	0.06
<b>21</b>	0.17	0.12	0.06	0.25	0.16	-0.08	0.12
<b>22</b>	0.03	-0.03	-0.11	0.19	0.10	-0.10	0.01
<b>23</b>	-0.03	-0.05	-0.11	0.15	0.09	-0.12	-0.02
<b>24</b>							
<b>25</b>							
<b>26</b>	-0.16	-0.18	-0.26	0.09	-0.04	-0.35	-0.15
<b>27</b>	-0.22	-0.22	-0.23	0.01	-0.11	-0.33	-0.19
<b>28</b>	-0.36	-0.36	-0.35	-0.15	-0.25	-0.35	-0.31
<b>29</b>	-0.23	-0.25	-0.29	-0.03	-0.11	-0.26	-0.21
<b>30</b>	-0.33	-0.35	-0.37	-0.17	-0.27	-0.40	-0.32
<b>31</b>							
<b>Mo Avg</b>	0.06	-0.03	-0.14	0.18	0.08	-0.16	0.00

Basis determined by using (AUG) contract.

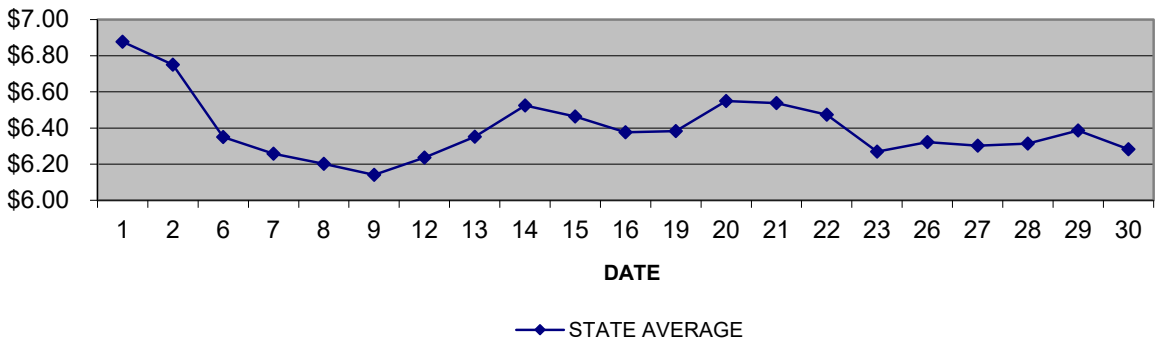
Prepared by Iowa Department of Agriculture and Land Stewardship  
Agricultural Marketing Bureau, Des Moines, Iowa



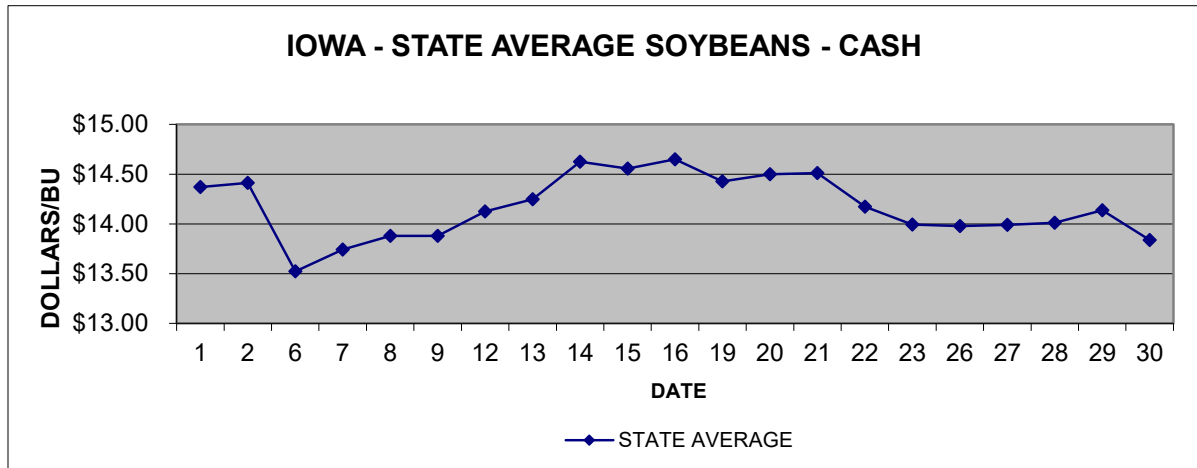
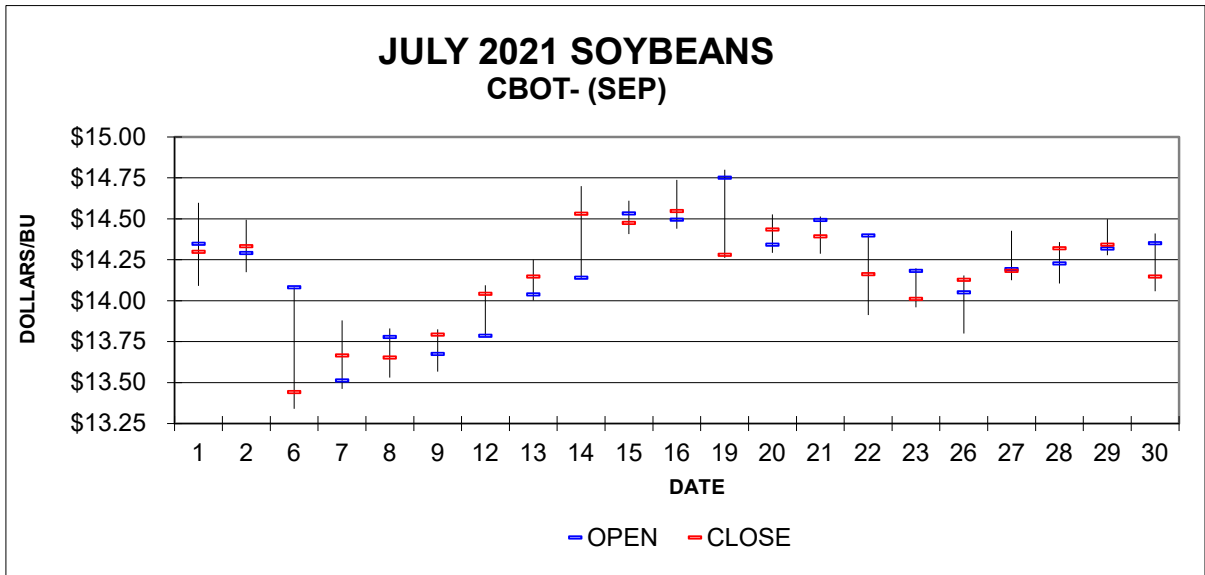
### JULY 2021 CORN CBOT - (AUG)



### IOWA - STATE AVERAGE CORN - CASH



Source: Iowa Department of Agriculture and Land Stewardship



Source: Iowa Department of Agriculture and Land Stewardship

## IOWA STATE AVERAGE CORN PRICES FOR AUGUST 2021

	NW - I	NC - II	NE - III	SW - IV	SC - V	SE - VI	State Average
<b>1</b>							
<b>2</b>	6.3400	6.3300	6.4800	6.3300	6.4200	6.6100	6.3984
<b>3</b>	6.2600	6.2900	6.3400	6.2400	6.3900	6.5400	6.3235
<b>4</b>	6.2300	6.2400	6.2900	6.2000	6.3300	6.4800	6.2770
<b>5</b>	6.3300	6.3600	6.4000	6.3000	6.4300	6.5500	6.3810
<b>6</b>	6.3200	6.3400	6.3800	6.2900	6.4100	6.5000	6.3609
<b>7</b>							
<b>8</b>							
<b>9</b>	6.2900	6.2900	6.3500	6.2200	6.3300	6.4300	6.3112
<b>10</b>	6.2800	6.2800	6.3400	6.2300	6.1800	6.3500	6.2842
<b>11</b>	6.3600	6.3800	6.3800	6.2700	6.3400	6.3500	6.3550
<b>12</b>	6.4400	6.4700	6.4700	6.3400	6.3600	6.3500	6.4241
<b>13</b>	6.4500	6.4700	6.4800	6.3700	6.3700	6.3600	6.4338
<b>14</b>							
<b>15</b>							
<b>16</b>	6.4100	6.4400	6.4100	6.3000	6.3400	6.3300	6.3896
<b>17</b>	6.3400	6.3700	6.3500	6.2200	6.2400	6.2600	6.3176
<b>18</b>	6.3900	6.4100	6.3600	6.2400	6.3400	6.2600	6.3521
<b>19</b>	6.2800	6.2700	6.1800	6.1100	6.1800	6.1000	6.2087
<b>20</b>	6.1600	6.1600	6.0900	6.0200	6.0200	6.0200	6.1021
<b>21</b>							
<b>22</b>							
<b>23</b>	6.1700	6.1500	6.0400	6.0000	5.9700	5.9900	12.6148
<b>24</b>	6.2300	6.2100	6.0800	6.0200	6.0200	6.0100	6.1284
<b>25</b>	6.3000	6.2200	6.0900	6.0300	6.1100	6.0800	6.1645
<b>26</b>	6.1800	6.1300	6.0500	5.9700	6.1000	6.0900	6.0990
<b>27</b>	6.2400	6.1600	6.0700	5.9800	6.1400	6.1300	6.1330
<b>28</b>							
<b>29</b>							
<b>30</b>	5.9900	5.9400	5.8600	5.7600	5.9400	5.9800	5.9183
<b>31</b>	5.9300	5.8700	5.8100	5.7100	5.9000	5.8600	5.8530
Mo Avg	6.2691	6.2627	6.2409	6.1432	6.2209	6.2559	6.5377

## IOWA STATE AVERAGE BEAN PRICES FOR AUGUST 2021

	NW - I	NC - II	NE - III	SW - IV	SC - V	SE - VI	State Average
<b>1</b>							
<b>2</b>	13.8300	13.8000	13.7800	14.0000	13.9200	13.8100	13.8482
<b>3</b>	13.4800	13.4500	13.5200	13.6000	13.5800	13.6400	13.5266
<b>4</b>	13.5200	13.5100	13.5900	13.6600	13.6400	13.6900	13.5821
<b>5</b>	13.5500	13.5300	13.5900	13.6600	13.6400	13.7400	13.6006
<b>6</b>	13.5900	13.5900	13.6700	13.7100	13.7300	13.8100	13.6615
<b>7</b>							
<b>8</b>							
<b>9</b>	13.4900	13.5200	13.5900	13.6200	13.6600	13.7900	13.5870
<b>10</b>	13.5500	13.5800	13.6500	13.6900	13.6500	13.8000	13.6348
<b>11</b>	13.5300	13.5300	13.4700	13.6300	13.4900	13.7900	13.5672
<b>12</b>	13.3100	13.3800	13.4100	13.4100	13.2700	13.6000	13.3900
<b>13</b>	13.4200	13.4200	13.5500	13.5400	13.4000	13.6600	13.4839
<b>14</b>							
<b>15</b>							
<b>16</b>	13.4400	13.4600	13.5700	13.5100	13.4400	13.6900	13.5050
<b>17</b>	13.3700	13.3600	13.4400	13.4100	13.3800	13.6000	13.4133
<b>18</b>	13.2500	13.2200	13.3200	13.2800	13.2300	13.4900	13.2847
<b>19</b>	12.8400	12.8300	12.9300	12.8400	12.8700	13.0700	12.8819
<b>20</b>	12.5400	12.5700	12.6900	12.6100	12.5700	12.8300	12.6185
<b>21</b>							
<b>22</b>							
<b>23</b>	12.5600	12.5900	12.7300	12.5600	12.5900	12.7300	12.6148
<b>24</b>	12.9500	13.0000	13.0900	12.9800	12.9500	13.2700	13.0272
<b>25</b>	12.9600	12.9700	13.1100	12.9900	12.9700	13.2700	13.0277
<b>26</b>	12.8800	12.8400	12.9500	12.9200	12.8400	13.0500	12.9024
<b>27</b>	12.8500	12.7400	12.9300	12.8000	12.8200	13.0900	12.8517
<b>28</b>							
<b>29</b>							
<b>30</b>	12.6500	12.6800	12.7300	12.6600	12.6900	12.9000	12.7063
<b>31</b>	12.5500	12.5500	12.6100	12.6000	12.5700	12.5600	12.5686
Mo Avg	13.1868	13.1873	13.2691	13.2582	13.2227	13.4036	13.2402

## IOWA DAILY CORN BASIS FOR AUGUST 2021

	NW - I	NC - II	NE - III	SW - IV	SC - V	SE - VI	Basis Average
<b>1</b>							
<b>2</b>	0.75	0.74	0.89	0.74	0.83	1.02	0.81
<b>3</b>	0.76	0.79	0.84	0.74	0.89	1.04	0.82
<b>4</b>	0.77	0.78	0.83	0.74	0.87	1.02	0.82
<b>5</b>	0.77	0.80	0.84	0.74	0.87	0.99	0.82
<b>6</b>	0.77	0.79	0.83	0.74	0.86	0.95	0.81
<b>7</b>							
<b>8</b>							
<b>9</b>	0.79	0.79	0.85	0.72	0.83	0.93	0.81
<b>10</b>	0.79	0.79	0.85	0.74	0.69	0.86	0.79
<b>11</b>	0.80	0.82	0.82	0.71	0.78	0.79	0.79
<b>12</b>	0.77	0.80	0.80	0.67	0.69	0.68	0.75
<b>13</b>	0.77	0.79	0.80	0.69	0.69	0.68	0.75
<b>14</b>							
<b>15</b>							
<b>16</b>	0.76	0.79	0.76	0.65	0.69	0.68	0.74
<b>17</b>	0.76	0.79	0.77	0.64	0.66	0.68	0.74
<b>18</b>	0.77	0.79	0.74	0.62	0.72	0.64	0.73
<b>19</b>	0.78	0.77	0.68	0.61	0.68	0.60	0.71
<b>20</b>	0.77	0.77	0.70	0.63	0.63	0.63	0.71
<b>21</b>							
<b>22</b>							
<b>23</b>	0.79	0.77	0.66	0.62	0.59	0.61	-0.33
<b>24</b>	0.79	0.77	0.64	0.57	0.57	0.57	0.68
<b>25</b>	0.79	0.71	0.58	0.52	0.60	0.57	0.65
<b>26</b>	0.65	0.60	0.52	0.44	0.57	0.56	0.57
<b>27</b>	0.66	0.58	0.49	0.40	0.56	0.55	0.55
<b>28</b>							
<b>29</b>							
<b>30</b>	0.59	0.54	0.46	0.36	0.54	0.58	0.52
<b>31</b>	0.59	0.53	0.47	0.37	0.56	0.52	0.51
<b>Mo Avg</b>	0.75	0.74	0.72	0.62	0.70	0.73	0.67

Basis determined by using (SEP) contract.

Prepared by Iowa Department of Agriculture and Land Stewardship  
Agricultural Marketing Bureau, Des Moines, Iowa

## IOWA DAILY SOYBEAN BASIS FOR AUGUST 2021

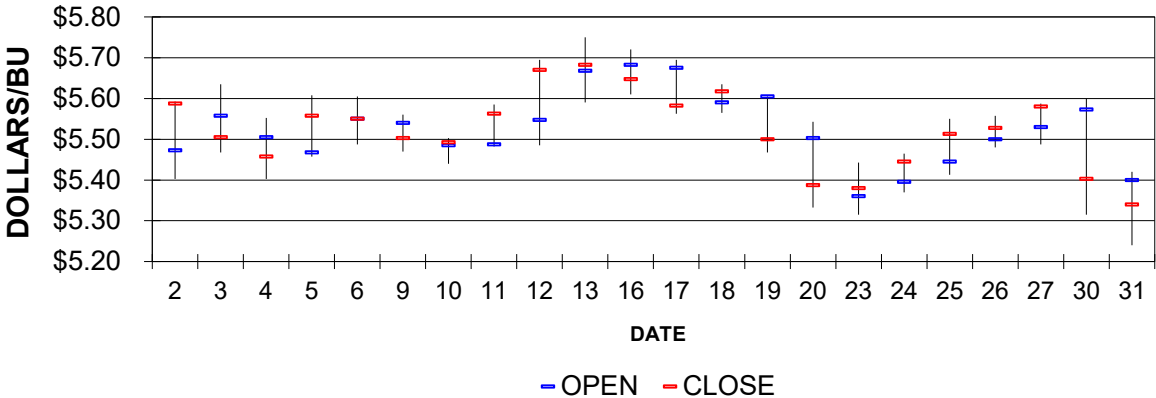
	NW - I	NC - II	NE - III	SW - IV	SC - V	SE - VI	Basis Average
<b>1</b>							
<b>2</b>	0.27	0.24	0.22	0.44	0.36	0.25	0.29
<b>3</b>	0.24	0.21	0.28	0.36	0.34	0.40	0.29
<b>4</b>	0.20	0.19	0.27	0.34	0.32	0.37	0.32
<b>5</b>	0.19	0.17	0.23	0.30	0.28	0.38	0.24
<b>6</b>	0.15	0.15	0.23	0.27	0.29	0.37	0.22
<b>7</b>							
<b>8</b>							
<b>9</b>	0.08	0.11	0.18	0.21	0.25	0.38	0.17
<b>10</b>	0.07	0.10	0.17	0.21	0.17	0.32	0.27
<b>11</b>	0.06	0.06	0.00	0.16	0.02	0.32	0.10
<b>12</b>	-0.16	-0.09	-0.06	-0.06	-0.20	0.13	-0.08
<b>13</b>	-0.31	-0.31	-0.18	-0.19	-0.33	-0.07	-0.25
<b>14</b>							
<b>15</b>							
<b>16</b>	-0.24	-0.22	-0.11	-0.17	-0.24	0.01	-0.28
<b>17</b>	-0.32	-0.33	-0.25	-0.28	-0.31	-0.09	-0.28
<b>18</b>	-0.33	-0.36	-0.26	-0.30	-0.35	-0.09	-0.30
<b>19</b>	-0.39	-0.40	-0.30	-0.39	-0.36	-0.16	-0.35
<b>20</b>	-0.40	-0.37	-0.25	-0.33	-0.37	-0.11	-0.32
<b>21</b>							
<b>22</b>							
<b>23</b>	-0.38	-0.35	-0.21	-0.38	-0.35	-0.21	-0.33
<b>24</b>	-0.42	-0.37	-0.28	-0.39	-0.42	-0.10	-0.34
<b>25</b>	-0.50	-0.49	-0.35	-0.47	-0.49	-0.19	-0.43
<b>26</b>	-0.80	-0.84	-0.73	-0.76	-0.84	-0.63	-0.77
<b>27</b>	-0.74	-0.85	-0.66	-0.79	-0.77	-0.50	-0.74
<b>28</b>							
<b>29</b>							
<b>30</b>	-0.40	-0.37	-0.32	-0.39	-0.36	-0.15	-0.34
<b>31</b>	-0.44	-0.44	-0.38	-0.39	-0.42	-0.43	-0.42
Mo Avg	-0.21	-0.21	-0.13	-0.14	-0.17	0.01	-0.15

Basis determined by using (SEP) contract.

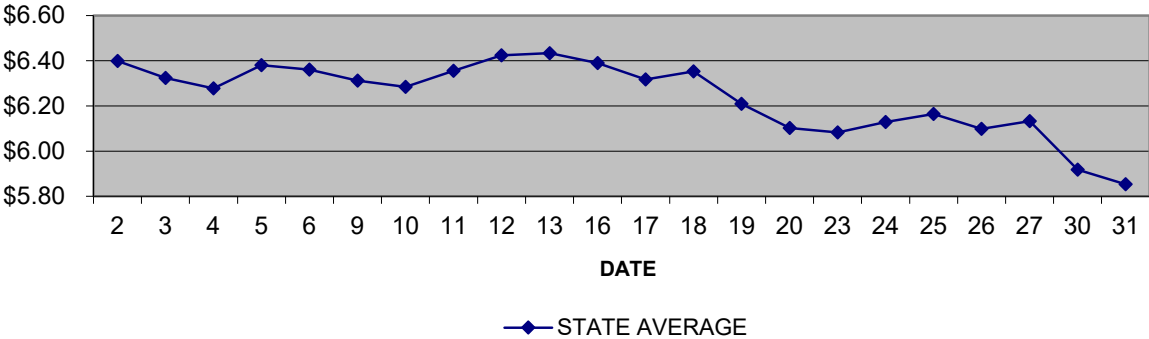
Prepared by Iowa Department of Agriculture and Land Stewardship  
Agricultural Marketing Bureau, Des Moines, Iowa

### AUGUST 2021 CORN

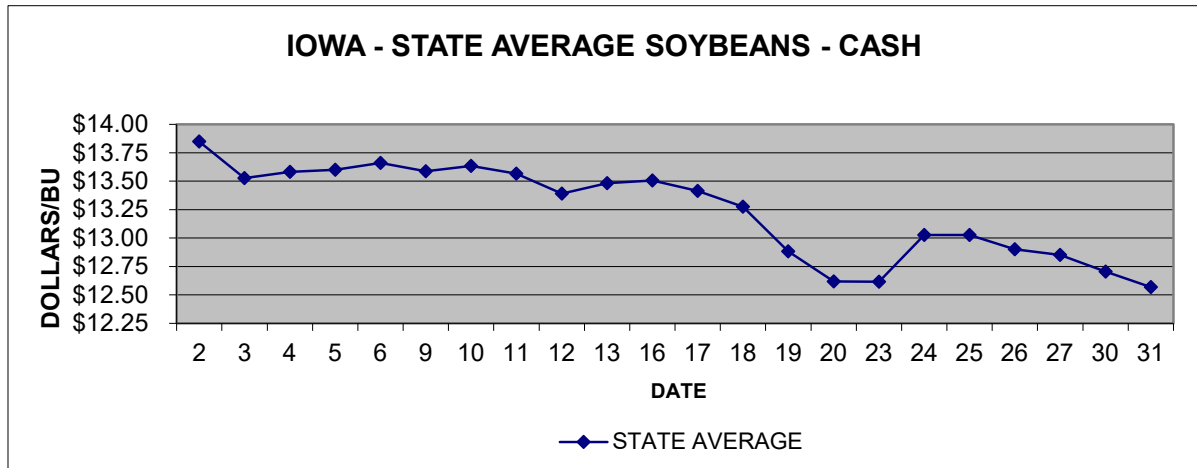
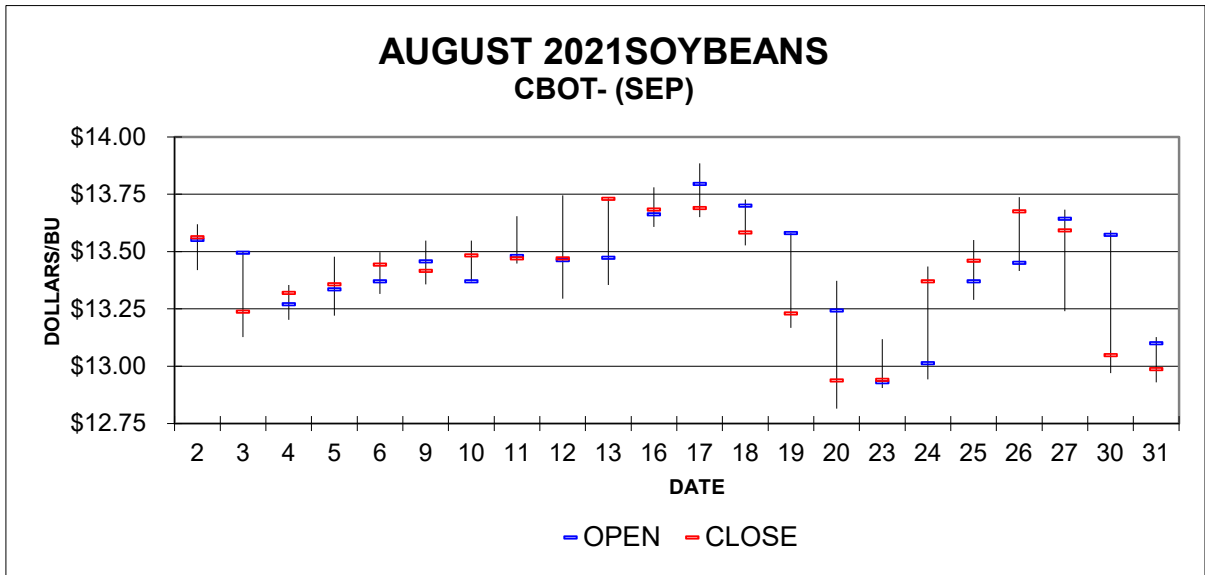
CBOT - (SEP)



### IOWA - STATE AVERAGE CORN - CASH

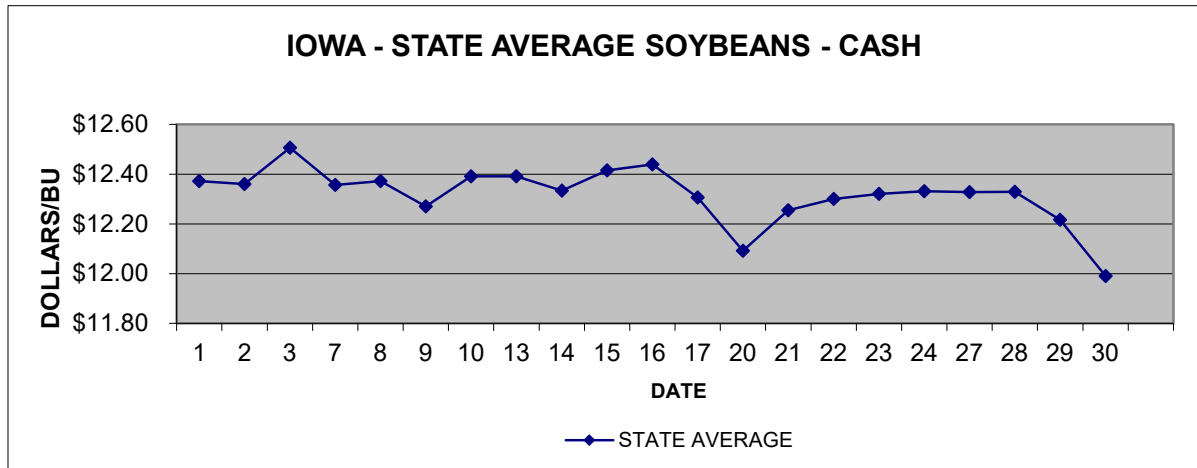
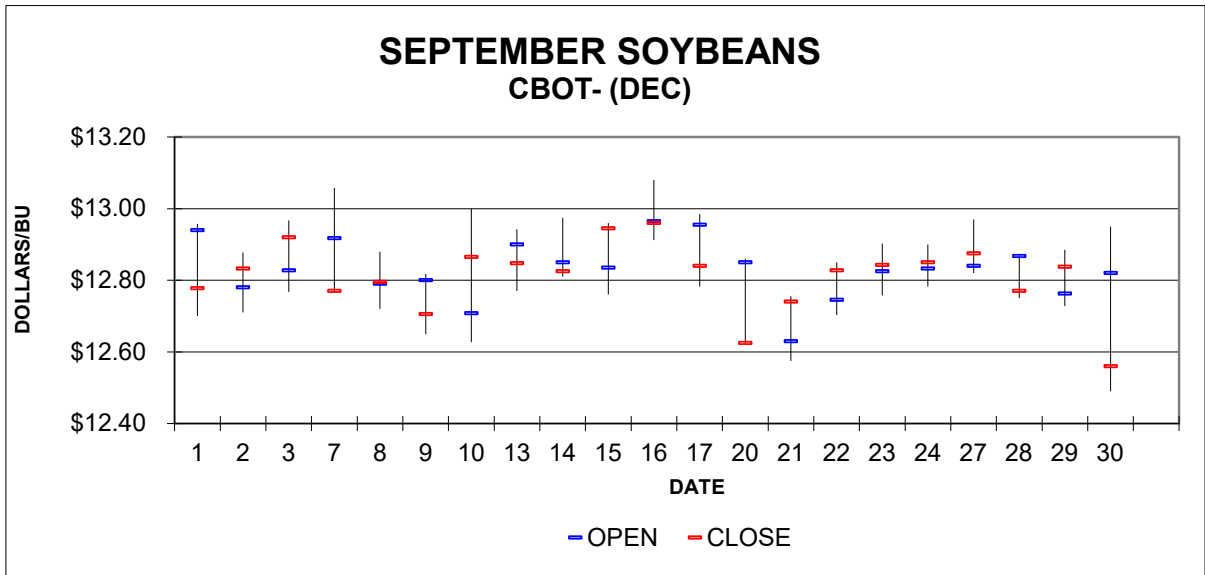


Source: Iowa Department of Agriculture and Land Stewardship



Source: Iowa Department of Agriculture and Land Stewardship





Source: Iowa Department of Agriculture and Land Stewardship

## IOWA STATE AVERAGE CORN PRICES FOR SEPTEMBER 2021

	NW - I	NC - II	NE - III	SW - IV	SC - V	SE - VI	State Average
<b>1</b>	5.7000	5.7200	5.6700	5.5000	5.7200	5.7600	5.6838
<b>2</b>	5.6400	5.7400	5.7000	5.5100	5.7400	5.7900	5.6886
<b>3</b>	5.6300	5.7300	5.5700	5.4800	5.5100	5.7300	5.6314
<b>4</b>							
<b>5</b>							
<b>6</b>							
<b>7</b>	5.4900	5.5900	5.4900	5.3500	5.5200	5.6000	5.5165
<b>8</b>	5.4600	5.5600	5.5400	5.3400	5.5100	5.4400	5.4894
<b>9</b>	5.3200	5.5500	5.5400	5.2300	5.5100	5.5100	5.4514
<b>10</b>	5.6300	5.7200	5.6200	5.2600	5.5500	5.6500	5.6030
<b>11</b>							
<b>12</b>							
<b>13</b>	5.4300	5.4100	5.3300	5.2400	5.1400	5.3000	5.3437
<b>14</b>	5.5000	5.4800	5.4000	5.3100	5.2100	5.3400	5.4101
<b>15</b>	5.6400	5.5600	5.4100	5.4100	5.3000	5.3400	5.4845
<b>16</b>	5.6000	5.4600	5.3000	5.2600	5.1400	5.2400	5.3840
<b>17</b>	5.3700	5.3800	5.2500	5.2400	5.1100	5.2100	5.2954
<b>18</b>							
<b>19</b>							
<b>20</b>	5.5200	5.3200	5.1300	5.1400	4.9700	5.0800	5.2491
<b>21</b>	5.4100	5.2300	5.0900	5.0700	4.9200	4.9400	5.1636
<b>22</b>	5.5000	5.3200	5.1700	5.1500	5.0100	5.0300	5.2506
<b>23</b>	5.2611	5.1975	5.2013	5.1492	5.0039	5.0454	5.1717
<b>24</b>	5.1900	5.0900	5.1800	5.0600	4.9800	5.0300	5.1068
<b>25</b>							
<b>26</b>							
<b>27</b>	5.2600	5.2000	5.1800	5.1800	5.1100	5.1400	5.1922
<b>28</b>	5.2000	5.1000	5.1300	5.1000	5.0400	5.0700	5.1178
<b>29</b>	5.2500	5.1700	5.2200	5.1400	5.1100	5.1300	5.1821
<b>30</b>	5.2100	5.1400	5.2000	5.0700	5.0800	5.0700	5.1431
Mo Avg	5.4386	5.4127	5.3486	5.2471	5.2469	5.3069	5.3599

## IOWA STATE AVERAGE BEAN PRICES FOR SEPTEMBER 2021

	NW - I	NC - II	NE - III	SW - IV	SC - V	SE - VI	State Average
<b>1</b>	12.3500	12.3700	12.3300	12.4200	12.4400	12.3400	12.3714
<b>2</b>	12.1500	12.4600	12.3000	12.5000	12.5000	12.3000	12.3598
<b>3</b>	12.5000	12.5600	12.4100	12.5900	12.5200	12.3900	12.5058
<b>4</b>							
<b>5</b>							
<b>6</b>							
<b>7</b>	12.3500	12.3600	12.3100	12.4400	12.4400	12.2400	12.3562
<b>8</b>	12.3800	12.3800	12.3100	12.4100	12.3900	12.3400	12.3715
<b>9</b>	12.2900	12.2800	12.1500	12.3300	12.3000	12.2400	12.2701
<b>10</b>	12.4400	12.3900	12.2100	12.4700	12.4100	12.3800	12.3911
<b>11</b>							
<b>12</b>							
<b>13</b>	12.3300	12.2900	12.2200	12.4000	12.2800	12.3000	12.3069
<b>14</b>	12.3100	12.2700	12.2000	12.4000	12.5800	12.3600	12.3336
<b>15</b>	12.4400	12.4100	12.3200	12.5300	12.3700	12.3800	12.4154
<b>16</b>	12.4600	12.4900	12.3300	12.4900	12.3900	12.3900	12.4395
<b>17</b>	12.3500	12.3100	12.2100	12.3800	12.2800	12.2500	12.3059
<b>18</b>							
<b>19</b>							
<b>20</b>	12.1500	12.0900	12.0100	12.1700	12.0500	12.0200	12.0921
<b>21</b>	12.2800	12.2200	12.1300	12.3200	12.1800	12.1600	12.2251
<b>22</b>	12.3700	12.3000	12.1400	12.4100	12.2600	12.2400	12.2999
<b>23</b>	12.3996	12.3185	12.2581	12.3508	12.2654	12.2596	12.3206
<b>24</b>	12.4100	12.3250	12.2600	12.3600	12.3000	12.2700	12.3312
<b>25</b>							
<b>26</b>							
<b>27</b>	12.4200	12.3500	12.2200	12.3200	12.3200	12.2500	12.3284
<b>28</b>	12.3300	12.2400	12.1100	12.2200	12.1400	12.1300	12.2158
<b>29</b>	12.3900	12.3100	12.1700	12.2900	12.2100	12.1600	12.2771
<b>30</b>	12.1000	12.0100	11.9100	12.0000	11.9300	11.8800	11.9906
Mo Avg	12.3428	12.3206	12.2147	12.3715	12.3122	12.2514	12.3099

## IOWA DAILY CORN BASIS FOR SEPTEMBER 2021

	<b>NW - I</b>	<b>NC - II</b>	<b>NE - III</b>	<b>SW - IV</b>	<b>SC - V</b>	<b>SE - VI</b>	<b>Basis Average</b>
<b>1</b>	0.47	0.49	0.44	0.27	0.49	0.53	0.46
<b>2</b>	0.39	0.49	0.45	0.26	0.49	0.54	0.43
<b>3</b>	0.39	0.49	0.33	0.24	0.27	0.49	0.39
<b>4</b>							
<b>5</b>							
<b>6</b>							
<b>7</b>	0.38	0.48	0.38	0.24	0.41	0.49	0.41
<b>8</b>	0.36	0.46	0.44	0.24	0.41	0.34	0.39
<b>9</b>	0.22	0.45	0.44	0.13	0.41	0.41	0.35
<b>10</b>	0.46	0.55	0.45	0.09	0.38	0.48	0.43
<b>11</b>							
<b>12</b>							
<b>13</b>	0.30	0.28	0.20	0.11	0.01	0.17	0.21
<b>14</b>	0.30	0.28	0.20	0.11	0.01	0.14	0.21
<b>15</b>	0.31	0.23	0.08	0.08	-0.04	0.00	0.15
<b>16</b>	0.31	0.17	0.00	-0.04	-0.16	-0.05	0.09
<b>17</b>	0.10	0.11	-0.02	-0.03	-0.16	-0.06	0.02
<b>18</b>							
<b>19</b>							
<b>20</b>	0.30	0.10	-0.09	-0.08	-0.25	-0.14	0.03
<b>21</b>	0.24	0.06	-0.08	-0.10	-0.25	-0.23	-0.01
<b>22</b>	0.25	0.07	-0.09	-0.11	-0.25	-0.23	0.00
<b>23</b>	-0.03	-0.10	-0.09	-0.14	-0.29	-0.25	-0.12
<b>24</b>	-0.08	-0.18	-0.09	-0.21	-0.29	-0.24	-0.16
<b>25</b>							
<b>26</b>							
<b>27</b>	-0.14	-0.19	-0.22	-0.22	-0.28	-0.26	-0.20
<b>28</b>	-0.12	-0.22	-0.19	-0.22	-0.28	-0.25	-0.20
<b>29</b>	-0.14	-0.22	-0.17	-0.25	-0.28	-0.26	-0.21
<b>30</b>	-0.16	-0.23	-0.17	-0.30	-0.29	-0.30	-0.22
<b>Mo Avg</b>	0.19	0.17	0.10	0.00	0.00	0.06	0.12

Basis determined by using (DEC) contract.

Prepared by Iowa Department of Agriculture and Land Stewardship  
Agricultural Marketing Bureau, Des Moines, Iowa

## IOWA DAILY SOYBEAN BASIS FOR SEPTEMBER 2021

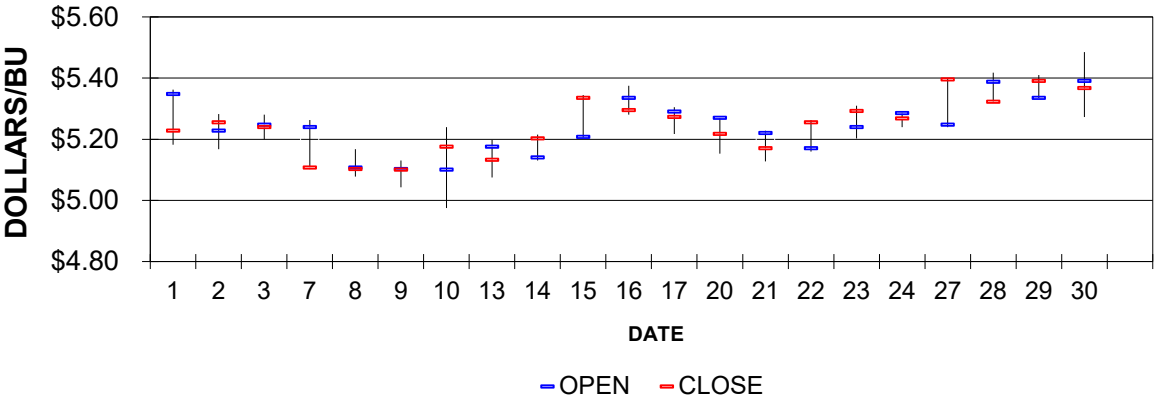
	<b>NW - I</b>	<b>NC - II</b>	<b>NE - III</b>	<b>SW - IV</b>	<b>SC - V</b>	<b>SE - VI</b>	<b>Basis Average</b>
<b>1</b>	-0.43	-0.41	-0.45	-0.36	-0.34	-0.44	-0.41
<b>2</b>	-0.68	-0.37	-0.53	-0.33	-0.33	-0.53	-0.47
<b>3</b>	-0.42	-0.36	-0.51	-0.33	-0.40	-0.53	-0.41
<b>4</b>							
<b>5</b>							
<b>6</b>							
<b>7</b>	-0.42	-0.41	-0.46	-0.33	-0.33	-0.53	-0.41
<b>8</b>	-0.41	-0.41	-0.48	-0.39	-0.40	-0.46	-0.42
<b>9</b>	-0.42	-0.43	-0.56	-0.38	-0.40	-0.47	-0.43
<b>10</b>	-0.43	-0.48	-0.65	-0.40	-0.46	-0.48	-0.47
<b>11</b>							
<b>12</b>							
<b>13</b>	-0.52	-0.56	-0.63	-0.45	-0.57	-0.55	-0.54
<b>14</b>	-0.51	-0.56	-0.63	-0.42	-0.24	-0.47	-0.49
<b>15</b>	-0.51	-0.54	-0.63	-0.42	-0.58	-0.57	-0.53
<b>16</b>	-0.50	-0.47	-0.63	-0.47	-0.57	-0.57	-0.52
<b>17</b>	-0.49	-0.53	-0.63	-0.46	-0.56	-0.59	-0.53
<b>18</b>							
<b>19</b>							
<b>20</b>	-0.48	-0.54	-0.62	-0.46	-0.57	-0.61	-0.53
<b>21</b>	-0.46	-0.52	-0.61	-0.42	-0.56	-0.58	-0.51
<b>22</b>	-0.46	-0.53	-0.69	-0.42	-0.57	-0.59	-0.53
<b>23</b>	-0.44	-0.52	-0.58	-0.49	-0.58	-0.58	-0.52
<b>24</b>	-0.44	-0.53	-0.59	-0.49	-0.55	-0.58	-0.52
<b>25</b>							
<b>26</b>							
<b>27</b>	-0.46	-0.53	-0.65	-0.56	-0.56	-0.63	-0.55
<b>28</b>	-0.44	-0.53	-0.66	-0.55	-0.63	-0.64	-0.55
<b>29</b>	-0.45	-0.53	-0.67	-0.55	-0.63	-0.68	-0.56
<b>30</b>	-0.46	-0.55	-0.65	-0.56	-0.63	-0.68	-0.57
<b>Mo Avg</b>	-0.47	-0.49	-0.60	-0.44	-0.50	-0.56	-0.50

Basis determined by using (NOV) contract.

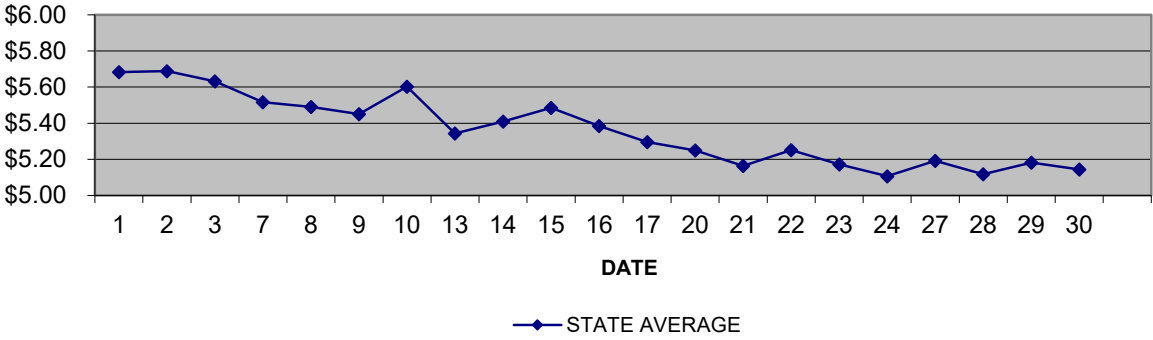
Prepared by Iowa Department of Agriculture and Land Stewardship  
Agricultural Marketing Bureau, Des Moines, Iowa

### SEPTEMBER 2021 CORN

CBOT - (DEC)



### IOWA - STATE AVERAGE CORN - CASH



Source: Iowa Department of Agriculture and Land Stewardship

## IOWA DAILY SOYBEAN BASIS FOR OCTOBER 2021

	<b>NW - I</b>	<b>NC - II</b>	<b>NE - III</b>	<b>SW - IV</b>	<b>SC - V</b>	<b>SE - VI</b>	<b>Basis Average</b>
<b>1</b>	-0.47	-0.58	-0.65	-0.57	-0.62	-0.66	-0.57
<b>2</b>							
<b>3</b>							
<b>4</b>	-0.46	-0.59	-0.65	-0.55	-0.62	-0.65	-0.57
<b>5</b>	-0.48	-0.58	-0.67	-0.56	-0.63	-0.61	-0.57
<b>6</b>	-0.46	-0.58	-0.64	-0.56	-0.62	-0.58	-0.56
<b>7</b>	-0.45	-0.56	-0.62	-0.55	-0.62	-0.53	-0.55
<b>8</b>	-0.45	-0.57	-0.56	-0.56	-0.62	-0.53	-0.54
<b>9</b>							
<b>10</b>							
<b>11</b>	-0.46	-0.55	-0.53	-0.58	-0.62	-0.48	-0.53
<b>12</b>	-0.46	-0.55	-0.50	-0.57	-0.62	-0.45	-0.52
<b>13</b>	-0.46	-0.55	-0.48	-0.59	-0.58	-0.46	-0.52
<b>14</b>	-0.46	-0.54	-0.49	-0.64	-0.57	-0.46	-0.53
<b>15</b>	-0.47	-0.54	-0.51	-0.59	-0.57	-0.43	-0.51
<b>16</b>							
<b>17</b>							
<b>18</b>	-0.47	-0.55	-0.53	-0.61	-0.57	-0.47	-0.53
<b>19</b>	-0.46	-0.54	-0.53	-0.61	-0.57	-0.49	-0.53
<b>20</b>	-0.47	-0.55	-0.57	-0.61	-0.59	-0.54	-0.54
<b>21</b>	-0.46	-0.53	-0.65	-0.59	-0.57	-0.62	-0.55
<b>22</b>	-0.45	-0.52	-0.64	-0.59	-0.56	-0.62	-0.55
<b>23</b>							
<b>24</b>							
<b>25</b>	-0.44	-0.53	-0.60	-0.57	-0.54	-0.59	-0.54
<b>26</b>	-0.44	-0.54	-0.47	-0.57	-0.50	-0.57	-0.50
<b>27</b>	-0.45	-0.56	-0.46	-0.57	-0.46	-0.52	-0.51
<b>28</b>	-0.44	-0.51	-0.55	-0.52	-0.43	-0.49	-0.49
<b>29</b>	-0.46	-0.48	-0.60	-0.49	-0.39	-0.46	-0.47
<b>30</b>							
<b>Mo Avg</b>	-0.46	-0.55	-0.57	-0.57	-0.56	-0.53	-0.53

Basis determined by using (NOV) contract.

Prepared by Iowa Department of Agriculture and Land Stewardship  
Agricultural Marketing Bureau, Des Moines, Iowa

## IOWA STATE AVERAGE CORN PRICES FOR OCTOBER 2021

	NW - I	NC - II	NE - III	SW - IV	SC - V	SE - VI	State Average
<b>1</b>	5.2300	5.1800	5.2100	5.1200	5.1300	5.1400	5.1793
<b>2</b>							
<b>3</b>							
<b>4</b>	5.2100	5.1800	5.1900	5.1500	5.1200	5.1300	5.1735
<b>5</b>	5.1900	5.1400	5.1400	5.1100	5.0900	5.0900	5.1367
<b>6</b>	5.1300	5.0900	5.0800	5.0600	5.0400	5.0300	5.0817
<b>7</b>	5.1400	5.1100	5.1000	5.0700	5.0500	5.0400	5.0963
<b>8</b>	5.1100	5.0700	5.0500	5.0300	5.0100	5.0200	5.0590
<b>9</b>							
<b>10</b>							
<b>11</b>	5.1300	5.1100	5.0800	5.0500	5.0400	5.0400	5.0874
<b>12</b>	5.0300	5.0000	5.0000	4.9500	4.9300	4.9300	4.9860
<b>13</b>	4.9300	4.8900	4.8700	4.8400	4.8100	4.8000	4.8714
<b>14</b>	4.9700	4.9400	4.9400	4.8800	4.8800	4.8900	4.9279
<b>15</b>	5.0800	5.0400	5.0200	4.9800	4.9700	4.9800	5.0245
<b>16</b>							
<b>17</b>							
<b>18</b>	5.1600	5.1200	5.0900	5.0500	5.0500	5.0800	5.1038
<b>19</b>	5.1400	5.0900	5.0800	5.0200	5.0300	5.0700	5.0826
<b>20</b>	5.2400	5.1800	5.1700	5.1100	5.1200	5.1400	5.1723
<b>21</b>	5.1700	5.1100	5.0900	5.0100	5.0500	5.0700	5.0968
<b>22</b>	5.2400	5.1800	5.1500	5.0700	5.1100	5.1300	5.1617
<b>23</b>							
<b>24</b>							
<b>25</b>	5.2400	5.1800	5.1600	5.0600	5.1000	5.1400	5.1626
<b>26</b>	5.2900	5.2400	5.2200	5.1200	5.1600	5.2000	5.2205
<b>27</b>	5.4500	5.3900	5.3450	5.2700	5.3000	5.3300	5.3651
<b>28</b>	5.5000	5.4400	5.4000	5.3200	5.3600	5.3900	5.4179
<b>29</b>	5.5600	5.5000	5.4600	5.3800	5.4100	5.4500	5.4771
<b>30</b>							
Mo Avg	5.1971	5.1514	5.1355	5.0786	5.0838	5.0995	5.1373



## IOWA STATE AVERAGE BEAN PRICES FOR OCTOBER 2021

	NW - I	NC - II	NE - III	SW - IV	SC - V	SE - VI	State Average
<b>1</b>	12.0000	11.8900	11.8200	11.9000	11.8500	11.8100	11.8926
<b>2</b>							
<b>3</b>							
<b>4</b>	11.9000	11.7700	11.7100	11.8100	11.7400	11.7100	11.7865
<b>5</b>	12.0300	11.9300	11.8400	11.9500	11.8800	11.9000	11.9348
<b>6</b>	11.9600	11.8400	11.7800	11.8600	11.8000	11.8400	11.8580
<b>7</b>	12.0200	11.9100	11.8500	11.9200	11.8500	11.9400	11.9261
<b>8</b>	11.9800	11.8600	11.8700	11.8700	11.8100	11.9000	11.8896
<b>9</b>							
<b>10</b>							
<b>11</b>	11.8200	11.7300	11.7500	11.7000	11.6600	11.8000	11.7499
<b>12</b>	11.5200	11.4300	11.4800	11.4100	11.3600	11.5300	11.4592
<b>13</b>	11.4900	11.4000	11.4700	11.3600	11.3700	11.4900	11.4315
<b>14</b>	11.6000	11.5200	11.5700	11.4200	11.4900	11.6000	11.5364
<b>15</b>	11.7100	11.6400	11.6700	11.5900	11.6100	11.7500	11.6631
<b>16</b>							
<b>17</b>							
<b>18</b>	11.7500	11.6700	11.6900	11.6100	11.6500	11.7500	11.6896
<b>19</b>	11.8200	11.7400	11.7500	11.6700	11.7100	11.7900	11.7519
<b>20</b>	11.9900	11.9100	11.8900	11.8500	11.8700	11.9200	11.9134
<b>21</b>	11.7800	11.7100	11.5900	11.6500	11.6700	11.6200	11.6854
<b>22</b>	11.7500	11.6800	11.5600	11.6100	11.6400	11.5800	11.6526
<b>23</b>							
<b>24</b>							
<b>25</b>	11.9300	11.8400	11.7700	11.8000	11.8300	11.7800	11.8363
<b>26</b>	11.9400	11.8400	11.9100	11.8100	11.8800	11.8100	11.8669
<b>27</b>	11.9400	11.8300	11.9300	11.8200	11.9300	11.8700	11.8814
<b>28</b>	11.9000	11.8300	11.7900	11.8200	11.9100	11.8500	11.8499
<b>29</b>	11.9100	11.8900	11.7700	11.8800	11.9800	11.9100	11.8896
<b>30</b>							
Mo Avg	11.8448	11.7552	11.7362	11.7290	11.7376	11.7690	11.7688

## IOWA DAILY CORN BASIS FOR OCTOBER 2021

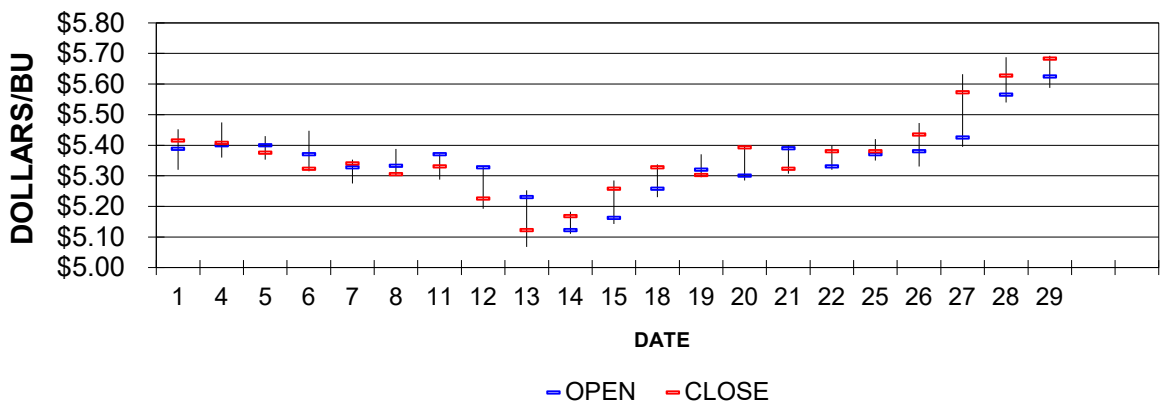
	<b>NW - I</b>	<b>NC - II</b>	<b>NE - III</b>	<b>SW - IV</b>	<b>SC - V</b>	<b>SE - VI</b>	<b>Basis Average</b>
<b>1</b>	-0.19	-0.24	-0.21	-0.30	-0.29	-0.28	-0.24
<b>2</b>							0.00
<b>3</b>							0.00
<b>4</b>	-0.20	-0.23	-0.22	-0.26	-0.29	-0.28	-0.23
<b>5</b>	-0.19	-0.24	-0.24	-0.27	-0.29	-0.29	-0.24
<b>6</b>	-0.19	-0.23	-0.24	-0.26	-0.28	-0.29	-0.24
<b>7</b>	-0.20	-0.23	-0.24	-0.27	-0.29	-0.30	-0.24
<b>8</b>	-0.19	-0.23	-0.26	-0.27	-0.30	-0.29	-0.25
<b>9</b>							0.00
<b>10</b>							0.00
<b>11</b>	-0.20	-0.22	-0.25	-0.28	-0.29	-0.29	-0.24
<b>12</b>	-0.19	-0.23	-0.23	-0.27	-0.30	-0.30	-0.24
<b>13</b>	-0.19	-0.23	-0.25	-0.28	-0.31	-0.32	-0.25
<b>14</b>	-0.20	-0.23	-0.23	-0.29	-0.29	-0.28	-0.24
<b>15</b>	-0.18	-0.22	-0.24	-0.28	-0.29	-0.28	-0.23
<b>16</b>							0.00
<b>17</b>							0.00
<b>18</b>	-0.17	-0.21	-0.24	-0.28	-0.28	-0.25	-0.22
<b>19</b>	-0.16	-0.21	-0.22	-0.28	-0.27	-0.23	-0.23
<b>20</b>	-0.15	-0.21	-0.22	-0.28	-0.27	-0.25	-0.22
<b>21</b>	-0.15	-0.21	-0.23	-0.31	-0.27	-0.25	-0.23
<b>22</b>	-0.14	-0.20	-0.23	-0.31	-0.27	-0.25	-0.22
<b>23</b>							0.00
<b>24</b>							0.00
<b>25</b>	-0.14	-0.20	-0.22	-0.32	-0.28	-0.24	-0.22
<b>26</b>	-0.15	-0.19	-0.22	-0.32	-0.27	-0.23	-0.21
<b>27</b>	-0.12	-0.18	-0.23	-0.30	-0.27	-0.24	-0.21
<b>28</b>	-0.13	-0.19	-0.23	-0.31	-0.27	-0.24	-0.21
<b>29</b>	-0.12	-0.18	-0.22	-0.30	-0.27	-0.23	-0.21
<b>30</b>							0.00
<b>Mo Avg</b>	-0.17	-0.21	-0.23	-0.29	-0.28	-0.27	-0.16

Basis determined by using (DEC) contract.

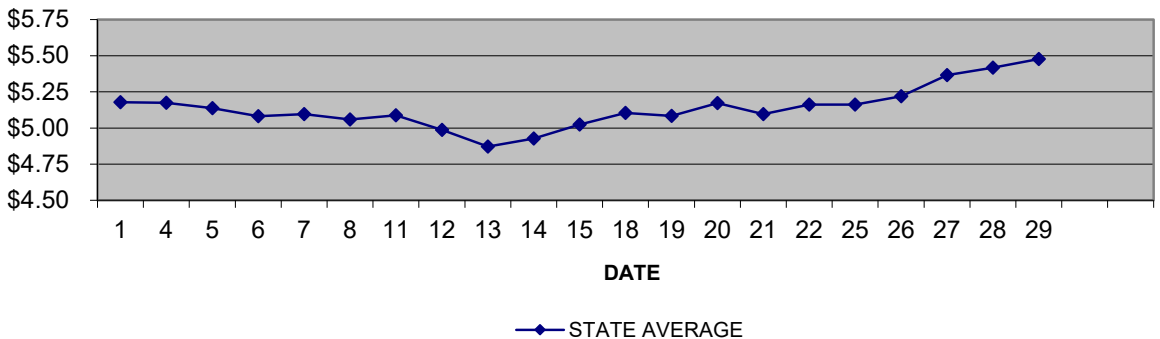
Prepared by Iowa Department of Agriculture and Land Stewardship  
Agricultural Marketing Bureau, Des Moines, Iowa

### OCTOBER 2021 CORN

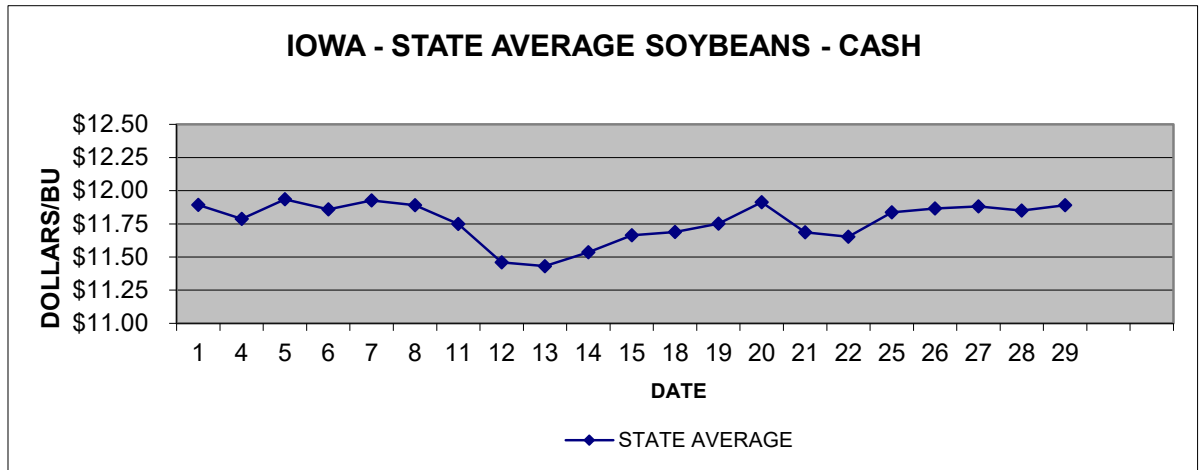
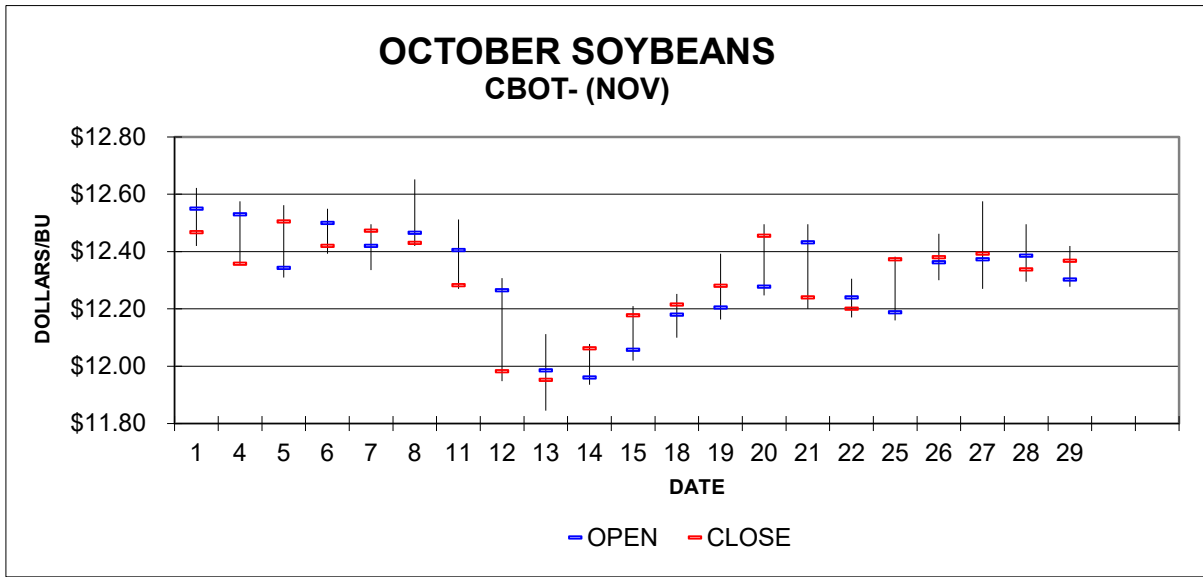
CBOT - (DEC)



### IOWA - STATE AVERAGE CORN - CASH

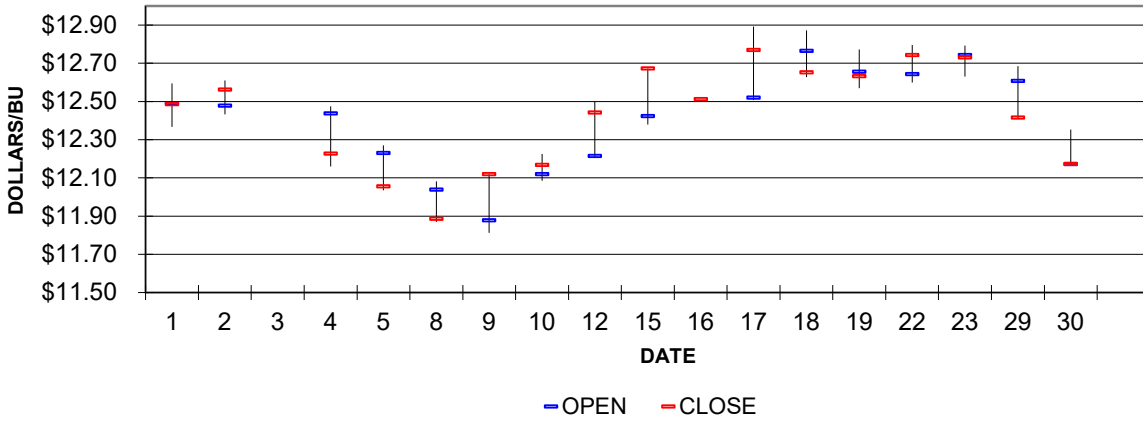


Source: Iowa Department of Agriculture and Land Stewardship

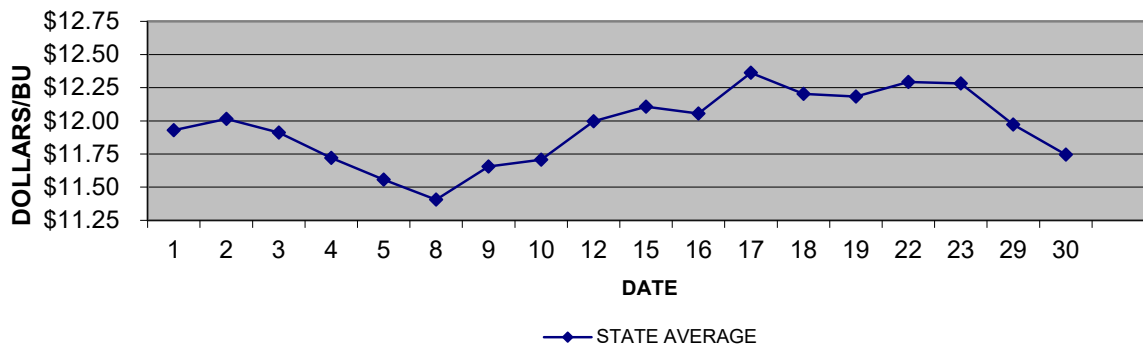


Source: Iowa Department of Agriculture and Land Stewardship

### NOVEMBER 2021 SOYBEANS CBOT- (JAN)



### IOWA - STATE AVERAGE SOYBEANS - CASH



Source: Iowa Department of Agriculture and Land Stewardship

## IOWA STATE AVERAGE CORN PRICES FOR NOVEMBER 2021

	<b>NW - I</b>	<b>NC - II</b>	<b>NE - III</b>	<b>SW - IV</b>	<b>SC - V</b>	<b>SE - VI</b>	<b>State Average</b>
<b>1</b>	5.6600	5.6100	5.5700	5.5000	5.5200	5.5900	5.5898
<b>2</b>	5.6000	5.5500	5.5000	5.4300	5.4600	5.3300	5.5033
<b>3</b>	5.5100	5.4600	5.4000	5.3400	5.3800	5.4200	5.4335
<b>4</b>	5.4700	5.4200	5.3600	5.2600	5.3100	5.3600	5.3836
<b>5</b>	5.4000	5.3500	5.3000	5.2300	5.2700	5.3000	5.3241
<b>6</b>							
<b>7</b>							
<b>8</b>	5.3900	5.3400	5.3100	5.1600	5.2400	5.2600	5.3048
<b>9</b>	5.4200	5.3700	5.3400	5.1800	5.2800	5.3200	5.3378
<b>10</b>	5.5900	5.5400	5.4900	5.3200	5.4200	5.4800	5.4969
<b>11</b>							
<b>12</b>	5.6700	5.6100	5.5800	5.4000	5.5100	5.5800	5.5789
<b>13</b>							
<b>14</b>							
<b>15</b>	5.6000	5.6100	5.5800	5.4000	5.5000	5.5800	5.5634
<b>16</b>	5.6100	5.5300	5.5100	5.3300	5.4600	5.5300	5.5121
<b>17</b>	5.6500	5.6000	5.5600	5.3800	5.5100	5.5600	5.5634
<b>18</b>	5.6400	5.6000	5.5400	5.3600	5.4900	5.5500	5.5525
<b>19</b>	5.6300	5.5800	5.5200	5.3300	5.4700	5.5300	5.5333
<b>20</b>							
<b>21</b>							
<b>22</b>	5.6900	5.6400	5.6000	5.3900	5.5200	5.6000	5.5972
<b>23</b>	5.7200	5.6800	5.6300	5.4200	5.5700	5.6400	5.6329
<b>24</b>							
<b>25</b>							
<b>26</b>							
<b>27</b>							
<b>28</b>							
<b>29</b>	5.6900	5.6700	5.6100	5.4100	5.5700	5.6200	5.6166
<b>30</b>	5.5500	5.5500	5.4700	5.2900	5.4500	5.4300	5.4807
<b>Mo Avg</b>	5.5828	5.5394	5.4928	5.3406	5.4406	5.4822	5.5003

## IOWA STATE AVERAGE BEAN PRICES FOR NOVEMBER 2021

	<b>NW - I</b>	<b>NC - II</b>	<b>NE - III</b>	<b>SW - IV</b>	<b>SC - V</b>	<b>SE - VI</b>	<b>State Average</b>
<b>1</b>	11.9800	11.9100	11.8500	11.9000	11.9800	11.9500	11.9289
<b>2</b>	12.0800	11.9900	11.9300	12.0000	12.0600	12.0200	12.0151
<b>3</b>	11.9900	11.8800	11.8200	11.8900	11.9400	11.9300	11.9112
<b>4</b>	11.7800	11.6900	11.6700	11.6900	11.7300	11.7600	11.7208
<b>5</b>	11.6200	11.5200	11.5100	11.5300	11.5700	11.5900	11.5569
<b>6</b>							
<b>7</b>							
<b>8</b>	11.4500	11.3600	11.3300	11.4100	11.4700	11.4400	11.4057
<b>9</b>	11.7000	11.6200	11.5700	11.6700	11.7100	11.6700	11.6549
<b>10</b>	11.7500	11.6800	11.6200	11.7400	11.7600	11.7000	11.7080
<b>11</b>							
<b>12</b>	12.0300	11.9400	12.0300	12.0100	12.0100	11.9900	11.9959
<b>13</b>							
<b>14</b>							
<b>15</b>	12.1600	12.0700	12.0300	12.1300	12.1400	12.1100	12.1066
<b>16</b>	12.1200	12.0100	12.0100	12.0800	12.0800	12.0300	12.0550
<b>17</b>	12.4000	12.2700	12.2700	12.3400	12.3400	12.3400	12.3260
<b>18</b>	12.2500	12.1400	12.1700	12.2200	12.2200	12.2500	12.2031
<b>19</b>	12.2300	12.1100	12.1400	12.2100	12.2200	12.2300	12.1828
<b>20</b>							
<b>21</b>							
<b>22</b>	12.3400	12.2300	12.2500	12.3200	12.3300	12.3300	12.2941
<b>23</b>	12.3300	12.2200	12.2300	12.3100	12.3200	12.3200	12.2829
<b>24</b>							
<b>25</b>							
<b>26</b>							
<b>27</b>							
<b>28</b>							
<b>29</b>	12.0200	11.9100	11.9100	11.9900	12.0100	12.0200	11.9714
<b>30</b>	11.8000	11.6900	11.6700	11.7700	11.7900	11.7800	11.7462
<b>Mo Avg</b>	12.0017	11.9022	11.8894	11.9561	11.9822	11.9700	11.9481

## IOWA DAILY CORN BASIS FOR NOVEMBER 2021

	<b>NW - I</b>	<b>NC - II</b>	<b>NE - III</b>	<b>SW - IV</b>	<b>SC - V</b>	<b>SE - VI</b>	<b>Basis Average</b>
<b>1</b>	-0.13	-0.18	-0.22	-0.29	-0.27	-0.20	-0.20
<b>2</b>	-0.13	-0.18	-0.23	-0.30	-0.27	-0.40	-0.23
<b>3</b>	-0.13	-0.18	-0.24	-0.30	-0.26	-0.22	-0.21
<b>4</b>	-0.12	-0.17	-0.23	-0.33	-0.28	-0.23	-0.21
<b>5</b>	-0.13	-0.18	-0.23	-0.30	-0.26	-0.23	-0.21
<b>6</b>							
<b>7</b>							
<b>8</b>	-0.13	-0.18	-0.21	-0.36	-0.27	-0.26	-0.21
<b>9</b>	-0.13	-0.18	-0.21	-0.37	-0.27	-0.23	-0.21
<b>10</b>	-0.10	-0.15	-0.20	-0.37	-0.27	-0.21	-0.20
<b>11</b>							
<b>12</b>	-0.10	-0.16	-0.19	-0.37	-0.26	-0.19	-0.19
<b>13</b>							
<b>14</b>							
<b>15</b>	-0.17	-0.15	-0.19	-0.36	-0.27	-0.19	-0.20
<b>16</b>	-0.10	-0.18	-0.20	-0.38	-0.25	-0.18	-0.20
<b>17</b>	-0.10	-0.15	-0.19	-0.37	-0.24	-0.19	-0.19
<b>18</b>	-0.09	-0.13	-0.19	-0.37	-0.24	-0.18	-0.18
<b>19</b>	-0.07	-0.12	-0.18	-0.37	-0.23	-0.17	-0.17
<b>20</b>							
<b>21</b>							
<b>22</b>	-0.08	-0.13	-0.17	-0.38	-0.25	-0.17	-0.17
<b>23</b>	-0.09	-0.13	-0.18	-0.39	-0.23	-0.17	-0.17
<b>24</b>							
<b>25</b>							
<b>26</b>							
<b>27</b>							
<b>28</b>							
<b>29</b>	-0.12	-0.14	-0.20	-0.40	-0.24	-0.19	-0.19
<b>30</b>	-0.12	-0.12	-0.20	-0.38	-0.22	-0.24	-0.19
<b>Mo Avg</b>	-0.11	-0.16	-0.20	-0.36	-0.26	-0.21	-0.20

Basis determined by using (DEC) contract.

Prepared by Iowa Department of Agriculture and Land Stewardship  
Agricultural Marketing Bureau, Des Moines, Iowa



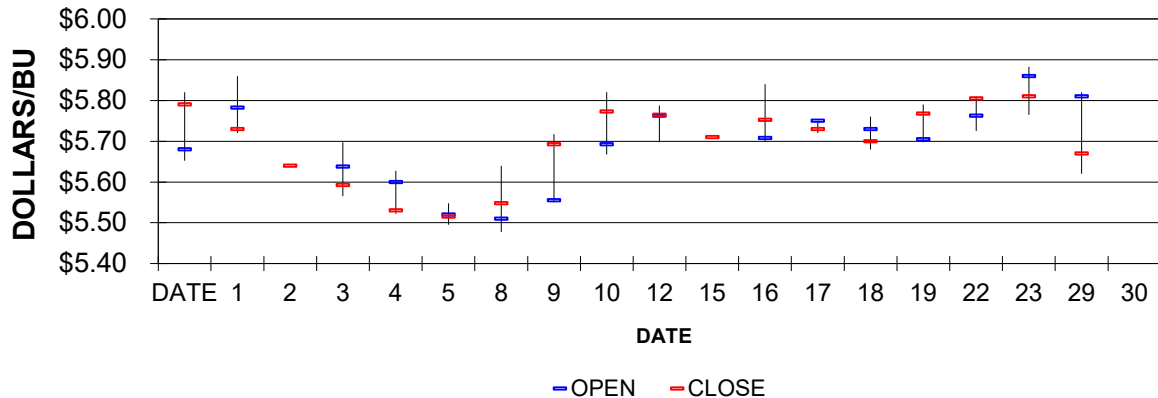
## IOWA DAILY SOYBEAN BASIS FOR NOVEMBER 2021

	<b>NW - I</b>	<b>NC - II</b>	<b>NE - III</b>	<b>SW - IV</b>	<b>SC - V</b>	<b>SE - VI</b>	<b>Basis Average</b>
<b>1</b>	-0.50	-0.57	-0.64	-0.58	-0.50	-0.54	-0.56
<b>2</b>	-0.48	-0.57	-0.63	-0.56	-0.50	-0.54	-0.55
<b>3</b>	11.99	11.88	11.82	11.89	11.94	11.93	-0.53
<b>4</b>	-0.45	-0.54	-0.56	-0.54	-0.50	-0.47	-0.51
<b>5</b>	-0.44	-0.54	-0.55	-0.53	-0.48	-0.47	-0.50
<b>6</b>							
<b>7</b>							
<b>8</b>	-0.44	-0.53	-0.56	-0.48	-0.41	-0.45	-0.48
<b>9</b>	-0.42	-0.50	-0.55	-0.45	-0.41	-0.45	-0.47
<b>10</b>	-0.42	-0.49	-0.55	-0.43	-0.41	-0.47	-0.46
<b>11</b>							
<b>12</b>	-0.41	-0.50	-0.41	-0.43	-0.43	-0.45	-0.45
<b>13</b>							
<b>14</b>							
<b>15</b>	-0.51	-0.60	-0.64	-0.54	-0.53	-0.56	-0.47
<b>16</b>	-0.39	-0.50	-0.50	-0.43	-0.43	-0.48	-0.46
<b>17</b>	-0.37	-0.50	-0.50	-0.43	-0.43	-0.43	-0.44
<b>18</b>	-0.40	-0.51	-0.48	-0.43	-0.43	-0.40	-0.45
<b>19</b>	-0.40	-0.52	-0.49	-0.42	-0.41	-0.40	-0.45
<b>20</b>							
<b>21</b>							
<b>22</b>	-0.40	-0.51	-0.49	-0.42	-0.41	-0.41	-0.45
<b>23</b>	-0.40	-0.51	-0.50	-0.42	-0.41	-0.41	-0.45
<b>24</b>							
<b>25</b>							
<b>26</b>							
<b>27</b>							
<b>28</b>							
<b>29</b>	-0.40	-0.50	-0.50	-0.42	-0.40	-0.40	-0.44
<b>30</b>	-0.37	-0.48	-0.50	-0.40	-0.38	-0.39	-0.43
<b>Mo Avg</b>	0.27	0.17	0.15	0.22	0.25	0.23	-0.47

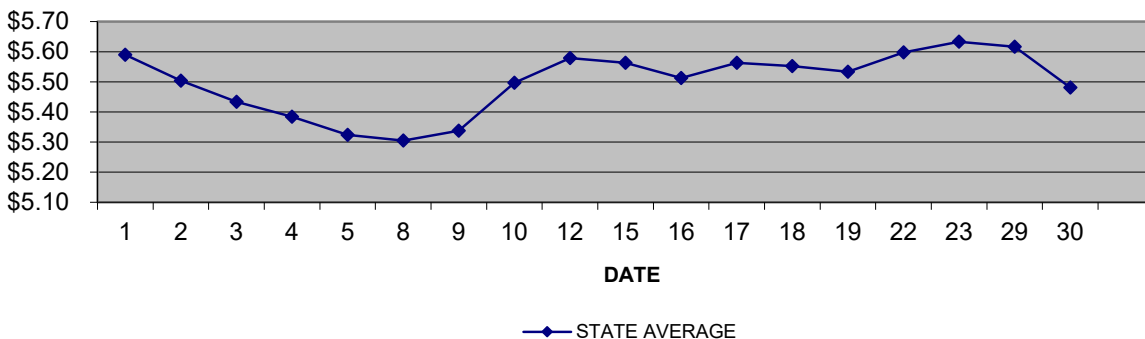
Basis determined by using (JAN) contract.

Prepared by Iowa Department of Agriculture and Land Stewardship  
Agricultural Marketing Bureau, Des Moines, Iowa

### NOVEMBER 2021 CORN CBOT - (DEC)

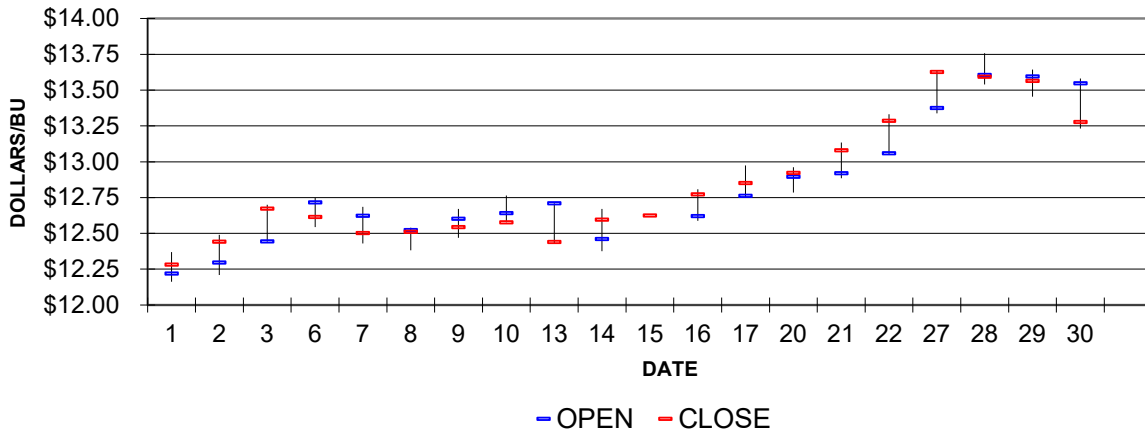


### IOWA - STATE AVERAGE CORN - CASH

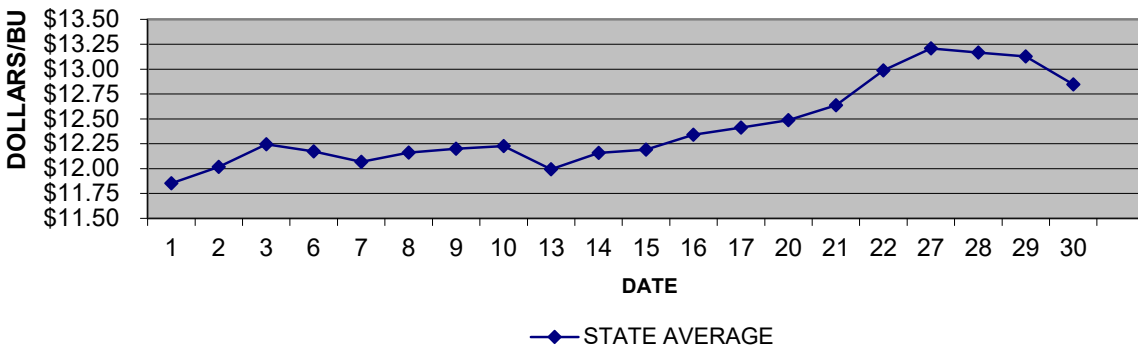


Source: Iowa Department of Agriculture and Land Stewardship

### DECEMBER 2021 SOYBEANS CBOT- (JAN)



### IOWA - STATE AVERAGE SOYBEANS - CASH



Source: Iowa Department of Agriculture and Land Stewardship

## IOWA STATE AVERAGE CORN PRICES FOR DECEMBER 2021

	NW - I	NC - II	NE - III	SW - IV	SC - V	SE - VI	State Average
<b>1</b>	5.6021	5.5965	5.5228	5.3283	5.4907	5.5233	5.5334
<b>2</b>	5.6632	5.6556	5.5706	5.4042	5.5518	5.5695	5.5918
<b>3</b>	5.7400	5.7300	5.6700	5.4800	5.6200	5.6400	5.6703
<b>4</b>							
<b>5</b>							
<b>6</b>	5.7500	5.7200	5.6500	5.4800	5.6700	5.6200	5.6677
<b>7</b>	5.7800	5.7600	5.6800	5.5200	5.6500	5.6500	5.6978
<b>8</b>	5.8000	5.7600	5.6900	5.5400	5.6800	5.6600	5.7099
<b>9</b>	5.8400	5.8100	5.7300	5.5800	5.7300	5.6900	5.7524
<b>10</b>	5.8300	5.8000	5.7200	5.5700	5.7200	5.6900	5.7436
<b>11</b>							
<b>12</b>							
<b>13</b>	5.7700	5.7500	5.6700	5.5200	5.6700	5.6300	5.6903
<b>14</b>	5.8300	5.8000	5.7300	5.5800	5.7200	5.6900	5.7466
<b>15</b>	5.7900	5.7600	5.6800	5.5400	5.6700	5.6500	5.7041
<b>16</b>	5.8500	5.8200	5.7400	5.6000	5.7400	5.7000	5.7637
<b>17</b>	5.8700	5.8500	5.7700	5.6200	5.7600	5.7200	5.7883
<b>18</b>							
<b>19</b>							
<b>20</b>	5.8500	5.8400	5.7500	5.5900	5.7300	5.7000	5.7692
<b>21</b>	5.9300	5.9100	5.8300	5.6800	5.8100	5.7700	5.8464
<b>22</b>	5.9700	5.9500	5.8700	5.7200	5.8500	5.8100	5.8864
<b>23</b>							
<b>24</b>							
<b>25</b>							
<b>26</b>							
<b>27</b>	6.1000	6.0700	5.9600	5.8500	5.9600	5.9400	6.0048
<b>28</b>	5.9900	5.9700	5.8600	5.9900	5.8600	5.8300	5.9322
<b>29</b>	5.9950	5.9700	5.8706	5.7579	5.8707	5.8364	5.9071
<b>30</b>	5.9000	5.8700	5.7800	5.6600	5.7800	5.7400	5.8112
<b>31</b>							
Mo Avg	5.8425	5.8196	5.7372	5.6005	5.7267	5.7030	5.7609

## IOWA STATE AVERAGE BEAN PRICES FOR DECEMBER 2021

	<b>NW - I</b>	<b>NC - II</b>	<b>NE - III</b>	<b>SW - IV</b>	<b>SC - V</b>	<b>SE - VI</b>	<b>State Average</b>
<b>1</b>	11.9054	11.8113	11.7847	11.8575	11.8954	11.8675	11.8519
<b>2</b>	12.0611	11.9781	11.9225	12.0375	12.0554	12.0665	12.0181
<b>3</b>	12.2600	12.2100	12.2000	12.2700	12.2900	12.2700	12.2451
<b>4</b>							
<b>5</b>							
<b>6</b>	12.2000	12.1400	12.0800	12.2100	12.2200	12.2100	12.1738
<b>7</b>	12.0900	12.0500	11.9500	12.1000	12.1100	12.1000	12.0665
<b>8</b>	12.1900	12.1300	12.0500	12.2100	12.2100	12.1900	12.1614
<b>9</b>	12.2400	12.1700	12.0900	12.2400	12.2500	12.2200	12.2008
<b>10</b>	12.2700	12.2100	12.1100	12.2800	12.2800	12.1900	12.2259
<b>11</b>							
<b>12</b>							
<b>13</b>	12.0300	11.9700	11.8700	12.0700	12.0500	11.9700	11.9941
<b>14</b>	12.1900	12.1400	12.0300	12.2300	12.2000	12.1500	12.1583
<b>15</b>	12.2200	12.1700	12.0800	12.2600	12.2500	12.1600	12.1903
<b>16</b>	12.3700	12.3100	12.2400	12.4100	12.4000	12.3100	12.3390
<b>17</b>	12.4500	12.3900	12.2800	12.4900	12.4800	12.3800	12.4126
<b>18</b>							
<b>19</b>							
<b>20</b>	12.5200	12.4600	12.3500	12.5700	12.5500	12.4700	12.4867
<b>21</b>	12.6600	12.6100	12.5100	12.7300	12.7100	12.6100	12.6370
<b>22</b>	12.8700	12.8200	12.7200	13.3200	13.2400	13.2000	12.9872
<b>23</b>							
<b>24</b>							
<b>25</b>							
<b>26</b>							
<b>27</b>	13.2100	13.1800	13.1100	13.3200	13.2400	13.2000	13.2078
<b>28</b>	13.1800	13.1400	13.0300	13.3000	13.2200	13.1300	13.1662
<b>29</b>	13.1500	13.0838	12.9889	13.2857	13.1854	13.0793	13.1270
<b>30</b>	12.8700	12.7900	12.7000	13.0100	12.9200	12.8200	12.8471
<b>31</b>							
<b>Mo Avg</b>	12.4468	12.3882	12.3048	12.5100	12.4878	12.4297	12.4248

## IOWA DAILY CORN BASIS FOR DECEMBER 2021

	<b>NW - I</b>	<b>NC - II</b>	<b>NE - III</b>	<b>SW - IV</b>	<b>SC - V</b>	<b>SE - VI</b>	<b>Basis Average</b>
<b>1</b>	-0.11	-0.12	-0.19	-0.39	-0.22	-0.19	-0.18
<b>2</b>	-0.11	-0.11	-0.20	-0.37	-0.22	-0.20	-0.18
<b>3</b>	-0.10	-0.11	-0.17	-0.36	-0.22	-0.20	-0.17
<b>4</b>							
<b>5</b>							
<b>6</b>	-0.09	-0.12	-0.19	-0.36	-0.17	-0.22	-0.17
<b>7</b>	-0.08	-0.10	-0.18	-0.34	-0.21	-0.21	-0.16
<b>8</b>	-0.07	-0.11	-0.18	-0.33	-0.19	-0.21	-0.16
<b>9</b>	-0.08	-0.11	-0.19	-0.34	-0.19	-0.23	-0.17
<b>10</b>	-0.07	-0.10	-0.18	-0.33	-0.18	-0.21	-0.16
<b>11</b>							
<b>12</b>							
<b>13</b>	-0.08	-0.10	-0.18	-0.33	-0.18	-0.22	-0.16
<b>14</b>	-0.07	-0.10	-0.17	-0.32	-0.18	-0.21	-0.16
<b>15</b>	-0.07	-0.10	-0.18	-0.32	-0.19	-0.21	-0.15
<b>16</b>	-0.06	-0.09	-0.17	-0.31	-0.17	-0.21	-0.15
<b>17</b>	-0.06	-0.08	-0.16	-0.31	-0.17	-0.21	-0.14
<b>18</b>							
<b>19</b>							
<b>20</b>	-0.06	-0.07	-0.16	-0.32	-0.18	-0.21	-0.14
<b>21</b>	-0.05	-0.07	-0.15	-0.30	-0.17	-0.21	-0.14
<b>22</b>	-0.05	-0.07	-0.15	-0.30	-0.17	-0.21	-0.14
<b>23</b>							
<b>24</b>							
<b>25</b>							
<b>26</b>							
<b>27</b>	-0.05	-0.08	-0.19	-0.30	-0.19	-0.21	-0.14
<b>28</b>	-0.06	-0.08	-0.19	-0.06	-0.19	-0.22	-0.12
<b>29</b>	-0.06	-0.09	-0.18	-0.30	-0.18	-0.22	-0.15
<b>30</b>	-0.06	-0.09	-0.18	-0.30	-0.18	-0.22	-0.15
<b>31</b>							
<b>Mo Avg</b>	-0.07	-0.09	-0.18	-0.31	-0.19	-0.21	-0.15

Basis determined by using (MAR) contract.

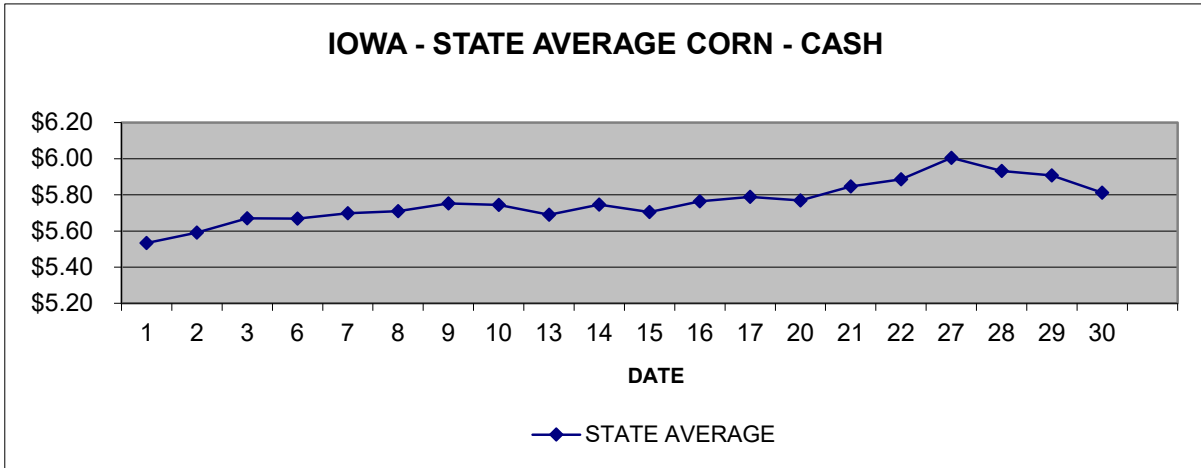
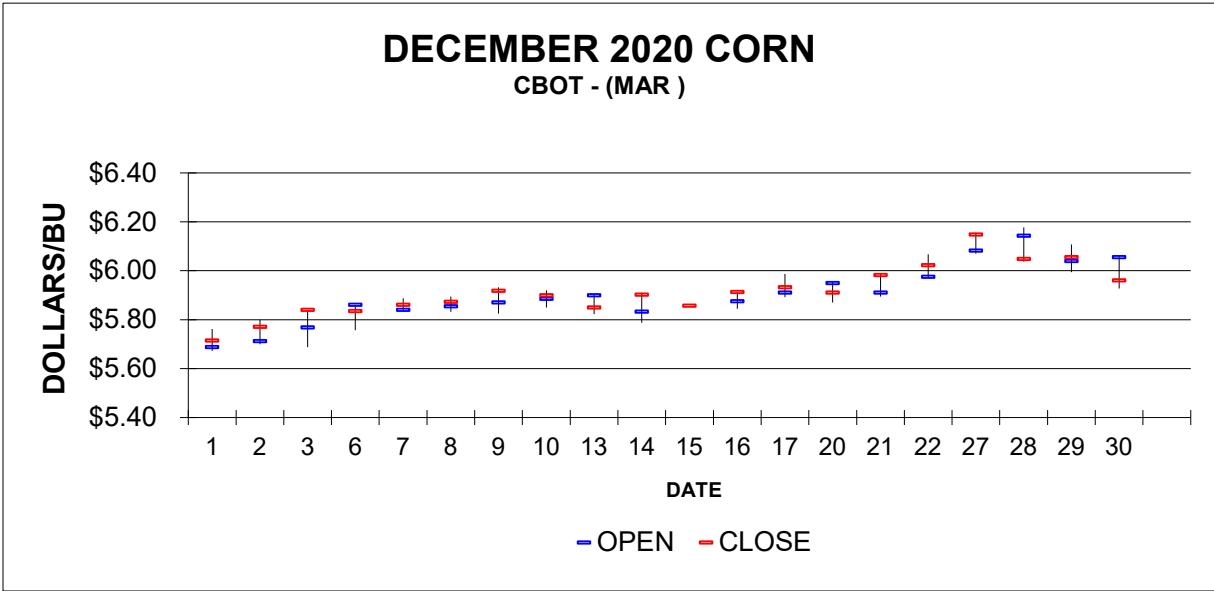
Prepared by Iowa Department of Agriculture and Land Stewardship  
Agricultural Marketing Bureau, Des Moines, Iowa

## IOWA DAILY SOYBEAN BASIS FOR DECEMBER 2021

	<b>NW - I</b>	<b>NC - II</b>	<b>NE - III</b>	<b>SW - IV</b>	<b>SC - V</b>	<b>SE - VI</b>	<b>Basis Average</b>
<b>1</b>	-0.38	-0.47	-0.50	-0.43	-0.39	-0.42	-0.43
<b>2</b>	-0.38	-0.46	-0.52	-0.41	-0.39	-0.38	-0.42
<b>3</b>	-0.41	-0.46	-0.47	-0.40	-0.38	-0.40	-0.43
<b>4</b>							
<b>5</b>							
<b>6</b>	-0.42	-0.48	-0.54	-0.40	-0.40	-0.40	-0.44
<b>7</b>	-0.41	-0.45	-0.55	-0.40	-0.39	-0.40	-0.44
<b>8</b>	-0.32	-0.38	-0.46	-0.30	-0.30	-0.32	-0.45
<b>9</b>	-0.31	-0.38	-0.46	-0.31	-0.30	-0.32	-0.44
<b>10</b>	-0.31	-0.37	-0.47	-0.30	-0.30	-0.39	-0.45
<b>11</b>							
<b>12</b>							
<b>13</b>	-0.41	-0.47	-0.57	-0.37	-0.39	-0.47	-0.45
<b>14</b>	-0.41	-0.46	-0.57	-0.37	-0.40	-0.45	-0.44
<b>15</b>	-0.40	-0.46	-0.55	-0.37	-0.38	-0.47	-0.43
<b>16</b>	-0.40	-0.46	-0.53	-0.36	-0.37	-0.46	-0.43
<b>17</b>	-0.40	-0.46	-0.57	-0.36	-0.37	-0.47	-0.44
<b>18</b>							
<b>19</b>							
<b>20</b>	-0.40	-0.46	-0.57	-0.35	-0.37	-0.45	-0.44
<b>21</b>	-0.42	-0.47	-0.57	-0.35	-0.37	-0.47	-0.44
<b>22</b>	-0.42	-0.47	-0.57	0.04	-0.04	-0.09	-0.30
<b>23</b>							
<b>24</b>							
<b>25</b>							
<b>26</b>							
<b>27</b>	-0.42	-0.45	-0.52	-0.31	-0.39	-0.43	-0.42
<b>28</b>	-0.41	-0.45	-0.56	-0.29	-0.37	-0.46	-0.43
<b>29</b>	-0.41	-0.48	-0.58	-0.28	-0.38	-0.49	-0.44
<b>30</b>	-0.41	-0.49	-0.58	-0.27	-0.36	-0.46	-0.43
<b>31</b>							
<b>Mo Avg</b>	-0.39	-0.45	-0.53	-0.33	-0.35	-0.41	-0.43

Basis determined by using (JAN) contract.

Prepared by Iowa Department of Agriculture and Land Stewardship  
Agricultural Marketing Bureau, Des Moines, Iowa



Source: Iowa Department of Agriculture and Land Stewardship