

## IOWA STATE AVERAGE CORN PRICES FOR JANUARY 2022

	NW - I	NC - II	NE - III	SW - IV	SC - V	SE - VI	State Average
<b>1</b>							
<b>2</b>							
<b>3</b>	5.8300	5.8100	5.7300	5.6300	5.7000	5.7200	5.7578
<b>4</b>	6.0500	6.0100	5.9100	5.8300	5.9000	5.8800	5.9538
<b>5</b>	5.9700	5.9300	5.8300	5.7600	5.8300	5.8200	5.8782
<b>6</b>	5.9800	5.9500	5.8500	5.7800	5.8500	5.8400	5.8961
<b>7</b>	6.0100	5.9800	5.8800	5.8100	5.8800	5.8700	5.9261
<b>8</b>							
<b>9</b>							
<b>10</b>	5.9400	5.9000	5.8000	5.7400	5.8000	5.8000	5.8507
<b>11</b>	5.9500	5.9100	5.8200	5.7700	5.8100	5.8100	5.8650
<b>12</b>	5.9300	5.8900	5.8000	5.7400	5.7900	5.7900	5.8437
<b>13</b>	5.8200	5.7800	5.6800	5.6200	5.6700	5.6700	5.7287
<b>14</b>	5.9000	5.8600	5.7700	5.7100	5.7600	5.7600	5.8137
<b>15</b>							
<b>16</b>							
<b>17</b>							
<b>18</b>	5.9400	5.9000	5.8000	5.7400	5.7400	5.9000	5.8575
<b>19</b>	6.0400	5.9900	5.9100	5.8500	5.9000	5.9000	5.9508
<b>20</b>	6.0400	6.0000	5.9200	5.8600	5.9100	5.9000	5.9575
<b>21</b>	6.1000	6.0500	5.9800	5.9200	5.9600	5.9900	6.0173
<b>22</b>							
<b>23</b>							
<b>24</b>	6.1400	6.0800	6.0300	5.9600	6.0100	6.0100	6.0546
<b>25</b>	6.1300	6.0800	6.0300	5.9500	6.0000	6.0100	6.0505
<b>26</b>	6.2000	6.1500	6.0800	6.0200	6.0700	6.0800	6.1170
<b>27</b>	6.1900	6.1300	6.0600	6.0100	6.0500	6.0600	6.1003
<b>28</b>	6.2800	6.2500	6.1700	6.1000	6.1600	6.1600	6.2053
<b>29</b>							
<b>30</b>							
<b>31</b>	6.1700	6.1400	6.0500	6.0000	6.0500	6.0500	6.0948
Mo Avg	6.0305	5.9895	5.9050	5.8400	5.8920	5.9010	5.9460

## IOWA STATE AVERAGE BEAN PRICES FOR JANUARY 2022

	NW - I	NC - II	NE - III	SW - IV	SC - V	SE - VI	State Average
<b>1</b>							
<b>2</b>							
<b>3</b>	13.0900	12.9800	12.8700	13.2200	13.0700	13.0000	13.0389
<b>4</b>	13.4200	13.3200	13.1900	13.5600	13.4200	13.3300	13.3738
<b>5</b>	13.4500	13.3700	13.3200	13.6100	13.4700	13.4300	13.4361
<b>6</b>	13.3800	13.3000	13.2300	13.5400	13.4000	13.3300	13.3596
<b>7</b>	13.6100	13.5100	13.4500	13.7600	13.6300	13.5400	13.5789
<b>8</b>							
<b>9</b>							
<b>10</b>	13.3500	13.2700	13.1700	13.5000	13.3700	13.3000	13.3243
<b>11</b>	13.3700	13.2400	13.1600	13.5000	13.3600	13.3300	13.3224
<b>12</b>	13.5000	13.3600	13.2800	13.6300	13.4900	13.4500	13.4472
<b>13</b>	13.2700	13.1400	13.0600	13.4100	13.2900	13.2300	13.2270
<b>14</b>	13.1800	13.0500	12.9900	13.3000	13.1900	13.1600	13.1381
<b>15</b>							
<b>16</b>							
<b>17</b>							
<b>18</b>	13.1000	12.9800	12.9000	13.2500	13.1100	13.0800	13.0640
<b>19</b>	13.3700	13.2800	13.2000	13.5500	13.4100	13.3700	13.3560
<b>20</b>	13.7100	13.6200	13.5400	13.8900	13.7500	13.7200	13.6973
<b>21</b>	13.5800	13.5100	13.4200	13.7800	13.6200	13.5800	13.5756
<b>22</b>							
<b>23</b>							
<b>24</b>	13.4700	13.3900	13.3000	13.7000	13.5100	13.4600	13.4649
<b>25</b>	13.5100	13.4300	13.4600	13.7200	13.5500	13.5000	13.5172
<b>26</b>	13.8300	13.7500	13.6700	14.0300	13.8400	13.8200	13.8186
<b>27</b>	13.9200	13.8300	13.7500	14.1100	13.9000	13.9200	13.9013
<b>28</b>	14.1300	14.0400	13.9700	14.3100	14.1100	14.1100	14.1085
<b>29</b>							
<b>30</b>							
<b>31</b>	14.3100	14.2400	14.1700	14.5200	14.3100	14.3400	14.3094
Mo Avg	13.5275	13.4305	13.3550	13.6945	13.5400	13.5000	13.5030

## IOWA DAILY CORN BASIS FOR JANUARY 2022

	NW - I	NC - II	NE - III	SW - IV	SC - V	SE - VI	Basis Average
<b>1</b>							
<b>2</b>							
<b>3</b>	-0.06	-0.08	-0.16	-0.26	-0.19	-0.17	-0.13
<b>4</b>	-0.04	-0.09	-0.19	-0.27	-0.19	-0.22	-0.14
<b>5</b>	-0.05	-0.09	-0.19	-0.26	-0.19	-0.20	-0.14
<b>6</b>	-0.06	-0.09	-0.19	-0.26	-0.19	-0.20	-0.14
<b>7</b>	-0.06	-0.09	-0.19	-0.26	-0.19	-0.20	-0.14
<b>8</b>							
<b>9</b>							
<b>10</b>	-0.06	-0.10	-0.20	-0.26	-0.20	-0.20	-0.15
<b>11</b>	-0.06	-0.10	-0.19	-0.24	-0.20	-0.20	-0.15
<b>12</b>	-0.06	-0.10	-0.19	-0.25	-0.20	-0.20	-0.15
<b>13</b>	-0.05	-0.09	-0.20	-0.26	-0.21	-0.21	-0.15
<b>14</b>	-0.06	-0.10	-0.19	-0.25	-0.20	-0.20	-0.15
<b>15</b>							
<b>16</b>							
<b>17</b>							
<b>18</b>	-0.05	-0.09	-0.20	-0.26	-0.26	-0.09	-0.14
<b>19</b>	-0.07	-0.12	-0.20	-0.26	-0.21	-0.21	-0.15
<b>20</b>	-0.07	-0.11	-0.19	-0.25	-0.20	-0.21	-0.15
<b>21</b>	-0.06	-0.11	-0.18	-0.24	-0.20	-0.17	-0.15
<b>22</b>							
<b>23</b>							
<b>24</b>	-0.07	-0.13	-0.18	-0.25	-0.20	-0.20	-0.16
<b>25</b>	-0.07	-0.12	-0.17	-0.25	-0.20	-0.19	-0.15
<b>26</b>	-0.07	-0.12	-0.19	-0.25	-0.20	-0.19	-0.15
<b>27</b>	-0.06	-0.12	-0.19	-0.24	-0.20	-0.19	-0.15
<b>28</b>	-0.08	-0.11	-0.19	-0.26	-0.20	-0.20	-0.15
<b>29</b>							
<b>30</b>							
<b>31</b>	-0.09	-0.12	-0.21	-0.26	-0.21	-0.21	-0.17
Mo Avg	-0.06	-0.10	-0.19	-0.25	-0.20	-0.19	-0.15

Basis determined by using (MAR) contract.

Prepared by Iowa Department of Agriculture and Land Stewardship  
Agricultural Marketing Bureau, Des Moines, Iowa

## IOWA DAILY SOYBEAN BASIS FOR JANUARY 2022

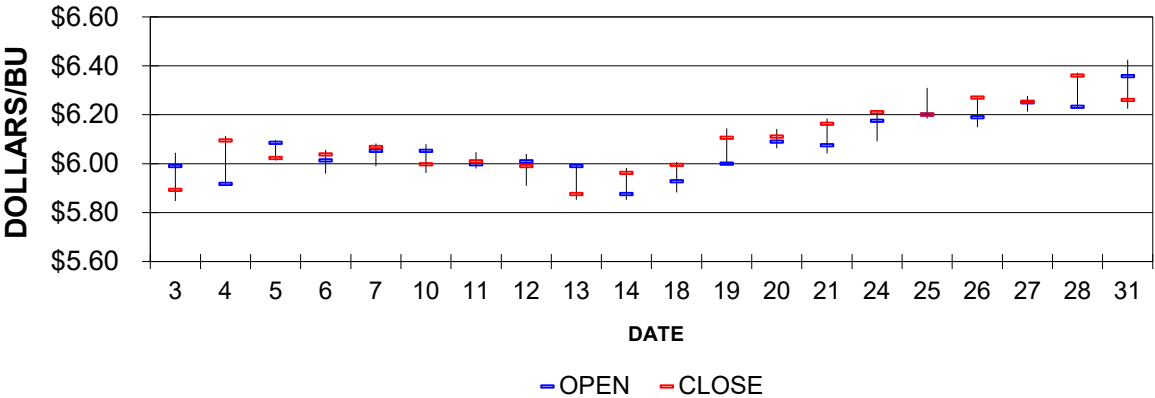
	NW - I	NC - II	NE - III	SW - IV	SC - V	SE - VI	Basis Average
<b>1</b>							
<b>2</b>							
<b>3</b>	-0.47	-0.58	-0.69	-0.34	-0.49	-0.56	-0.51
<b>4</b>	-0.48	-0.58	-0.71	-0.34	-0.48	-0.57	-0.52
<b>5</b>	-0.50	-0.58	-0.63	-0.34	-0.48	-0.52	-0.51
<b>6</b>	-0.49	-0.57	-0.64	-0.33	-0.47	-0.54	-0.51
<b>7</b>	-0.49	-0.59	-0.65	-0.34	-0.47	-0.56	-0.52
<b>8</b>							
<b>9</b>							
<b>10</b>	-0.50	-0.58	-0.68	-0.35	-0.48	-0.55	-0.52
<b>11</b>	-0.50	-0.63	-0.71	-0.37	-0.51	-0.54	-0.54
<b>12</b>	-0.49	-0.63	-0.71	-0.36	-0.50	-0.54	-0.55
<b>13</b>	-0.50	-0.63	-0.71	-0.36	-0.48	-0.54	-0.55
<b>14</b>	-0.52	-0.65	-0.71	-0.40	-0.51	-0.54	-0.56
<b>15</b>							
<b>16</b>							
<b>17</b>							
<b>18</b>	-0.51	-0.63	-0.71	-0.36	-0.50	-0.53	-0.55
<b>19</b>	0.01	-0.08	-0.16	0.19	0.05	0.01	-0.56
<b>20</b>	-0.55	-0.64	-0.72	-0.37	-0.51	-0.54	-0.56
<b>21</b>	-0.56	-0.63	-0.72	-0.36	-0.52	-0.56	-0.57
<b>22</b>							
<b>23</b>							
<b>24</b>	-0.56	-0.64	-0.73	-0.33	-0.52	-0.57	-0.57
<b>25</b>	-0.56	-0.64	-0.61	-0.35	-0.52	-0.57	-0.56
<b>26</b>	-0.57	-0.65	-0.73	-0.37	-0.56	-0.58	-0.58
<b>27</b>	-0.56	-0.65	-0.73	-0.37	-0.58	-0.56	-0.58
<b>28</b>	-0.57	-0.66	-0.73	-0.39	-0.59	-0.59	-0.59
<b>29</b>							
<b>30</b>							
<b>31</b>	-0.59	-0.66	-0.73	-0.39	-0.59	-0.57	-0.60
Mo Avg	-0.50	-0.60	-0.67	-0.33	-0.49	-0.53	-0.55

Basis determined by using (MAR) contract.

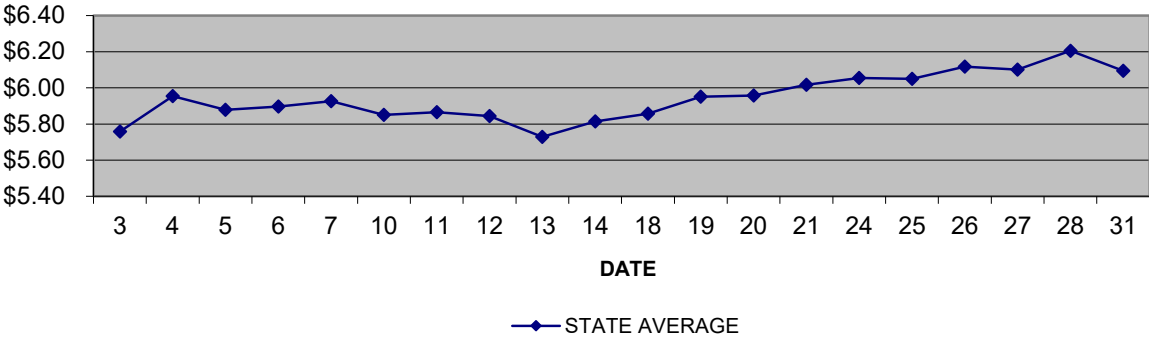
Prepared by Iowa Department of Agriculture and Land Stewardship  
Agricultural Marketing Bureau, Des Moines, Iowa

### JANUARY 2022 CORN

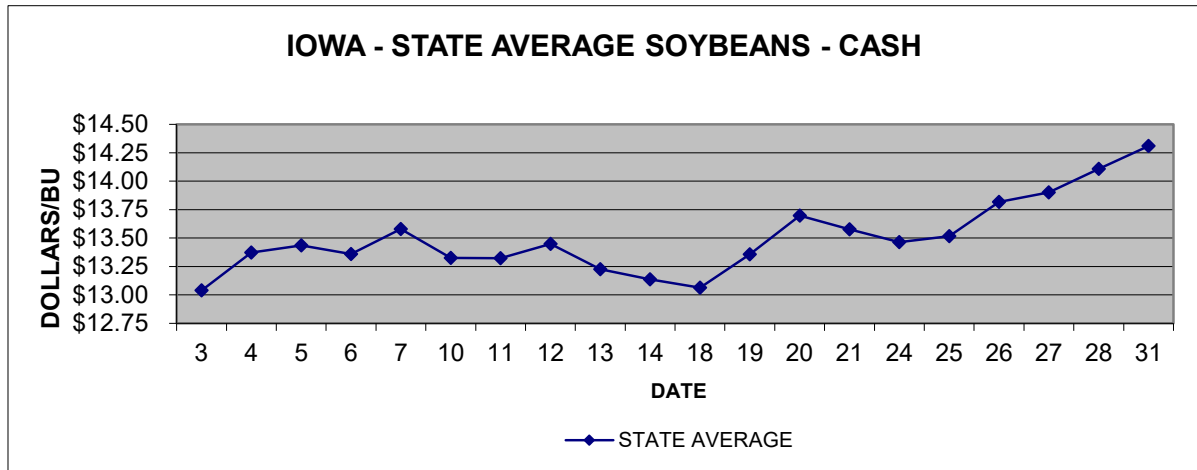
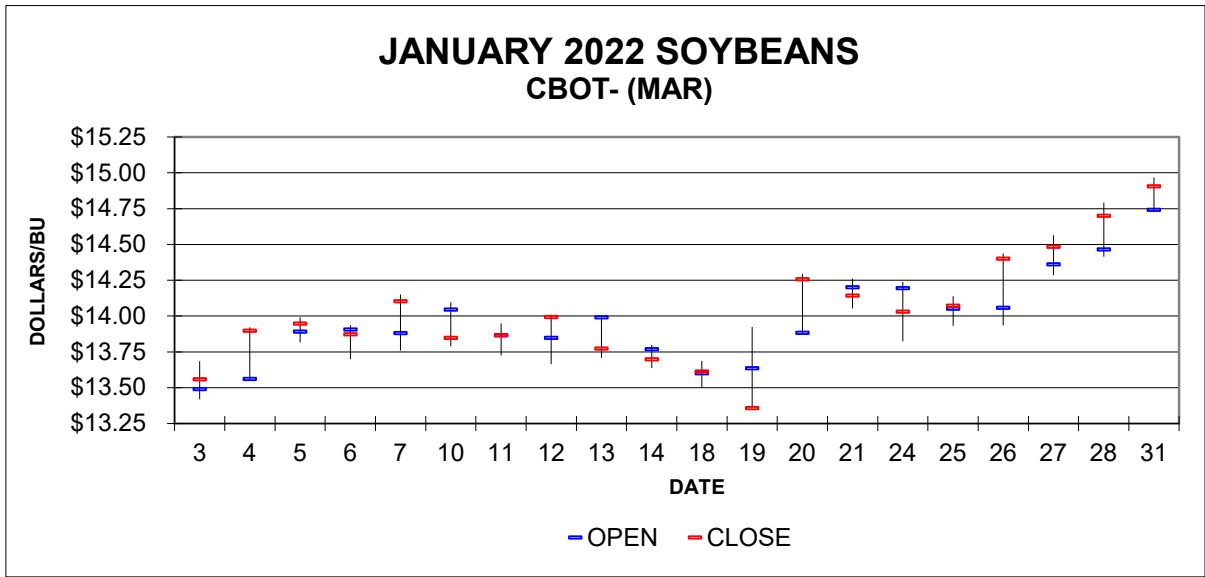
CBOT - (MAR)



### IOWA - STATE AVERAGE CORN - CASH



Source: Iowa Department of Agriculture and Land Stewardship



Source: Iowa Department of Agriculture and Land Stewardship