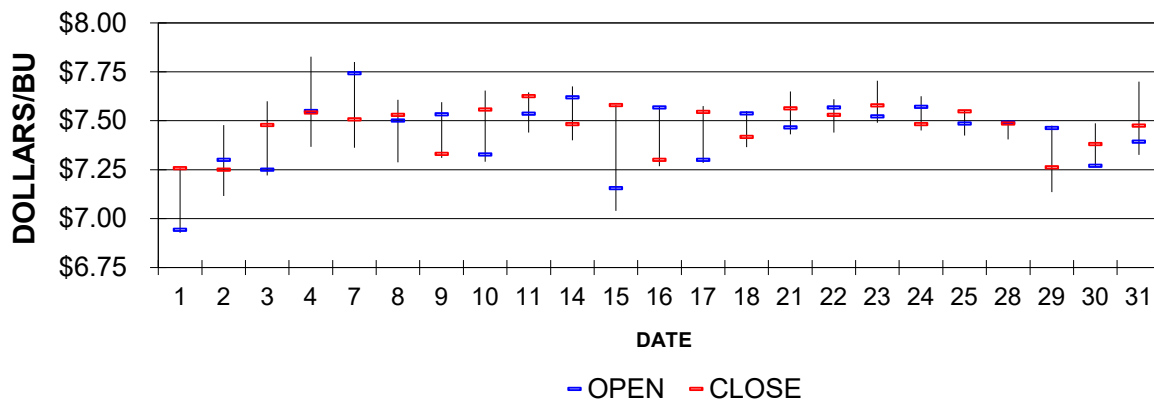
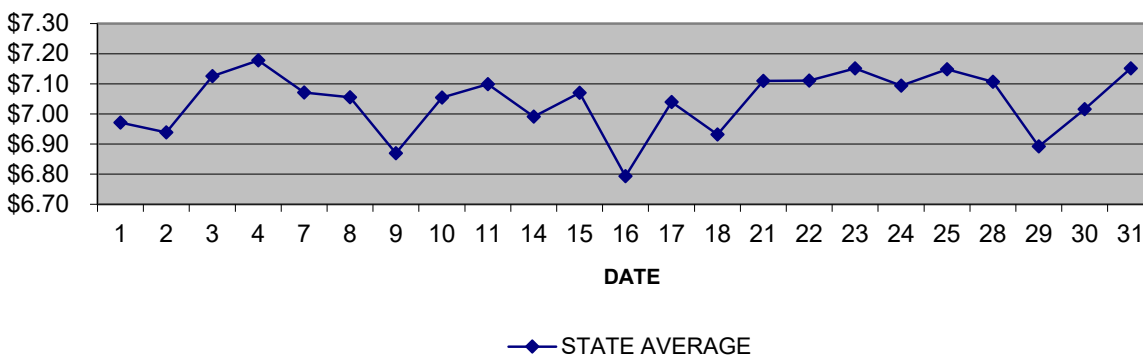


MARCH 2022 CORN CBOT - (MAY)



IOWA - STATE AVERAGE CORN - CASH



Source: Iowa Department of Agriculture and Land Stewardship

IOWA STATE AVERAGE CORN PRICES FOR MARCH 2022

	NW - I	NC - II	NE - III	SW - IV	SC - V	SE - VI	State Average
1	7.0400	7.0100	6.9500	6.8600	6.9400	6.9500	6.9712
2	7.0200	6.9700	6.9000	6.8600	6.9100	6.8800	6.9388
3	7.2000	7.1800	7.0400	7.0600	6.9900	7.1500	7.1255
4	7.3000	7.1400	7.1100	7.1700	7.1500	7.1800	7.1776
5							
6							
7	7.1900	7.0600	6.9700	7.0200	7.0200	7.1300	7.0714
8	7.1400	7.0800	6.9900	6.9900	6.9900	7.0600	7.0557
9	6.9600	6.8900	6.7900	6.8100	6.8100	6.8800	6.8693
10	7.1300	7.0800	7.0200	6.9900	6.9900	7.0200	7.0542
11	7.1800	7.1200	7.0700	7.0100	7.0100	7.1000	7.0985
12							
13							
14	7.0600	7.0300	6.9500	6.9100	6.9200	6.9700	6.9910
15	7.1400	7.1000	7.0400	7.0400	6.9400	7.0400	7.0702
16	6.8800	6.8100	6.7400	6.7300	6.7100	6.8000	6.7929
17	7.1000	7.0900	6.9800	6.9600	6.9500	7.0400	7.0391
18	7.0100	6.9400	6.9300	6.8900	6.8200	6.9000	6.9321
19							
20							
21	7.1700	7.1200	7.0900	7.0300	7.0600	7.1300	7.1101
22	7.1700	7.1200	7.0900	7.0300	7.0800	7.1200	7.1105
23	7.2100	7.1500	7.1200	7.0800	7.1300	7.1900	7.1515
24	7.1400	7.0700	7.1200	7.0300	7.0700	7.1200	7.0942
25	7.2000	7.1300	7.1700	7.1000	7.1000	7.1500	7.1477
26							
27							
28	7.1700	7.0900	7.1000	7.0600	7.0800	7.1100	7.1062
29	6.9600	6.8800	6.8800	6.8400	6.8700	6.8900	6.8920
30	7.0800	7.0100	7.0000	6.9600	7.0000	7.0100	7.0157
31	7.2100	7.1400	7.1200	7.1100	7.1700	7.1500	7.1510
Mo Avg	7.1157	7.0526	7.0074	6.9800	6.9874	7.0422	7.0420

IOWA STATE AVERAGE BEAN PRICES FOR MACH 2022

	NW - I	NC - II	NE - III	SW - IV	SC - V	SE - VI	State Average
1	16.2400	16.1800	16.2100	16.3800	16.2100	16.4400	16.2645
2	15.9600	15.8700	15.8900	16.1200	15.9400	16.1100	15.9690
3	15.9300	15.8700	15.8800	16.0100	15.7700	16.0800	15.9228
4	15.9300	15.7500	15.8800	15.9300	15.7500	15.9400	15.8588
5							
6							
7	15.7000	15.5200	15.7100	15.8200	15.6500	15.9200	15.6954
8	15.9400	15.7800	15.9600	16.0600	15.8600	16.1900	15.9428
9	15.7700	15.6600	15.7700	15.9300	15.7300	16.0500	15.7975
10	15.9400	15.8100	15.9800	15.9600	15.9800	16.3000	15.9648
11	15.9600	15.8000	16.0700	15.7000	15.5000	16.0700	15.8590
12							
13							
14	15.8000	15.6700	15.7200	15.9200	15.7600	16.0200	15.7982
15	15.7400	15.6300	15.6100	15.7500	15.6200	15.8100	15.6926
16	15.5900	15.3100	15.5300	15.6800	15.5600	15.7300	15.5372
17	15.8000	15.6800	15.7400	15.8900	15.7900	15.9600	15.7941
18	15.7900	15.6500	15.7500	15.8700	15.7000	15.9100	15.7664
19							
20							
21	16.0500	15.9300	16.0400	16.1400	16.0200	16.2400	16.0523
22	16.1200	16.0000	16.1000	16.1800	16.1200	16.4200	16.1339
23	16.3200	16.2000	16.3100	16.3900	16.3300	16.6200	16.3377
24	16.1500	16.0200	16.1500	16.2300	16.1900	16.4700	16.1736
25	16.2200	16.0900	16.2500	16.2900	16.2300	16.5700	16.2467
26							
27							
28	15.8000	15.6700	15.8200	15.8700	15.8100	16.1500	15.8254
29	15.5700	15.4200	15.6000	15.6400	15.5800	15.9000	15.5888
30	15.7700	15.6400	15.7700	15.8300	15.7800	16.0900	15.7875
31	15.3300	15.2100	15.3200	15.4200	15.3600	15.6400	15.3542
Mo Avg	15.8878	15.7548	15.8722	15.9570	15.8365	16.1143	15.8854

IOWA DAILY CORN BASIS FOR MACH 2022

	NW - I	NC - II	NE - III	SW - IV	SC - V	SE - VI	Basis Average
1	-0.22	-0.25	-0.31	-0.40	-0.32	-0.31	-0.29
2	-0.23	-0.28	-0.35	-0.39	-0.34	-0.37	-0.31
3	-0.28	-0.30	-0.44	-0.42	-0.49	-0.33	-0.35
4	-0.24	-0.40	-0.43	-0.37	-0.39	-0.36	-0.36
5							
6							
7	-0.32	-0.45	-0.54	-0.49	-0.49	-0.38	-0.44
8	-0.39	-0.45	-0.54	-0.54	-0.54	-0.47	-0.47
9	-0.37	-0.44	-0.54	-0.52	-0.52	-0.45	-0.46
10	-0.43	-0.48	-0.54	-0.57	-0.57	-0.54	-0.50
11	-0.45	-0.51	-0.56	-0.62	-0.62	-0.53	-0.53
12							
13							
14	-0.42	-0.45	-0.53	-0.57	-0.56	-0.51	-0.49
15	-0.44	-0.48	-0.54	-0.54	-0.64	-0.54	-0.51
16	-0.42	-0.49	-0.56	-0.57	-0.59	-0.50	-0.51
17	-0.45	-0.46	-0.57	-0.59	-0.60	-0.51	-0.51
18	-0.41	-0.48	-0.49	-0.53	-0.60	-0.52	-0.49
19							
20							
21	-0.39	-0.44	-0.47	-0.53	-0.50	-0.43	-0.45
22	-0.36	-0.41	-0.44	-0.50	-0.45	-0.41	-0.42
23	-0.37	-0.43	-0.46	-0.50	-0.45	-0.39	-0.43
24	-0.34	-0.41	-0.36	-0.45	-0.41	-0.36	-0.39
25	-0.35	-0.42	-0.38	-0.45	-0.45	-0.40	-0.39
26							
27							
28	-0.32	-0.40	-0.39	-0.43	-0.41	-0.38	-0.38
29	-0.30	-0.38	-0.38	-0.42	-0.39	-0.37	-0.37
30	-0.30	-0.37	-0.38	-0.42	-0.38	-0.37	-0.36
31	-0.27	-0.34	-0.36	-0.36	-0.31	-0.32	-0.32
Mo Avg	-0.35	-0.41	-0.46	-0.49	-0.48	-0.42	-0.42

Basis determined by using (MAY) contract.

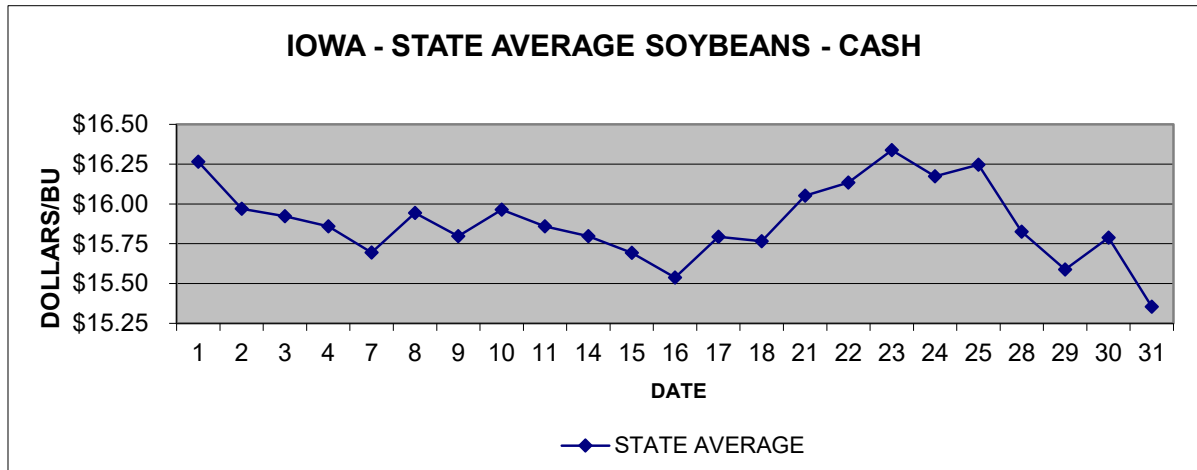
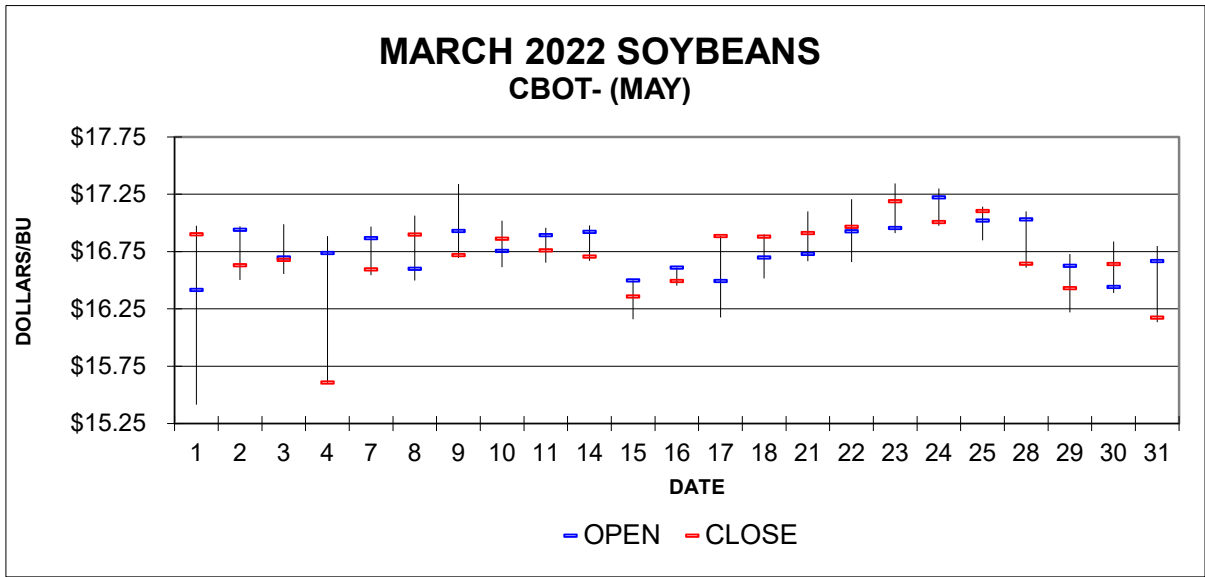
Prepared by Iowa Department of Agriculture and Land Stewardship
Agricultural Marketing Bureau, Des Moines, Iowa

IOWA DAILY SOYBEAN BASIS FOR MARCH 2022

	NW - I	NC - II	NE - III	SW - IV	SC - V	SE - VI	Basis Average
1	-0.66	-0.72	-0.69	-0.52	-0.69	-0.46	-0.64
2	-0.67	-0.76	-0.74	-0.51	-0.69	-0.52	-0.66
3	-0.75	-0.81	-0.80	-0.67	-0.91	-0.60	-0.75
4	0.32	0.14	0.27	0.32	0.14	0.33	-0.75
5							
6							
7	-0.90	-1.08	-0.88	-0.77	-0.94	-0.67	-0.90
8	-0.96	-1.12	-0.94	-0.84	-1.04	-0.71	-0.95
9	-0.95	-1.06	-0.95	-0.79	-0.99	-0.67	-0.92
10	-0.92	-1.05	-0.88	-0.90	-0.88	-0.56	-0.90
11	-0.80	-0.96	-0.69	-1.06	-1.26	-0.69	-0.90
12							
13							
14	-0.90	-1.04	-0.98	-0.78	-0.94	-0.68	-0.91
15	-0.62	-0.73	-0.75	-0.61	-0.74	-0.55	-0.89
16	-0.90	-1.18	-0.96	-0.81	-0.93	-0.76	-0.96
17	-1.09	-1.21	-1.15	-1.00	-1.10	-0.93	-0.89
18	-1.09	-1.23	-1.13	-1.01	-1.18	-0.97	-0.91
19							
20							
21	-0.86	-0.98	-0.87	-0.77	-0.89	-0.67	-0.86
22	-0.84	-0.97	-0.86	-0.79	-0.84	-0.54	-0.83
23	-0.87	-0.99	-0.88	-0.80	-0.86	-0.57	-0.85
24	-0.86	-0.99	-0.86	-0.78	-0.82	-0.54	-0.83
25	-0.88	-1.01	-0.85	-0.81	-0.87	-0.53	-0.86
26							
27							
28	-0.84	-0.97	-0.82	-0.77	-0.83	-0.49	-0.82
29	-0.86	-1.01	-0.83	-0.79	-0.85	-0.53	-0.84
30	-0.87	-1.00	-0.87	-0.81	-0.86	-0.55	-0.85
31	-0.84	-0.96	-0.85	-0.75	-0.81	-0.53	-0.82
Mo Avg	-0.81	-0.94	-0.82	-0.74	-0.86	-0.58	-0.85

Basis determined by using (MAY) contract.

Prepared by Iowa Department of Agriculture and Land Stewardship
Agricultural Marketing Bureau, Des Moines, Iowa



Source: Iowa Department of Agriculture and Land Stewardship