

## IOWA STATE AVERAGE CORN PRICES FOR APRIL 2022

	NW - I	NC - II	NE - III	SW - IV	SC - V	SE - VI	State Average
<b>1</b>	7.0900	7.0100	7.0000	7.0000	7.0600	7.0400	7.0313
<b>2</b>							
<b>3</b>							
<b>4</b>	7.2600	7.1800	7.1600	7.1700	7.2400	7.2200	7.2016
<b>5</b>	7.3600	7.2700	7.2600	7.2700	7.3200	7.2900	7.2935
<b>6</b>	7.3500	7.2800	7.2200	7.2500	7.3000	7.2700	7.2808
<b>7</b>	7.3900	7.3000	7.2300	7.2700	7.3300	7.2900	7.3041
<b>8</b>	7.4800	7.4100	7.3500	7.3700	7.4400	7.3600	7.4057
<b>9</b>							
<b>10</b>							
<b>11</b>	7.4500	7.3700	7.3200	7.3500	7.3200	7.3600	7.3702
<b>12</b>	7.6000	7.5200	7.4800	7.4800	7.4600	7.5000	7.5174
<b>13</b>	7.6700	7.5900	7.5400	7.5300	7.6000	7.5300	7.5842
<b>14</b>	7.7300	7.6700	7.6000	7.6100	7.6600	7.6000	7.6537
<b>15</b>							
<b>16</b>							
<b>17</b>							
<b>18</b>	7.9600	7.8900	7.8300	7.8300	7.8900	7.8300	7.8795
<b>19</b>	7.8900	7.8200	7.7600	7.7600	7.8200	7.7600	7.8095
<b>20</b>	7.9900	7.9300	7.8600	7.8600	7.9200	7.8400	7.9101
<b>21</b>	7.8400	7.7900	7.7200	7.7100	7.7700	7.7000	7.7659
<b>22</b>	7.7800	7.7300	7.6600	7.6500	7.6900	7.6400	7.7042
<b>23</b>							
<b>24</b>							
<b>25</b>	7.8800	7.8200	7.7500	7.7400	7.7900	7.7200	7.7960
<b>26</b>	7.9400	7.8700	7.8000	7.8000	7.8200	7.7500	7.8454
<b>27</b>	8.0600	7.9900	7.9000	7.9000	7.9400	7.8600	7.9582
<b>28</b>	8.0700	8.0200	7.9300	7.9100	7.9500	7.8800	7.9786
<b>29</b>	8.0700	8.0100	7.9300	7.9100	7.9700	7.8900	7.9785
<b>30</b>							
Mo Avg	7.6930	7.6235	7.5650	7.5685	7.6145	7.5665	7.6134

## IOWA STATE AVERAGE BEAN PRICES FOR APRIL 2022

	<b>NW - I</b>	<b>NC - II</b>	<b>NE - III</b>	<b>SW - IV</b>	<b>SC - V</b>	<b>SE - VI</b>	<b>State Average</b>
<b>1</b>	15.0000	14.9000	15.0300	15.1000	15.0200	15.2700	15.0298
<b>2</b>							
<b>3</b>							
<b>4</b>	15.2400	15.1100	15.2900	15.3300	15.2700	15.4800	15.2601
<b>5</b>	15.4900	15.3600	15.5500	15.6200	15.5300	15.7400	15.5197
<b>6</b>	15.3900	15.2900	15.4300	15.4700	15.4200	15.6600	15.4191
<b>7</b>	15.6200	15.5200	15.6900	15.7100	15.6600	15.9200	15.6594
<b>8</b>	16.0300	15.9200	16.0800	16.0900	16.0800	16.2600	16.0516
<b>9</b>							
<b>10</b>							
<b>11</b>	15.7600	15.6600	15.8000	15.8200	15.8000	15.9900	15.7819
<b>12</b>	15.9600	15.8600	15.9600	16.0400	15.9900	16.1800	15.9775
<b>13</b>	16.0000	15.8800	16.0100	16.0100	16.0200	16.1500	15.9927
<b>14</b>	16.0100	15.9200	16.0300	16.1100	16.0700	16.2900	16.0466
<b>15</b>							
<b>16</b>							
<b>17</b>							
<b>18</b>	16.2900	16.2000	16.3700	16.3900	16.3700	16.6200	16.3429
<b>19</b>	16.2700	16.1900	16.4200	16.3600	16.3500	16.6500	16.3394
<b>20</b>	16.5200	16.4200	16.7100	16.5800	16.5700	16.9300	16.5855
<b>21</b>	16.5500	16.4800	16.7300	16.6500	16.6400	17.0000	16.6375
<b>22</b>	16.2300	16.1800	16.4300	16.3400	16.3200	16.6800	16.3269
<b>23</b>							
<b>24</b>							
<b>25</b>	16.1100	16.0600	16.3000	16.2100	16.2000	16.5500	16.2028
<b>26</b>	16.0700	16.0400	16.2900	16.1600	16.1800	16.5500	16.1776
<b>27</b>	16.2900	16.2600	16.5000	16.3700	16.3900	16.7300	16.3886
<b>28</b>	16.2400	16.2000	16.3700	16.2400	16.2800	16.5300	16.2879
<b>29</b>	16.2400	16.2100	16.3500	16.2900	16.3300	16.5500	16.3034
<b>30</b>							
<b>Mo Avg</b>	15.9655	15.8830	16.0670	16.0445	16.0245	16.2865	16.0165

## IOWA DAILY CORN BASIS FOR APRIL 2022

	<b>NW - I</b>	<b>NC - II</b>	<b>NE - III</b>	<b>SW - IV</b>	<b>SC - V</b>	<b>SE - VI</b>	<b>Basis Average</b>
<b>1</b>	-0.26	-0.34	-0.35	-0.35	-0.29	-0.31	-0.32
<b>2</b>							
<b>3</b>							
<b>4</b>	-0.25	-0.33	-0.35	-0.34	-0.27	-0.29	-0.30
<b>5</b>	-0.24	-0.33	-0.34	-0.33	-0.28	-0.31	-0.30
<b>6</b>	-0.22	-0.29	-0.35	-0.32	-0.27	-0.30	-0.28
<b>7</b>	-0.19	-0.28	-0.35	-0.31	-0.25	-0.29	-0.27
<b>8</b>	-0.21	-0.28	-0.34	-0.32	-0.25	-0.33	-0.28
<b>9</b>							
<b>10</b>							
<b>11</b>	-0.19	-0.27	-0.32	-0.30	-0.32	-0.28	-0.27
<b>12</b>	-0.15	-0.23	-0.27	-0.27	-0.29	-0.25	-0.24
<b>13</b>	-0.17	-0.25	-0.30	-0.31	-0.24	-0.31	-0.25
<b>14</b>	-0.17	-0.23	-0.30	-0.29	-0.24	-0.30	-0.25
<b>15</b>							
<b>16</b>							
<b>17</b>							
<b>18</b>	-0.17	-0.24	-0.30	-0.30	-0.24	-0.30	-0.25
<b>19</b>	-0.15	-0.22	-0.28	-0.28	-0.22	-0.28	-0.23
<b>20</b>	-0.17	-0.23	-0.30	-0.30	-0.24	-0.32	-0.25
<b>21</b>	-0.15	-0.20	-0.27	-0.28	-0.22	-0.29	-0.23
<b>22</b>	-0.15	-0.20	-0.27	-0.28	-0.24	-0.29	-0.23
<b>23</b>							
<b>24</b>							
<b>25</b>	-0.12	-0.18	-0.25	-0.26	-0.21	-0.28	-0.21
<b>26</b>	-0.09	-0.16	-0.23	-0.23	-0.21	-0.28	-0.19
<b>27</b>	-0.09	-0.16	-0.25	-0.25	-0.21	-0.29	-0.20
<b>28</b>	-0.09	-0.14	-0.23	-0.25	-0.21	-0.28	-0.18
<b>29</b>	-0.11	-0.17	-0.25	-0.27	-0.21	-0.29	-0.20
<b>30</b>							
<b>Mo Avg</b>	-0.17	-0.24	-0.30	-0.29	-0.25	-0.29	-0.25

Basis determined by using (May) contract.

Prepared by Iowa Department of Agriculture and Land Stewardship  
Agricultural Marketing Bureau, Des Moines, Iowa

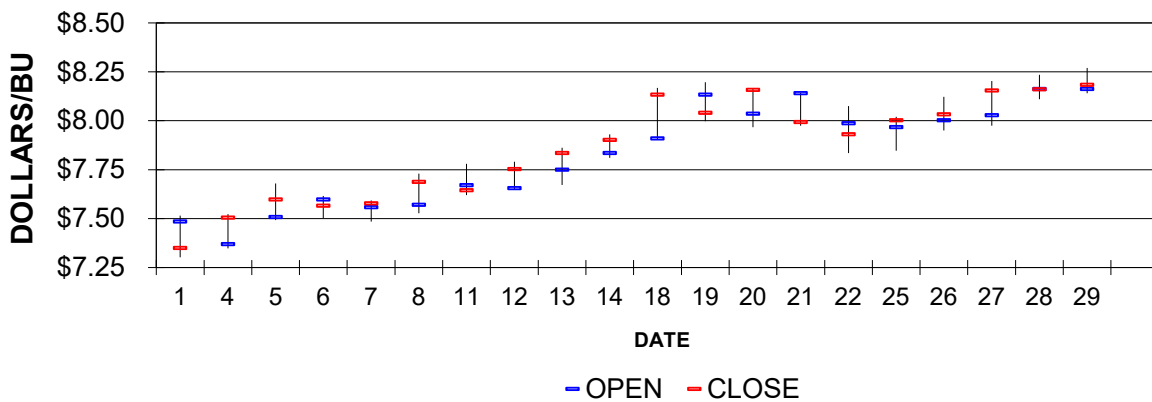
## IOWA DAILY SOYBEAN BASIS FOR APRIL 2022

	<b>NW - I</b>	<b>NC - II</b>	<b>NE - III</b>	<b>SW - IV</b>	<b>SC - V</b>	<b>SE - VI</b>	<b>Basis Average</b>
<b>1</b>	-0.83	-0.93	-0.80	-0.73	-0.81	-0.56	-0.80
<b>2</b>							
<b>3</b>							
<b>4</b>	-0.78	-0.91	-0.73	-0.69	-0.75	-0.54	-0.76
<b>5</b>	-0.82	-0.95	-0.76	-0.69	-0.78	-0.57	-0.79
<b>6</b>	-0.81	-0.91	-0.77	-0.73	-0.78	-0.54	-0.78
<b>7</b>	-0.53	-0.63	-0.46	-0.44	-0.49	-0.23	-0.80
<b>8</b>	-0.86	-0.97	-0.81	-0.80	-0.81	-0.63	-0.84
<b>9</b>							
<b>10</b>							
<b>11</b>	-0.79	-0.89	-0.75	-0.73	-0.75	-0.56	-0.77
<b>12</b>	-0.74	-0.84	-0.74	-0.66	-0.71	-0.52	-0.73
<b>13</b>	-0.76	-0.88	-0.75	-0.75	-0.74	-0.61	-0.77
<b>14</b>	-0.81	-0.90	-0.79	-0.71	-0.75	-0.53	-0.78
<b>15</b>							
<b>16</b>							
<b>17</b>							
<b>18</b>	-0.86	-0.95	-0.78	-0.76	-0.78	-0.53	-0.80
<b>19</b>	-0.90	-0.97	-0.74	-0.81	-0.81	-0.52	-0.83
<b>20</b>	-0.95	-1.05	-0.76	-0.89	-0.90	-0.54	-0.88
<b>21</b>	-0.93	-1.00	-0.75	-0.83	-0.84	-0.48	-0.84
<b>22</b>	-0.93	-0.98	-0.73	-0.82	-0.84	-0.48	-0.83
<b>23</b>							
<b>24</b>							
<b>25</b>	-0.93	-0.98	-0.73	-0.82	-0.84	-0.48	-0.83
<b>26</b>	-0.98	-1.01	-0.76	-0.89	-0.87	-0.50	-0.87
<b>27</b>	-0.98	-1.01	-0.77	-0.90	-0.88	-0.54	-0.88
<b>28</b>	-0.83	-0.87	-0.70	-0.83	-0.79	-0.54	-0.78
<b>29</b>	-0.84	-0.87	-0.73	-0.79	-0.75	-0.53	-0.78
<b>30</b>							
<b>Mo Avg</b>	-0.84	-0.92	-0.74	-0.76	-0.78	-0.52	-0.81

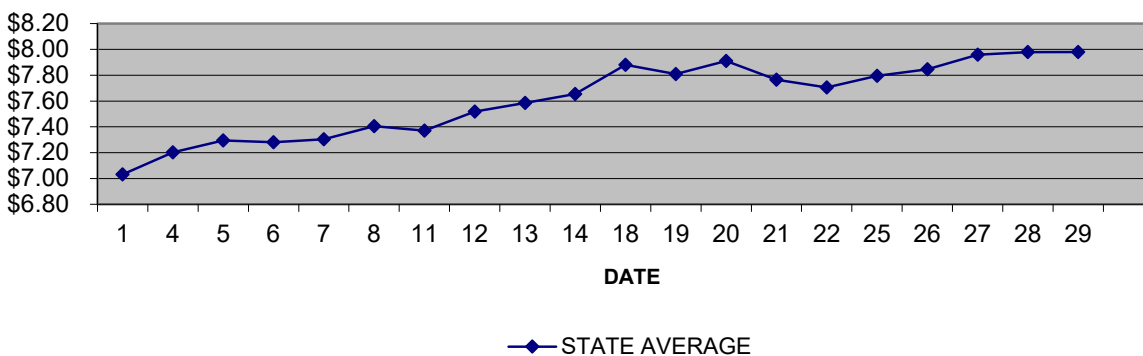
Basis determined by using (May) contract.

Prepared by Iowa Department of Agriculture and Land Stewardship  
Agricultural Marketing Bureau, Des Moines, Iowa

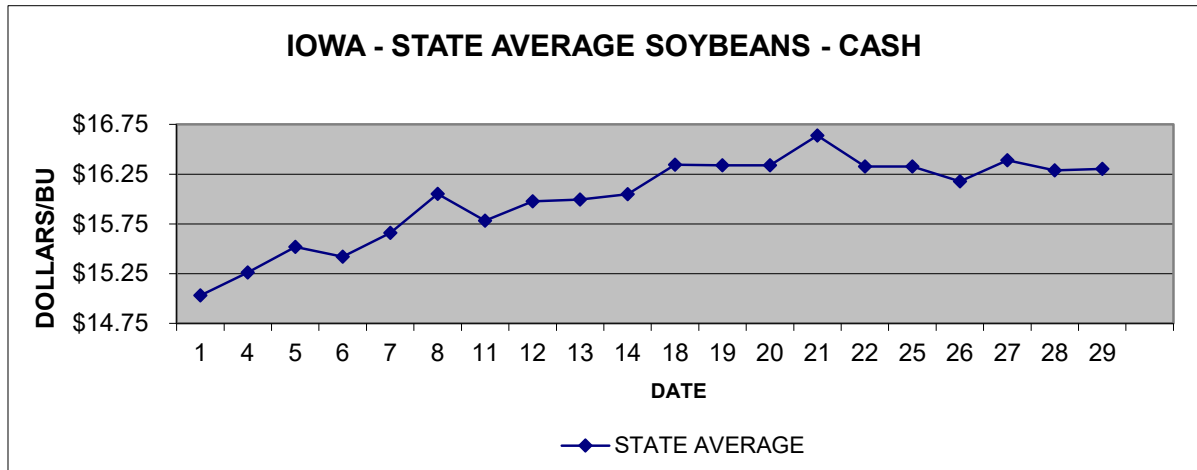
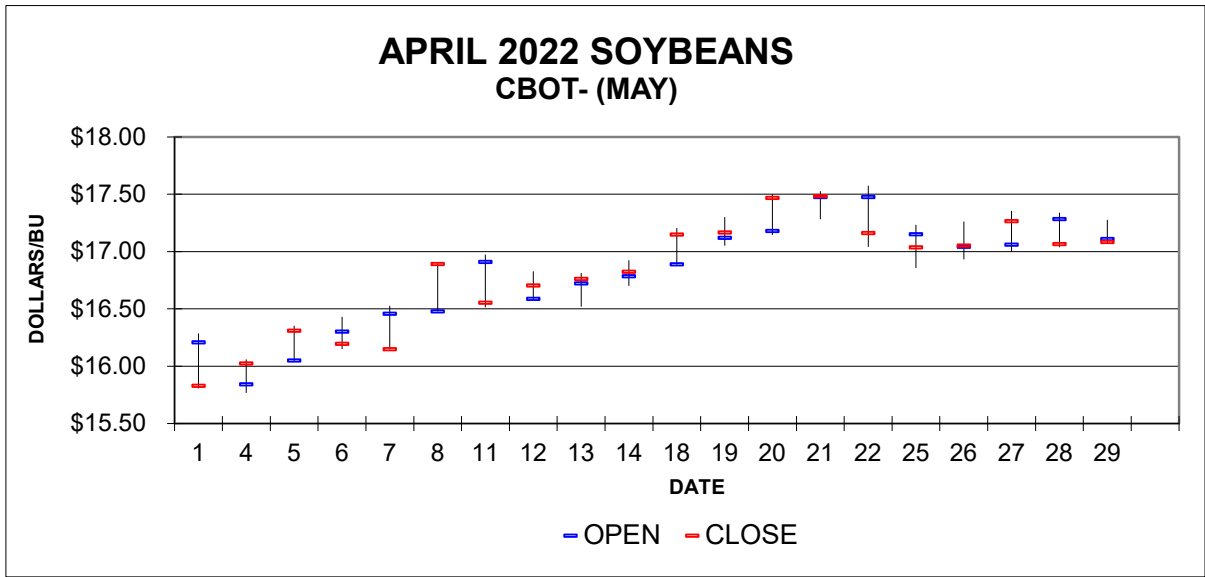
### APRIL 2022 CORN CBOT - (MAY)



### IOWA - STATE AVERAGE CORN - CASH



Source: Iowa Department of Agriculture and Land Stewardship



Source: Iowa Department of Agriculture and Land Stewardship