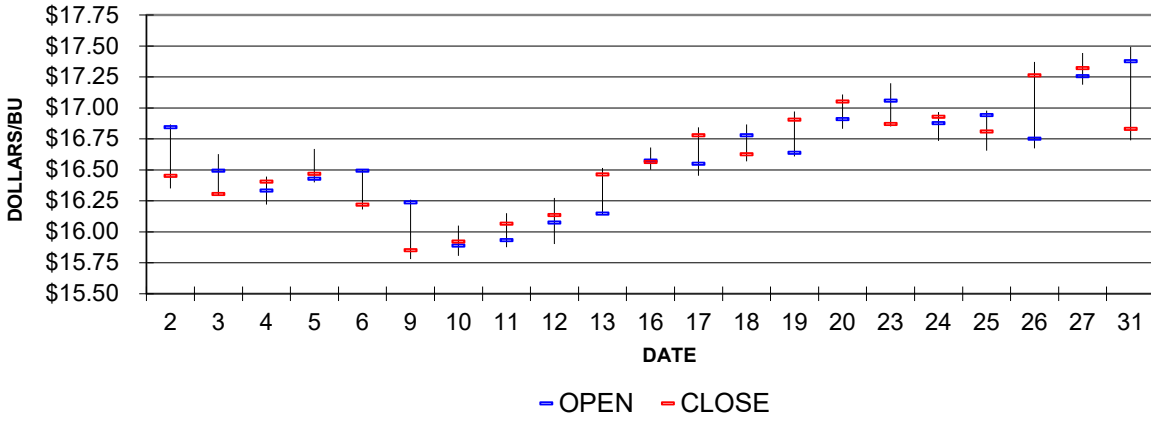
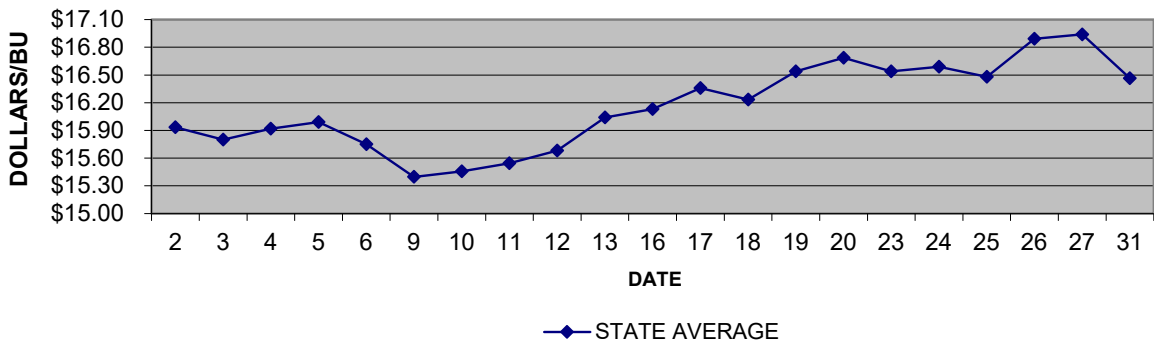


### MAY 2022 SOYBEANS CBOT- (JUL)



### IOWA - STATE AVERAGE SOYBEANS - CASH



Source: Iowa Department of Agriculture and Land Stewardship

## IOWA STATE AVERAGE CORN PRICES FOR MAY 2022

	NW - I	NC - II	NE - III	SW - IV	SC - V	SE - VI	State Average
<b>1</b>							
<b>2</b>	7.9700	7.9100	7.8300	7.8100	7.8600	7.8000	7.8789
<b>3</b>	7.8700	7.8300	7.7200	7.7100	7.7600	7.7000	7.7829
<b>4</b>	7.8800	7.8500	7.7400	7.7600	7.7700	7.7200	7.8039
<b>5</b>	7.9350	7.8850	7.7800	7.7900	7.8000	7.7550	7.8429
<b>6</b>	7.8200	7.7700	7.6700	7.6700	7.6900	7.6300	7.7273
<b>7</b>							
<b>8</b>							
<b>9</b>	7.7000	7.6300	7.5300	7.5400	7.5800	7.5100	7.5976
<b>10</b>	7.7500	7.6900	7.5900	7.5800	7.6100	7.5300	7.6458
<b>11</b>	7.8900	7.8400	7.7600	7.7200	7.7600	7.7000	7.7983
<b>12</b>	7.9300	7.8700	7.7800	7.7700	7.7900	7.7500	7.8335
<b>13</b>	7.8300	7.7800	7.7000	7.6700	7.9000	7.6600	7.7582
<b>14</b>							
<b>15</b>							
<b>16</b>	8.1100	8.0700	7.9900	7.9600	8.0000	7.9700	8.0330
<b>17</b>	8.0300	7.9900	7.9200	7.8800	7.9200	7.8800	7.9535
<b>18</b>	7.8400	7.8000	7.7500	7.7000	7.7500	7.7200	7.7735
<b>19</b>	7.8600	7.8300	7.7800	7.7200	7.7700	7.7400	7.7981
<b>20</b>	7.8200	7.8600	7.7400	7.6800	7.7200	7.7000	7.7776
<b>21</b>							
<b>22</b>							
<b>23</b>	7.9000	7.8700	7.8000	7.7700	7.8000	7.7600	7.8327
<b>24</b>	7.7600	7.7300	7.6700	7.6400	7.6600	7.6100	7.6946
<b>25</b>	7.7800	7.7400	7.6900	7.6300	7.6800	7.6400	7.7090
<b>26</b>	7.7300	7.6900	7.6500	7.5600	7.6100	7.5800	7.6554
<b>27</b>	7.8600	7.8100	7.7600	7.6900	7.7400	7.7100	7.7790
<b>28</b>							
<b>29</b>							
<b>30</b>							
<b>31</b>	7.6400	7.5800	7.5300	7.4500	7.5300	7.4800	7.5515
Mo Avg	7.8526	7.8107	7.7324	7.7000	7.7476	7.6926	7.7727

## IOWA STATE AVERAGE BEAN PRICES FOR MAY 2022

	NW - I	NC - II	NE - III	SW - IV	SC - V	SE - VI	State Average
<b>1</b>							
<b>2</b>	15.8600	15.8200	15.9800	15.9200	15.9700	16.2300	15.9334
<b>3</b>	15.7200	15.6900	15.8200	15.7800	15.8300	16.1400	15.8000
<b>4</b>	15.8200	15.7900	15.9600	15.9200	15.9300	16.2900	15.9177
<b>5</b>	15.8900	15.8700	16.0600	15.9800	15.9900	16.3500	15.9903
<b>6</b>	15.6400	15.6200	15.8100	15.7500	15.7800	16.1300	15.7514
<b>7</b>							
<b>8</b>							
<b>9</b>	15.3100	15.2700	15.4800	15.3800	15.4200	15.7200	15.3965
<b>10</b>	15.3800	15.3400	15.5500	15.4500	15.5000	15.7200	15.4584
<b>11</b>	15.2000	15.4900	15.7100	15.6000	15.7000	15.8900	15.5438
<b>12</b>	15.6000	15.5600	15.7800	15.6200	15.7900	15.9600	15.6820
<b>13</b>	16.0000	15.9100	16.1000	16.0000	16.1300	16.2900	16.0402
<b>14</b>							
<b>15</b>							
<b>16</b>	16.0300	16.0100	16.2400	16.1000	16.2300	16.3900	16.1297
<b>17</b>	16.2500	16.2300	16.4600	16.3300	16.5100	16.6100	16.3575
<b>18</b>	16.1200	16.1100	16.3300	16.2200	16.3800	16.4900	16.2344
<b>19</b>	16.4100	16.4000	16.6700	16.5900	16.6200	16.7900	16.5390
<b>20</b>	16.5600	16.5500	16.8400	16.6700	16.8100	16.9400	16.6851
<b>21</b>							
<b>22</b>							
<b>23</b>	16.4200	16.3800	16.7100	16.5300	16.6400	16.8200	16.5380
<b>24</b>	16.4500	16.4100	16.7800	16.6000	16.7200	16.8800	16.5882
<b>25</b>	16.3400	16.3100	16.6600	16.4800	16.5900	16.8000	16.4799
<b>26</b>	16.7600	16.7000	17.0800	16.9300	16.9400	17.2400	16.8919
<b>27</b>	16.8300	16.7400	17.1200	16.9900	16.9900	17.2600	16.9400
<b>28</b>							
<b>29</b>							
<b>30</b>							
<b>31</b>	16.3800	16.2700	16.6000	16.5000	16.5000	16.7900	16.4630
Mo Avg	16.0462	16.0224	16.2733	16.1590	16.2367	16.4633	16.1600

## IOWA DAILY CORN BASIS FOR MAY 2022

	NW - I	NC - II	NE - III	SW - IV	SC - V	SE - VI	Basis Average
<b>1</b>							
<b>2</b>	-0.07	-0.13	-0.21	-0.23	-0.18	-0.24	-0.16
<b>3</b>	-0.06	-0.10	-0.21	-0.22	-0.17	-0.23	-0.15
<b>4</b>	-0.06	-0.09	-0.20	-0.18	-0.17	-0.22	-0.14
<b>5</b>	-0.04	-0.09	-0.19	-0.19	-0.18	-0.22	-0.13
<b>6</b>	-0.03	-0.08	-0.18	-0.18	-0.16	-0.22	-0.12
<b>7</b>							
<b>8</b>							
<b>9</b>	-0.02	-0.09	-0.19	-0.18	-0.14	-0.21	-0.12
<b>10</b>	0.00	-0.06	-0.16	-0.17	-0.14	-0.22	-0.11
<b>11</b>	0.00	-0.04	-0.13	-0.17	-0.13	-0.19	-0.09
<b>12</b>	0.01	-0.04	-0.14	-0.15	-0.13	-0.17	-0.08
<b>13</b>	0.02	-0.03	-0.11	-0.14	0.09	-0.15	-0.05
<b>14</b>							
<b>15</b>							
<b>16</b>	0.01	-0.03	-0.11	-0.14	-0.10	-0.13	-0.06
<b>17</b>	0.02	-0.02	-0.09	-0.13	-0.09	-0.13	-0.05
<b>18</b>	0.02	-0.02	-0.07	-0.12	-0.07	-0.10	-0.04
<b>19</b>	0.03	0.00	-0.05	-0.11	-0.06	-0.09	-0.03
<b>20</b>	0.03	0.07	-0.05	-0.11	-0.07	-0.09	-0.01
<b>21</b>							
<b>22</b>							
<b>23</b>	0.04	0.01	-0.06	-0.09	-0.06	-0.10	-0.03
<b>24</b>	0.04	0.01	-0.05	-0.08	-0.06	-0.11	-0.02
<b>25</b>	0.06	0.02	-0.03	-0.09	-0.04	-0.08	-0.01
<b>26</b>	0.08	0.04	0.00	-0.09	-0.04	-0.07	0.01
<b>27</b>	0.09	0.04	-0.01	-0.08	-0.03	-0.06	0.01
<b>28</b>							
<b>29</b>							
<b>30</b>							
<b>31</b>	0.11	0.04	0.00	-0.09	0.00	-0.05	0.02
Mo Avg	0.01	-0.03	-0.11	-0.14	-0.09	-0.15	-0.07

Basis determined by using (JUL) contract.

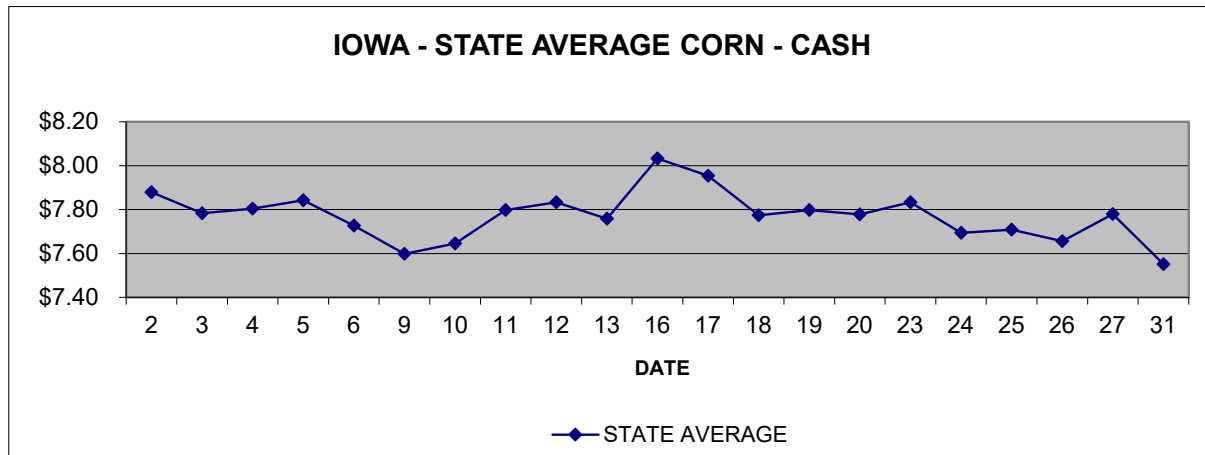
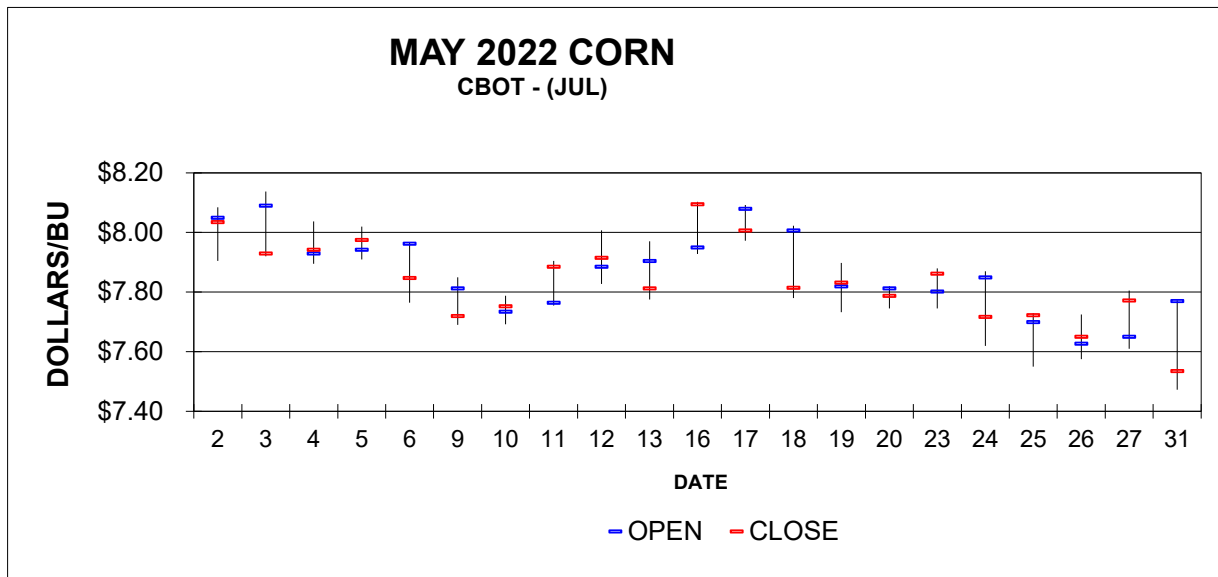
Prepared by Iowa Department of Agriculture and Land Stewardship  
Agricultural Marketing Bureau, Des Moines, Iowa

## IOWA DAILY SOYBEAN BASIS FOR MAY 2022

	<b>NW - I</b>	<b>NC - II</b>	<b>NE - III</b>	<b>SW - IV</b>	<b>SC - V</b>	<b>SE - VI</b>	<b>Basis Average</b>
<b>1</b>	#REF!	#REF!	#REF!	#REF!	#REF!	#REF!	0.00
<b>2</b>	-0.59	-0.63	-0.47	-0.53	-0.48	-0.22	-0.52
<b>3</b>	-0.58	-0.62	-0.48	-0.53	-0.48	-0.16	-0.51
<b>4</b>	-0.59	-0.62	-0.45	-0.49	-0.48	-0.12	-0.49
<b>5</b>	-0.58	-0.60	-0.41	-0.49	-0.48	-0.12	-0.48
<b>6</b>	-0.58	-0.60	-0.41	-0.47	-0.44	-0.09	-0.47
<b>7</b>	#REF!	#REF!	#REF!	#REF!	#REF!	#REF!	0.00
<b>8</b>	#REF!	#REF!	#REF!	#REF!	#REF!	#REF!	0.00
<b>9</b>	-0.54	-0.58	-0.37	-0.47	-0.43	-0.13	-0.46
<b>10</b>	-0.54	-0.58	-0.37	-0.47	-0.42	-0.20	-0.46
<b>11</b>	-0.87	-0.58	-0.36	-0.47	-0.37	-0.18	-0.52
<b>12</b>	-0.54	-0.58	-0.36	-0.52	-0.35	-0.18	-0.46
<b>13</b>	-0.47	-0.56	-0.36	-0.47	-0.34	-0.18	-0.42
<b>14</b>	#REF!	#REF!	#REF!	#REF!	#REF!	#REF!	0.00
<b>15</b>	#REF!	#REF!	#REF!	#REF!	#REF!	#REF!	0.00
<b>16</b>	-0.54	-0.56	-0.33	-0.47	-0.34	-0.18	-0.44
<b>17</b>	-0.53	-0.55	-0.32	-0.45	-0.27	-0.17	-0.42
<b>18</b>	-0.51	-0.52	-0.30	-0.41	-0.25	-0.14	-0.39
<b>19</b>	-0.50	-0.51	-0.23	-0.32	-0.29	-0.12	-0.37
<b>20</b>	-0.49	-0.50	-0.21	-0.38	-0.24	-0.11	-0.37
<b>21</b>	#REF!	#REF!	#REF!	#REF!	#REF!	#REF!	0.00
<b>22</b>	#REF!	#REF!	#REF!	#REF!	#REF!	#REF!	0.00
<b>23</b>	-0.45	-0.49	-0.16	-0.34	-0.23	-0.05	-0.33
<b>24</b>	-0.48	-0.52	-0.15	-0.33	-0.21	-0.05	-0.34
<b>25</b>	-0.47	-0.50	-0.15	-0.33	-0.22	-0.01	-0.33
<b>26</b>	-0.50	-0.57	-0.19	-0.34	-0.32	-0.03	-0.37
<b>27</b>	-0.49	-0.58	-0.20	-0.33	-0.33	-0.06	-0.38
<b>28</b>	#REF!	#REF!	#REF!	#REF!	#REF!	#REF!	0.00
<b>29</b>	#REF!	#REF!	#REF!	#REF!	#REF!	#REF!	0.00
<b>30</b>	#REF!	#REF!	#REF!	#REF!	#REF!	#REF!	0.00
<b>31</b>	-0.45	-0.56	-0.23	-0.33	-0.33	-0.04	-0.37
<b>Mo Avg</b>	#REF!	#REF!	#REF!	#REF!	#REF!	#REF!	-0.29

Basis determined by using (MONTH) contract.

Prepared by Iowa Department of Agriculture and Land Stewardship  
Agricultural Marketing Bureau, Des Moines, Iowa



Source: Iowa Department of Agriculture and Land Stewardship