

## IOWA STATE AVERAGE CORN PRICES FOR SEPTEMBER 2022

	NW - I	NC - II	NE - III	SW - IV	SC - V	SE - VI	State Average
<b>1</b>	7.4900	7.2000	6.9900	7.2500	6.9600	7.0100	7.1886
<b>2</b>	7.5500	7.2900	7.0200	7.3200	7.0100	7.0500	7.2502
<b>3</b>							
<b>4</b>							
<b>5</b>							
<b>6</b>	7.6500	7.3800	7.1300	7.4200	7.1100	7.1400	7.3479
<b>7</b>	7.5400	7.2800	7.0700	7.3900	7.0600	7.1000	7.2728
<b>8</b>	7.4600	7.1600	7.0600	7.3200	7.0200	7.0800	7.2050
<b>9</b>	7.5400	7.3000	7.1600	7.4000	7.1500	7.2300	7.3181
<b>10</b>							
<b>11</b>							
<b>12</b>	7.6300	7.3000	7.1200	7.4600	7.0300	7.3400	7.3408
<b>13</b>	7.6300	7.2755	7.1086	7.4000	6.9900	7.1958	7.3039
<b>14</b>	7.5300	7.1800	6.9400	7.2100	6.8300	7.0500	7.1715
<b>15</b>	7.4800	7.1100	6.8500	7.1500	6.7100	6.9600	7.0970
<b>16</b>	7.4200	7.1100	6.7300	7.0800	6.7000	6.9200	7.0491
<b>17</b>							
<b>18</b>							
<b>19</b>	7.4200	7.1200	6.7600	7.1000	6.6900	6.7900	7.0437
<b>20</b>	7.4200	7.1200	6.7600	7.1000	6.6900	6.7800	7.1700
<b>21</b>	7.4800	7.1800	6.8600	7.1500	6.7400	6.8600	7.1098
<b>22</b>	7.4700	7.1800	6.9400	7.1300	6.7100	6.9100	7.1225
<b>23</b>	7.3100	7.0500	6.8000	7.0200	6.5600	6.8100	6.9889
<b>24</b>							
<b>25</b>							
<b>26</b>	7.0154	6.7885	6.5358	6.7768	6.4739	6.6268	6.7458
<b>27</b>	6.9736	6.8010	6.5761	6.8079	6.4293	6.4807	6.7309
<b>28</b>	6.8400	6.8300	6.6100	6.9000	6.4500	6.5100	6.7341
<b>29</b>	6.8800	6.6100	6.6000	6.5800	6.4400	6.4000	6.6225
<b>30</b>	6.9000	6.6300	6.6900	6.6900	6.5100	6.5100	6.6500
Mo Avg	7.3633	7.0902	6.8719	7.1264	6.7744	6.8930	7.0697

## IOWA STATE AVERAGE BEAN PRICES FOR SEPTEMBER 2022

	NW - I	NC - II	NE - III	SW - IV	SC - V	SE - VI	State Average
<b>1</b>	14.0200	14.1000	14.2600	14.1400	13.9800	14.6500	14.1677
<b>2</b>	14.2900	14.3800	14.4700	14.3900	14.2400	14.7300	14.4039
<b>3</b>							
<b>4</b>							
<b>5</b>							
<b>6</b>	14.0100	14.1700	14.4400	14.1600	14.0000	14.5100	14.1938
<b>7</b>	13.8400	13.9500	13.8800	14.0300	13.8000	14.4300	13.9755
<b>8</b>	13.8900	13.9200	13.8400	13.9800	13.8200	14.4800	13.9747
<b>9</b>	14.1300	14.1800	14.1300	14.2500	14.1000	14.6500	14.2259
<b>10</b>							
<b>11</b>							
<b>12</b>	14.7900	14.7200	14.6300	14.9000	14.4900	15.0300	14.7679
<b>13</b>	14.4070	14.5200	14.4800	14.5200	14.2800	14.7700	14.4973
<b>14</b>	14.1600	14.2700	14.2600	14.2700	14.0100	14.4000	14.2341
<b>15</b>	14.0400	14.1500	14.2500	14.3000	13.9700	14.3700	14.1709
<b>16</b>	13.9000	14.0700	14.1600	14.1100	13.9400	14.3200	14.0686
<b>17</b>							
<b>18</b>							
<b>19</b>	14.0200	14.1500	14.2900	14.2500	14.0500	14.3200	14.1657
<b>20</b>	14.0200	14.1500	14.2900	14.2500	14.0500	14.3200	14.3400
<b>21</b>	14.0500	14.1200	14.2400	14.1200	14.0100	14.5700	14.1668
<b>22</b>	14.0300	14.0000	14.1600	14.0600	13.9900	14.4300	14.0911
<b>23</b>	13.7000	13.6900	13.8600	13.8600	13.6800	13.9400	13.7712
<b>24</b>							
<b>25</b>							
<b>26</b>	13.5696	13.5575	13.6081	13.6396	13.5239	13.9054	13.6209
<b>27</b>	13.5371	13.4900	13.6356	13.5900	13.4700	13.7767	13.5695
<b>28</b>	13.5700	13.5000	13.5400	13.5700	13.4800	13.6900	13.5540
<b>29</b>	13.6000	13.5400	13.4000	13.6300	13.4800	13.4700	13.5339
<b>30</b>	13.1500	13.0400	12.9400	13.1900	13.0500	13.0000	13.0600
Mo Avg	13.9392	13.9842	14.0364	14.0576	13.8769	14.2744	14.0263

## IOWA DAILY CORN BASIS FOR SEPTEMBER 2022

	NW - I	NC - II	NE - III	SW - IV	SC - V	SE - VI	Basis Average
<b>1</b>	0.91	0.62	0.41	0.67	0.38	0.43	0.61
<b>2</b>	0.89	0.63	0.36	0.66	0.35	0.39	0.59
<b>3</b>							
<b>4</b>							
<b>5</b>							
<b>6</b>	0.89	0.62	0.37	0.66	0.35	0.38	0.59
<b>7</b>	0.83	0.57	0.36	0.68	0.35	0.39	0.56
<b>8</b>	0.78	0.48	0.38	0.64	0.34	0.40	0.52
<b>9</b>	0.69	0.45	0.31	0.55	0.30	0.38	0.47
<b>10</b>							
<b>11</b>							
<b>12</b>	0.67	0.34	0.16	0.50	0.07	0.38	0.38
<b>13</b>	0.70	0.35	0.18	0.47	0.06	0.27	0.38
<b>14</b>	0.71	0.36	0.12	0.39	0.01	0.23	0.35
<b>15</b>	0.71	0.34	0.07	0.38	-0.07	0.19	0.32
<b>16</b>	0.65	0.34	-0.04	0.31	-0.07	0.15	0.28
<b>17</b>							
<b>18</b>							
<b>19</b>	0.64	0.34	-0.02	0.32	-0.09	0.01	0.26
<b>20</b>	0.50	0.20	-0.16	0.18	-0.23	-0.14	0.25
<b>21</b>	0.63	0.32	0.00	0.30	-0.12	0.00	0.25
<b>22</b>	0.59	0.30	0.06	0.25	-0.17	0.03	0.24
<b>23</b>	0.54	0.28	0.03	0.25	-0.21	0.04	0.22
<b>24</b>							
<b>25</b>							
<b>26</b>	0.35	0.13	-0.13	0.11	-0.19	-0.04	0.08
<b>27</b>	0.30	0.13	-0.10	0.13	-0.25	-0.19	0.06
<b>28</b>	0.14	0.13	-0.09	0.20	-0.26	-0.20	0.03
<b>29</b>	0.21	-0.06	-0.07	-0.09	-0.23	-0.27	-0.07
<b>30</b>	0.21	-0.07	0.00	0.00	-0.19	-0.19	-0.04
<b>Mo Avg</b>	0.60	0.32	0.10	0.36	0.01	0.13	0.30

Basis determined by using (DEC) contract.

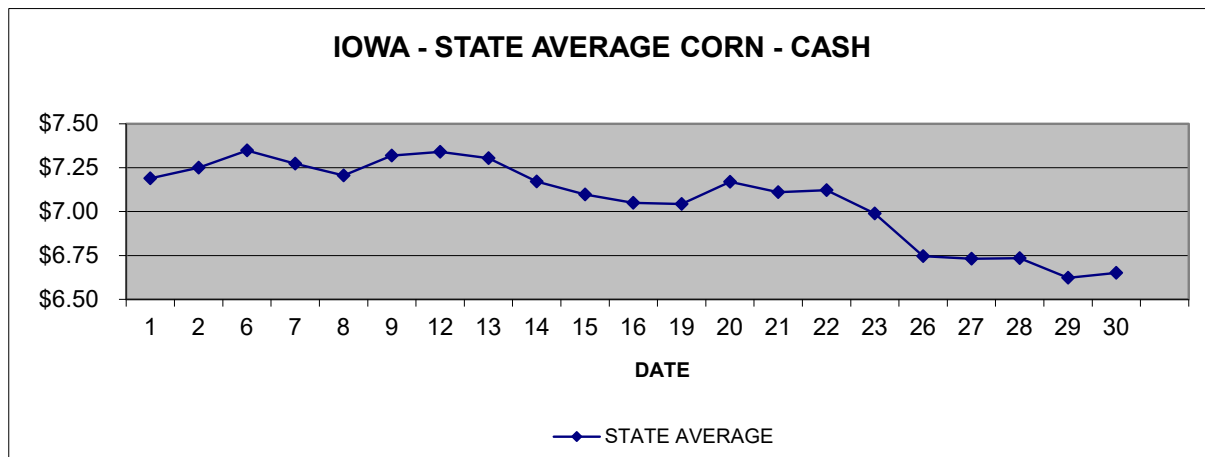
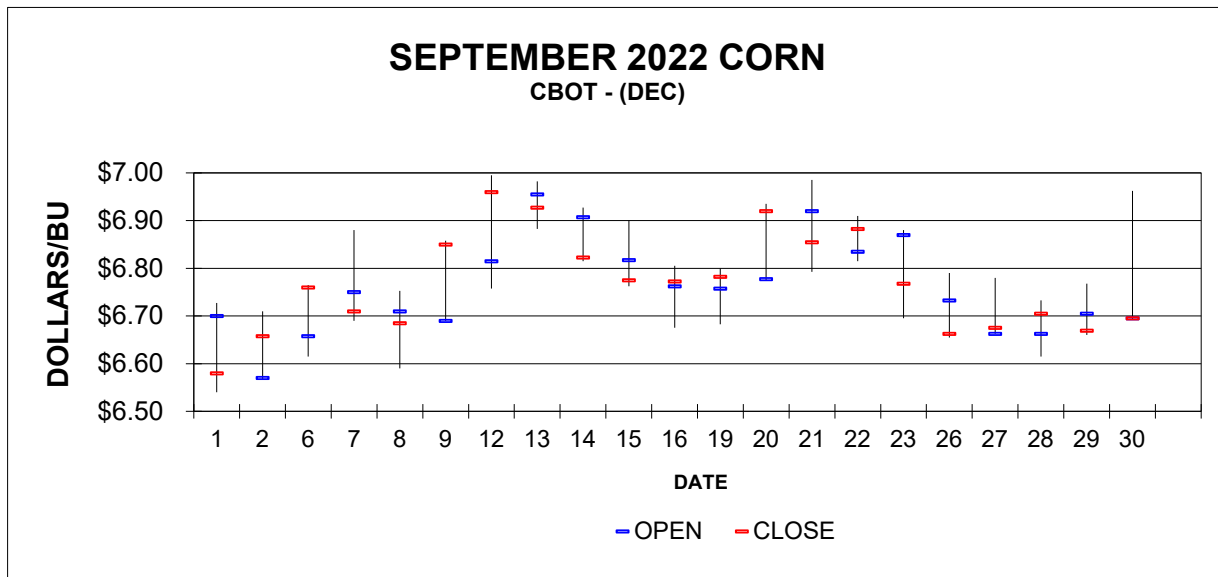
Prepared by Iowa Department of Agriculture and Land Stewardship  
Agricultural Marketing Bureau, Des Moines, Iowa

## IOWA DAILY SOYBEAN BASIS FOR SEPTEMBER 2022

	<b>NW - I</b>	<b>NC - II</b>	<b>NE - III</b>	<b>SW - IV</b>	<b>SC - V</b>	<b>SE - VI</b>	<b>Basis Average</b>
<b>1</b>	0.07	0.15	0.31	0.19	0.03	0.70	0.22
<b>2</b>	0.07	0.16	0.25	0.17	0.02	0.51	0.20
<b>3</b>							
<b>4</b>							
<b>5</b>							
<b>6</b>	0.02	0.18	0.45	0.17	0.01	0.52	0.21
<b>7</b>	0.00	0.11	0.04	0.19	-0.04	0.59	0.14
<b>8</b>	0.03	0.06	-0.02	0.12	-0.04	0.62	0.11
<b>9</b>	0.01	0.06	0.01	0.13	-0.02	0.53	0.10
<b>10</b>							
<b>11</b>							
<b>12</b>	-0.09	-0.16	-0.25	0.02	-0.39	0.15	-0.11
<b>13</b>	-0.38	-0.27	-0.31	-0.27	-0.51	-0.02	-0.29
<b>14</b>	-0.39	-0.28	-0.29	-0.28	-0.54	-0.15	-0.32
<b>15</b>	-0.48	-0.37	-0.27	-0.22	-0.55	-0.15	-0.34
<b>16</b>	-0.58	-0.41	-0.32	-0.38	-0.55	-0.16	-0.42
<b>17</b>							
<b>18</b>							
<b>19</b>	-0.59	-0.46	-0.32	-0.36	-0.56	-0.29	-0.45
<b>20</b>	-0.77	-0.64	-0.50	-0.54	-0.74	-0.47	-0.45
<b>21</b>	-0.56	-0.49	-0.37	-0.49	-0.60	-0.04	-0.45
<b>22</b>	-0.54	-0.57	-0.41	-0.51	-0.58	-0.14	-0.48
<b>23</b>	-0.56	-0.57	-0.40	-0.40	-0.58	-0.32	-0.49
<b>24</b>							
<b>25</b>							
<b>26</b>	-0.54	-0.56	-0.50	-0.47	-0.59	-0.21	-0.49
<b>27</b>	-0.54	-0.59	-0.44	-0.49	-0.61	-0.30	-0.51
<b>28</b>	-0.52	-0.59	-0.55	-0.52	-0.61	-0.40	-0.53
<b>29</b>	-0.51	-0.57	-0.71	-0.48	-0.63	-0.64	-0.57
<b>30</b>	-0.50	-0.61	-0.71	-0.46	-0.60	-0.65	-0.59
<b>Mo Avg</b>	-0.35	-0.30	-0.25	-0.23	-0.41	-0.01	-0.26

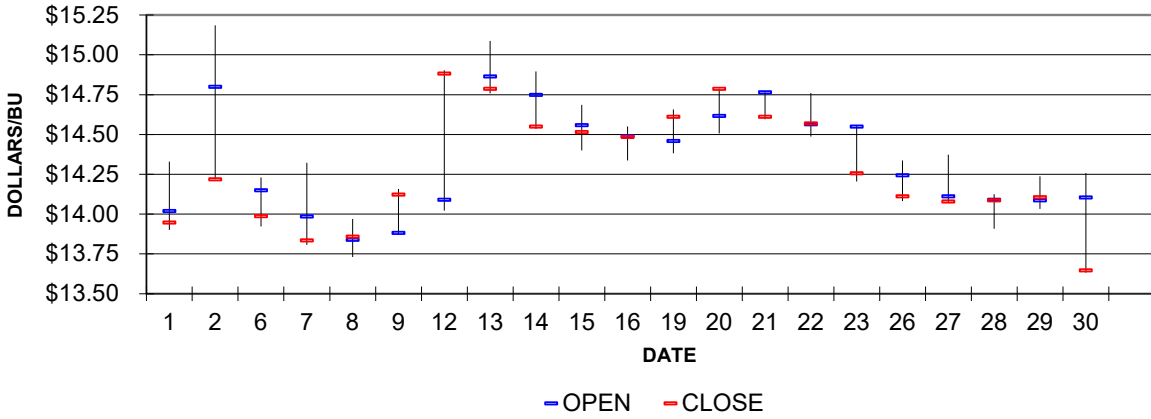
Basis determined by using (NOV) contract.

Prepared by Iowa Department of Agriculture and Land Stewardship  
Agricultural Marketing Bureau, Des Moines, Iowa

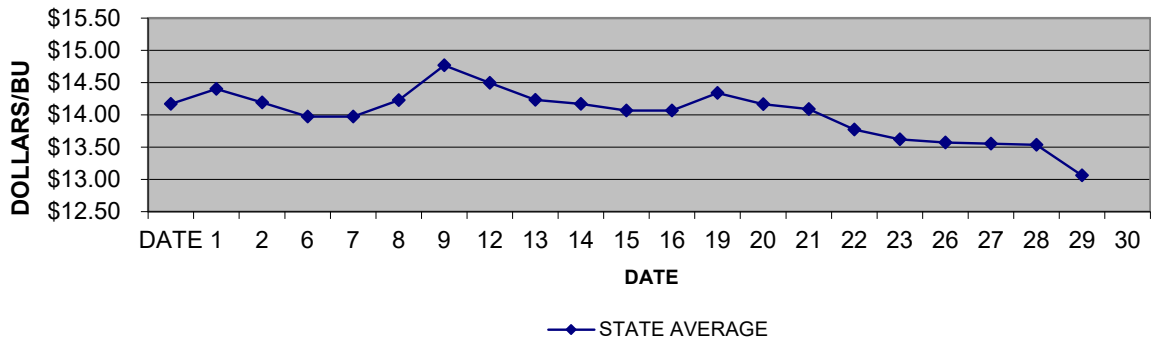


Source: Iowa Department of Agriculture and Land Stewardship

### SEPTEMBER 2022 SOYBEANS CBOT- (NOV)



### IOWA - STATE AVERAGE SOYBEANS - CASH



Source: Iowa Department of Agriculture and Land Stewardship