

IOWA STATE AVERAGE CORN PRICES FOR DECEMBER 2022

	NW - I	NC - II	NE - III	SW - IV	SC - V	SE - VI	State Average
1	6.9064	6.6880	6.3461	6.8050	6.6114	6.3964	6.6485
2	6.7682	6.5465	6.2081	6.6300	6.4600	6.2500	6.5027
3							
4							
5	6.7100	6.4900	6.1600	6.6100	6.4000	6.2000	6.4524
6	6.6800	6.4700	6.1400	6.5900	6.3800	6.2000	6.4327
7	6.7349	6.5105	6.5181	6.6239	6.4046	6.2439	6.5334
8	6.7636	6.5240	6.1760	6.6364	6.4214	6.2379	6.4858
9	6.7800	6.5400	6.2000	6.6700	6.4700	6.2300	6.5054
10							
11							
12	6.8800	6.6400	6.2900	6.7700	6.5300	6.3100	6.5981
13	6.8700	6.6300	6.2900	6.7600	6.5300	6.3200	6.5930
14	6.8436	6.6010	6.2761	6.7350	6.5014	6.2750	6.5658
15	6.8736	6.6820	6.2817	6.7536	6.5479	6.3193	6.6079
16	6.8714	6.6230	6.2844	6.7486	6.5443	6.3143	6.5893
17							
18							
19	6.8100	6.5700	6.2300	6.6900	6.4700	6.2700	6.5329
20	6.8614	6.6130	6.2989	6.7517	6.5200	6.3033	6.5840
21	6.9525	6.7155	6.4147	6.8496	6.6296	6.4168	6.6877
22	6.9350	6.6883	6.4350	6.8133	6.6230	6.3700	6.6690
23							
24							
25							
26							
27	7.0500	6.8300	6.5800	6.9600	6.7500	6.6000	6.8155
28	7.1218	6.8965	6.6731	7.0318	6.8061	6.6489	6.8855
29	7.0793	6.8500	6.6261	6.9993	6.7779	6.5893	6.8415
30	7.0550	6.8270	6.6106	6.9893	6.7607	6.5793	6.8232
Mo Avg	6.8773	6.6468	6.3519	6.7709	6.5569	6.3537	6.6177

Prepared by Iowa Department of Agriculture and Land Stewardship
Agricultural Marketing Bureau, Des Moines, Iowa

IOWA STATE AVERAGE BEAN PRICES FOR DECEMBER 2022

	NW - I	NC - II	NE - III	SW - IV	SC - V	SE - VI	State Average
1	14.2632	14.0200	13.7953	14.3432	14.0775	13.9518	14.0917
2	14.3500	14.1000	13.8700	14.3600	14.1600	14.0200	14.1617
3							
4							
5	14.3400	14.1000	13.8700	14.3600	14.1600	13.9900	14.1556
6	14.5100	14.2700	14.0200	14.5600	14.3300	14.1600	14.3276
7	14.6529	14.4300	14.2222	14.7957	14.5000	14.3557	14.5063
8	14.7582	14.5775	14.3247	14.9296	14.6382	14.4711	14.6314
9	14.7200	14.5100	14.3100	14.8700	14.6200	14.4200	14.5857
10							
11							
12	14.4800	14.2800	14.0800	14.6400	14.3800	14.1700	14.3498
13	14.6800	14.4600	14.2700	14.8100	14.5700	14.3200	14.5311
14	14.7096	14.4905	14.2958	14.8125	14.5982	14.3654	14.5583
15	14.6221	14.3970	14.1917	14.7193	14.5101	14.2707	14.4652
16	14.6743	14.4520	14.2610	14.7843	14.5686	14.3271	14.5235
17							
18							
19	14.4800	14.2500	14.0700	14.5900	14.3700	14.1300	14.3268
20	14.6464	14.3370	14.2517	14.7667	14.5436	14.3283	14.4806
21	14.6714	14.4620	14.2722	14.7786	14.5671	14.3414	14.5278
22	14.5461	14.3253	14.1397	14.5461	14.3253	14.3975	14.3938
23							
24							
25							
26							
27	14.6900	14.4900	14.2800	14.7900	14.5400	14.3400	14.5390
28	14.9475	14.6858	14.5367	15.0239	14.7700	14.5893	14.7726
29	14.9682	14.6995	14.5647	15.0589	14.7832	14.6075	14.7935
30	15.0261	14.7798	14.6528	15.1404	14.8232	14.7046	14.8680
31							
Mo Avg	14.6368	14.4058	14.2139	14.7340	14.4917	14.3130	14.4795

Prepared by Iowa Department of Agriculture and Land Stewardship
Agricultural Marketing Bureau, Des Moines, Iowa

IOWA DAILY CORN BASIS FOR DECEMBER 2022

	NW - I	NC - II	NE - III	SW - IV	SC - V	SE - VI	Basis Average
1	0.30	0.08	-0.26	0.20	0.01	-0.21	0.04
2	0.31	0.08	-0.25	0.17	0.00	-0.21	0.04
3							
4							
5	0.31	0.09	-0.25	0.21	0.00	-0.21	0.05
6	0.31	0.10	-0.23	0.22	0.01	-0.17	0.06
7	0.32	0.10	0.11	0.21	-0.01	-0.17	0.26
8	0.34	0.10	-0.25	0.21	0.00	-0.19	0.06
9	0.34	0.10	-0.24	0.23	0.03	-0.21	0.07
10							
11							
12	0.34	0.10	-0.25	0.23	-0.01	-0.23	0.06
13	0.34	0.09	-0.25	0.23	0.00	-0.22	0.06
14	0.34	0.10	-0.23	0.23	0.00	-0.23	0.06
15	0.34	0.15	-0.25	0.22	0.01	-0.22	0.07
16	0.34	0.09	-0.25	0.22	0.01	-0.22	0.06
17							
18							
19	0.34	0.10	-0.24	0.22	0.00	-0.20	0.06
20	0.34	0.09	-0.22	0.23	0.00	-0.22	0.06
21	0.33	0.09	-0.21	0.23	0.01	-0.21	0.07
22	0.33	0.08	-0.17	0.21	0.02	-0.24	0.06
23							
24							
25							
26							
27	0.30	0.08	-0.17	0.21	0.00	-0.15	0.07
28	0.29	0.07	-0.15	0.20	-0.02	-0.18	0.06
29	0.28	0.05	-0.17	0.20	-0.02	-0.21	0.05
30	0.27	0.04	-0.18	0.20	-0.03	-0.21	0.04
Mo Avg	0.32	0.09	-0.21	0.21	0.00	-0.20	0.07

Basis determined by using (MAR) contract.

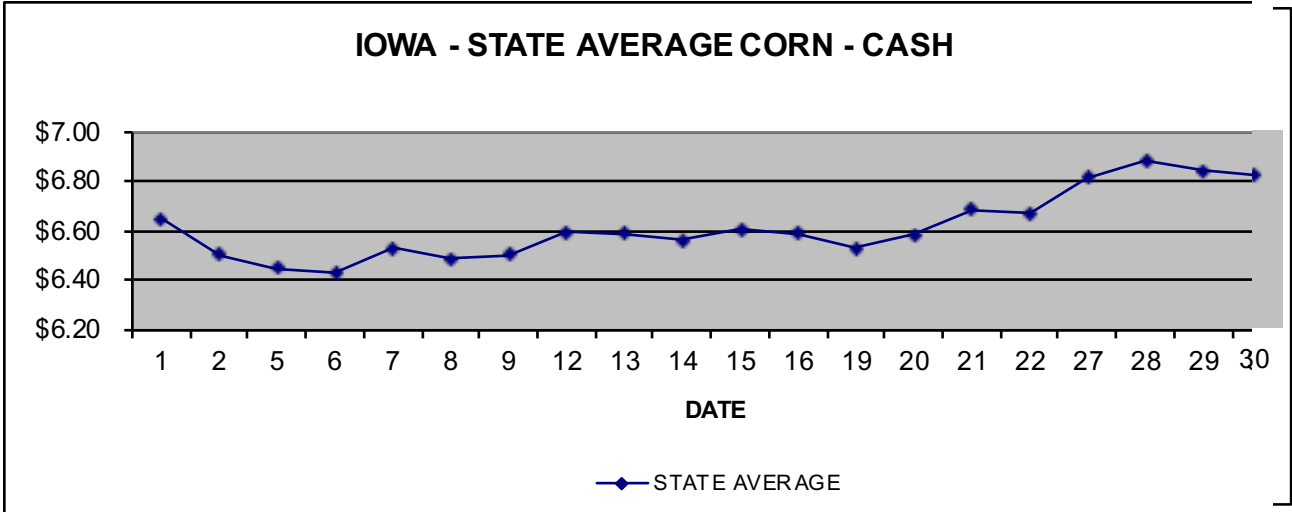
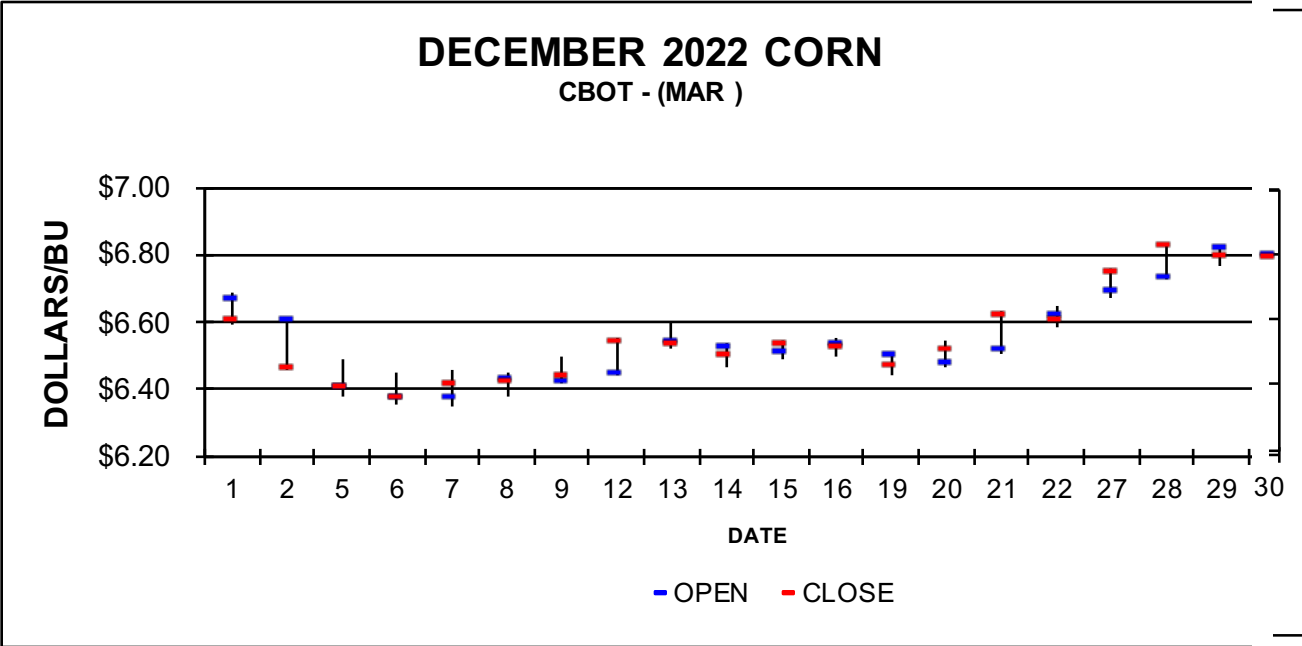
Prepared by Iowa Department of Agriculture and Land Stewardship
Agricultural Marketing Bureau, Des Moines, Iowa

IOWA DAILY SOYBEAN BASIS FOR DECEMBER 2022

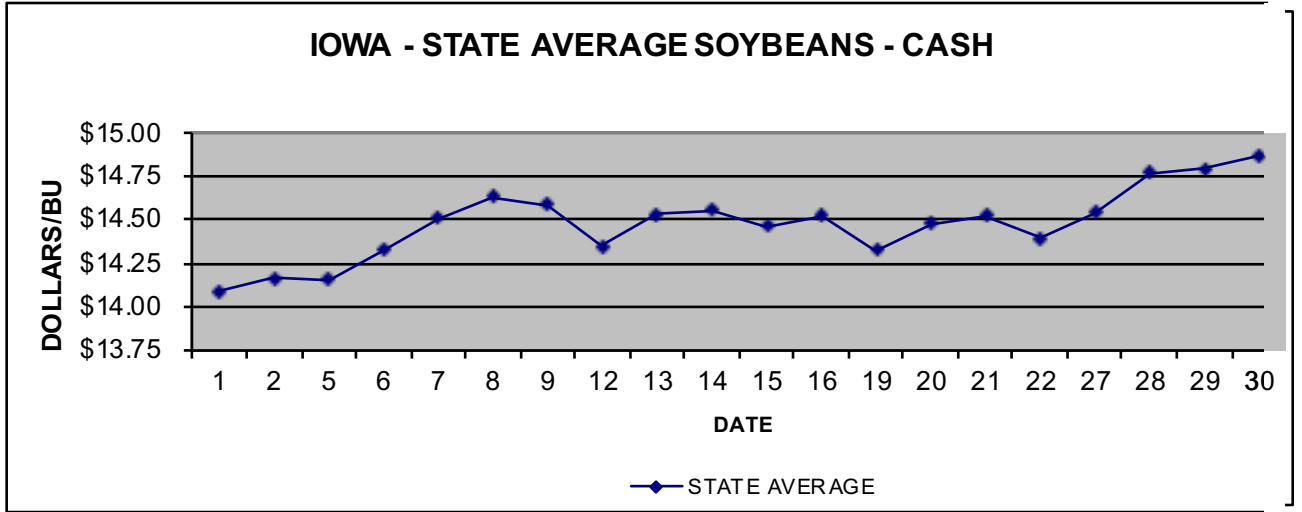
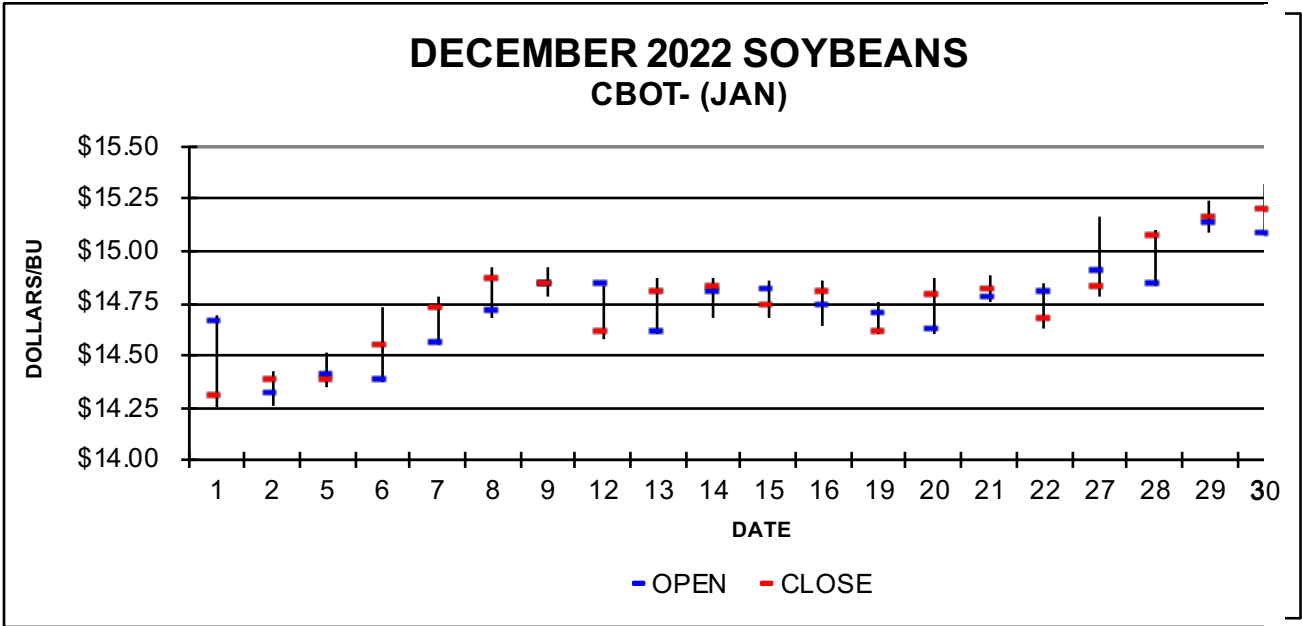
	NW - I	NC - II	NE - III	SW - IV	SC - V	SE - VI	Basis Average
1	-0.03	-0.28	-0.50	0.05	-0.22	-0.35	-0.21
2	-0.04	-0.29	-0.52	-0.03	-0.23	-0.37	-0.22
3							
4							
5	-0.04	-0.28	-0.51	-0.02	-0.22	-0.39	-0.22
6	-0.04	-0.28	-0.53	0.01	-0.22	-0.39	-0.22
7	-0.07	-0.29	-0.50	0.08	-0.22	-0.36	-0.21
8	-0.10	-0.29	-0.54	0.07	-0.22	-0.39	-0.23
9	-0.12	-0.33	-0.53	0.03	-0.22	-0.42	-0.25
10							
11							
12	-0.13	-0.33	-0.53	0.04	-0.23	-0.44	-0.26
13	-0.12	-0.34	-0.53	0.01	-0.23	-0.48	-0.27
14	-0.11	-0.33	-0.53	-0.01	-0.22	-0.46	-0.26
15	-0.11	-0.34	-0.54	-0.02	-0.22	-0.46	-0.27
16	-0.13	-0.35	-0.54	-0.02	-0.23	-0.47	-0.28
17							
18							
19	-0.13	-0.36	-0.54	-0.02	-0.24	-0.48	-0.28
20	-0.14	-0.45	-0.53	-0.02	-0.24	-0.46	-0.30
21	-0.14	-0.35	-0.54	-0.03	-0.24	-0.47	-0.28
22	-0.13	-0.35	-0.54	-0.13	-0.35	-0.28	-0.28
23							
24							
25							
26							
27	-0.13	-0.33	-0.54	-0.03	-0.28	-0.48	-0.28
28	-0.12	-0.38	-0.53	-0.04	-0.30	-0.48	-0.29
29	-0.19	-0.46	-0.60	-0.10	-0.38	-0.56	-0.29
30	-0.17	-0.41	-0.54	-0.05	-0.37	-0.49	-0.32
Mo Avg	-0.11	-0.34	-0.53	-0.01	-0.25	-0.43	-0.26

Basis determined by using (JAN) contract.

Prepared by Iowa Department of Agriculture and Land Stewardship
Agricultural Marketing Bureau, Des Moines, Iowa



Source: Iowa Department of Agriculture and Land Stewardship



Source: Iowa Department of Agriculture and Land Stewardship