

IOWA STATE AVERAGE CORN PRICES FOR JANUARY 2023

| | NW - I | NC - II | NE - III | SW - IV | SC - V | SE - VI | State Average |
|-----------|--------|---------|----------|---------|--------|---------|---------------|
| 1 | | | | | | | |
| 2 | | | | | | | |
| 3 | 6.9800 | 6.7300 | 6.5200 | 6.8800 | 6.6600 | 6.5000 | 6.7321 |
| 4 | 6.8100 | 6.5600 | 6.3600 | 6.6900 | 6.4800 | 6.3100 | 6.5582 |
| 5 | 6.8000 | 6.5400 | 6.3500 | 6.6600 | 6.4800 | 6.3000 | 6.5435 |
| 6 | 6.8200 | 6.5500 | 6.3600 | 6.7000 | 6.5000 | 6.3100 | 6.5603 |
| 7 | | | | | | | |
| 8 | | | | | | | |
| 9 | 6.8075 | 6.5385 | 6.3642 | 6.6932 | 6.4861 | 6.2961 | 6.5514 |
| 10 | 6.8537 | 6.5590 | 6.3867 | 6.7257 | 6.5086 | 6.3129 | 6.5789 |
| 11 | 6.8400 | 6.5700 | 6.4000 | 6.7400 | 6.5200 | 6.3200 | 6.5851 |
| 12 | 6.9800 | 6.7200 | 6.5400 | 6.8400 | 6.6700 | 6.4600 | 6.7237 |
| 13 | 7.0400 | 6.7600 | 6.5800 | 6.8800 | 6.7100 | 6.5200 | 6.7703 |
| 14 | | | | | | | |
| 15 | | | | | | | |
| 16 | | | | | | | |
| 17 | 7.1425 | 6.8595 | 6.6736 | 7.0054 | 6.8111 | 6.5968 | 6.8701 |
| 18 | 7.1025 | 6.8155 | 6.6281 | 6.9582 | 6.7558 | 6.5325 | 6.8230 |
| 19 | 7.0596 | 6.7725 | 6.5781 | 6.9325 | 6.7311 | 6.5025 | 6.7840 |
| 20 | 7.0439 | 6.7625 | 6.5681 | 6.9011 | 6.7211 | 6.4925 | 6.7701 |
| 21 | | | | | | | |
| 22 | | | | | | | |
| 23 | 6.9400 | 6.6600 | 6.4800 | 6.8100 | 6.6300 | 6.4000 | 6.6734 |
| 24 | 7.0514 | 6.7700 | 6.5867 | 6.9129 | 6.7357 | 6.5171 | 6.7827 |
| 25 | 7.0289 | 6.7465 | 6.5664 | 6.8918 | 6.7089 | 6.4804 | 6.7584 |
| 26 | 7.1100 | 6.8200 | 6.6500 | 6.9600 | 6.7900 | 6.6500 | 6.8465 |
| 27 | 7.1100 | 6.8300 | 6.6500 | 6.9900 | 6.8100 | 6.5600 | 6.8443 |
| 28 | | | | | | | |
| 29 | | | | | | | |
| 30 | 7.1200 | 6.8400 | 6.6600 | 6.9900 | 6.8200 | 6.5700 | 6.8530 |
| 31 | 7.0900 | 6.8000 | 6.6200 | 6.9300 | 6.7600 | 6.5300 | 6.8109 |
| Mo Avg | 6.9865 | 6.7102 | 6.5261 | 6.8545 | 6.6644 | 6.4580 | 6.7210 |

IOWA STATE AVERAGE BEAN PRICES FOR JANUAURY 2023

| | NW - I | NC - II | NE - III | SW - IV | SC - V | SE - VI | State Average |
|-----------|---------|---------|----------|---------|---------|---------|---------------|
| 1 | | | | | | | |
| 2 | | | | | | | |
| 3 | 14.7200 | 14.4600 | 14.3300 | 14.8100 | 14.4900 | 14.3500 | 14.5433 |
| 4 | 14.6300 | 14.3700 | 14.2400 | 14.6600 | 14.4100 | 14.2600 | 14.4453 |
| 5 | 14.5100 | 14.2400 | 14.1100 | 14.5300 | 14.2800 | 14.1400 | 14.3188 |
| 6 | 14.7200 | 14.4700 | 14.3500 | 14.8000 | 14.5000 | 14.3600 | 14.5493 |
| 7 | | | | | | | |
| 8 | | | | | | | |
| 9 | 14.6793 | 14.4030 | 14.3117 | 14.7793 | 14.4664 | 14.3121 | 14.5048 |
| 10 | 14.6443 | 14.3730 | 14.2978 | 14.7300 | 14.4500 | 14.2771 | 14.4736 |
| 11 | 14.7200 | 14.4600 | 14.3300 | 14.8000 | 14.5200 | 14.3600 | 14.5462 |
| 12 | 14.9700 | 14.7000 | 14.6300 | 15.0400 | 14.7800 | 14.6300 | 14.8021 |
| 13 | 15.0500 | 14.7900 | 14.6200 | 15.1300 | 14.9000 | 14.7000 | 14.8776 |
| 14 | | | | | | | |
| 15 | | | | | | | |
| 16 | | | | | | | |
| 17 | 15.1461 | 14.9075 | 14.7331 | 15.2718 | 14.9889 | 14.8889 | 14.9998 |
| 18 | 14.9864 | 14.7380 | 14.5428 | 15.0993 | 14.8383 | 14.7170 | 14.8310 |
| 19 | 14.8889 | 14.6355 | 14.4342 | 14.9846 | 14.7389 | 14.6618 | 14.7335 |
| 20 | 14.8210 | 14.5530 | 14.3517 | 14.8879 | 14.6654 | 14.5793 | 14.6530 |
| 21 | | | | | | | |
| 22 | | | | | | | |
| 23 | 14.6100 | 14.3900 | 14.1900 | 14.7200 | 14.4900 | 14.3900 | 14.4740 |
| 24 | 14.5907 | 14.3560 | 14.1728 | 14.6979 | 14.4536 | 14.3564 | 14.4470 |
| 25 | 14.7326 | 14.4980 | 14.3139 | 14.8593 | 14.5893 | 14.4879 | 14.5898 |
| 26 | 14.9000 | 14.6800 | 14.5100 | 15.0700 | 14.8100 | 14.7500 | 14.7892 |
| 27 | 14.7700 | 14.5400 | 14.3600 | 14.9300 | 14.6700 | 14.5600 | 14.6436 |
| 28 | | | | | | | |
| 29 | | | | | | | |
| 30 | 15.0300 | 14.8000 | 14.6200 | 15.1700 | 14.9300 | 14.8200 | 14.9006 |
| 31 | 15.0700 | 14.8200 | 14.6500 | 15.2200 | 14.9400 | 14.8400 | 14.9298 |
| Mo Avg | 14.8095 | 14.5592 | 14.4049 | 14.9095 | 14.6455 | 14.5220 | 14.6526 |

IOWA DAILY CORN BASIS FOR JANUARY 2023

| | NW - I | NC - II | NE - III | SW - IV | SC - V | SE - VI | Basis Average |
|---------------|--------|---------|----------|---------|--------|---------|---------------|
| 1 | | | | | | | |
| 2 | | | | | | | |
| 3 | 0.28 | 0.03 | -0.19 | 0.18 | -0.04 | -0.21 | 0.03 |
| 4 | 0.27 | 0.02 | -0.18 | 0.15 | -0.06 | -0.23 | 0.02 |
| 5 | 0.27 | 0.01 | -0.18 | 0.13 | -0.05 | -0.23 | 0.02 |
| 6 | 0.28 | 0.01 | -0.18 | 0.16 | -0.04 | -0.23 | 0.02 |
| 7 | | | | | | | |
| 8 | | | | | | | |
| 9 | 0.28 | 0.01 | -0.16 | 0.17 | -0.04 | -0.23 | 0.02 |
| 10 | 0.30 | 0.01 | -0.16 | 0.18 | -0.04 | -0.24 | 0.03 |
| 11 | 0.28 | 0.01 | -0.16 | 0.18 | -0.04 | -0.24 | 0.03 |
| 12 | 0.27 | 0.01 | -0.17 | 0.13 | -0.04 | -0.25 | 0.01 |
| 13 | 0.29 | 0.01 | -0.17 | 0.13 | -0.04 | -0.23 | 0.02 |
| 14 | | | | | | | |
| 15 | | | | | | | |
| 16 | | | | | | | |
| 17 | 0.29 | 0.01 | -0.18 | 0.15 | -0.04 | -0.26 | 0.02 |
| 18 | 0.29 | 0.00 | -0.18 | 0.15 | -0.06 | -0.28 | 0.01 |
| 19 | 0.29 | 0.00 | -0.19 | 0.16 | -0.04 | -0.27 | 0.01 |
| 20 | 0.28 | 0.00 | -0.19 | 0.14 | -0.04 | -0.27 | 0.01 |
| 21 | | | | | | | |
| 22 | | | | | | | |
| 23 | 0.28 | 0.00 | -0.18 | 0.15 | -0.03 | -0.26 | 0.01 |
| 24 | 0.28 | 0.00 | -0.18 | 0.14 | -0.03 | -0.25 | 0.01 |
| 25 | 0.28 | 0.00 | -0.18 | 0.14 | -0.04 | -0.27 | 0.01 |
| 26 | 0.29 | 0.00 | -0.18 | 0.14 | -0.04 | -0.18 | 0.02 |
| 27 | 0.28 | 0.00 | -0.18 | 0.16 | -0.02 | -0.27 | 0.01 |
| 28 | | | | | | | |
| 29 | | | | | | | |
| 30 | 0.28 | 0.00 | -0.18 | 0.15 | -0.02 | -0.27 | 0.02 |
| 31 | 0.29 | 0.00 | -0.18 | 0.13 | -0.04 | -0.27 | 0.01 |
| Mo Avg | 0.28 | 0.01 | -0.18 | 0.15 | -0.04 | -0.25 | 0.02 |

Basis determined by using (MAR) contract.

Prepared by Iowa Department of Agriculture and Land Stewardship
Agricultural Marketing Bureau, Des Moines, Iowa

IOWA DAILY SOYBEAN BASIS FOR JANUARY 2023

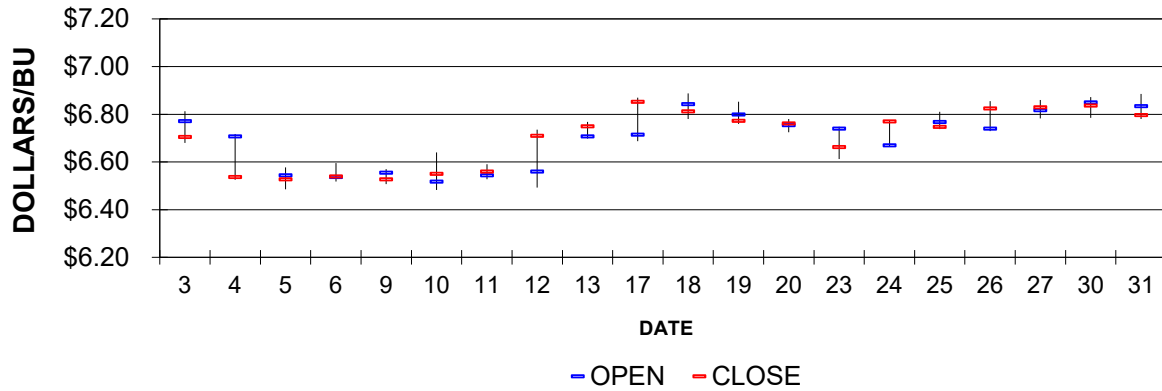
| | NW - I | NC - II | NE - III | SW - IV | SC - V | SE - VI | Basis Average |
|-----------|--------|---------|----------|---------|--------|---------|---------------|
| 1 | | | | | | | |
| 2 | | | | | | | |
| 3 | -0.20 | -0.46 | -0.59 | -0.11 | -0.43 | -0.57 | -0.38 |
| 4 | -0.21 | -0.47 | -0.60 | -0.18 | -0.43 | -0.58 | -0.39 |
| 5 | -0.20 | -0.47 | -0.60 | -0.18 | -0.43 | -0.57 | -0.39 |
| 6 | -0.21 | -0.46 | -0.58 | -0.13 | -0.43 | -0.57 | -0.38 |
| 7 | | | | | | | |
| 8 | | | | | | | |
| 9 | -0.36 | -0.63 | -0.72 | -0.26 | -0.57 | -0.72 | -0.38 |
| 10 | -0.21 | -0.48 | -0.55 | -0.12 | -0.40 | -0.57 | -0.38 |
| 11 | -0.21 | -0.47 | -0.60 | -0.13 | -0.41 | -0.57 | -0.38 |
| 12 | -0.22 | -0.49 | -0.56 | -0.15 | -0.41 | -0.56 | -0.38 |
| 13 | -0.23 | -0.49 | -0.66 | -0.15 | -0.38 | -0.58 | -0.40 |
| 14 | | | | | | | |
| 15 | | | | | | | |
| 16 | | | | | | | |
| 17 | -0.25 | -0.49 | -0.66 | -0.13 | -0.41 | -0.51 | -0.40 |
| 18 | -0.26 | -0.51 | -0.70 | -0.15 | -0.41 | -0.53 | -0.41 |
| 19 | -0.27 | -0.52 | -0.72 | -0.17 | -0.42 | -0.50 | -0.41 |
| 20 | -0.24 | -0.51 | -0.71 | -0.18 | -0.40 | -0.49 | -0.41 |
| 21 | | | | | | | |
| 22 | | | | | | | |
| 23 | -0.29 | -0.51 | -0.71 | -0.18 | -0.41 | -0.51 | -0.43 |
| 24 | -0.29 | -0.53 | -0.71 | -0.19 | -0.43 | -0.53 | -0.44 |
| 25 | -0.29 | -0.53 | -0.71 | -0.17 | -0.44 | -0.54 | -0.44 |
| 26 | -0.33 | -0.56 | -0.73 | -0.16 | -0.42 | -0.48 | -0.45 |
| 27 | -0.33 | -0.56 | -0.74 | -0.17 | -0.43 | -0.54 | -0.45 |
| 28 | | | | | | | |
| 29 | | | | | | | |
| 30 | -0.51 | -0.74 | -0.92 | -0.37 | -0.61 | -0.72 | -0.45 |
| 31 | -0.31 | -0.56 | -0.73 | -0.16 | -0.44 | -0.54 | -0.45 |
| Mo Avg | -0.27 | -0.52 | -0.67 | -0.17 | -0.43 | -0.56 | -0.41 |

Basis determined by using (MAR) contract.

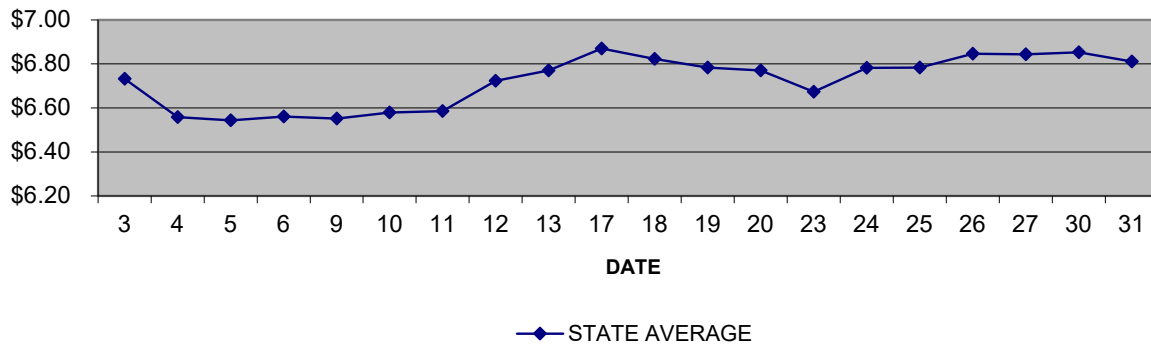
Prepared by Iowa Department of Agriculture and Land Stewardship
Agricultural Marketing Bureau, Des Moines, Iowa

JANUARY 2023 CORN

CBOT - (MAR)

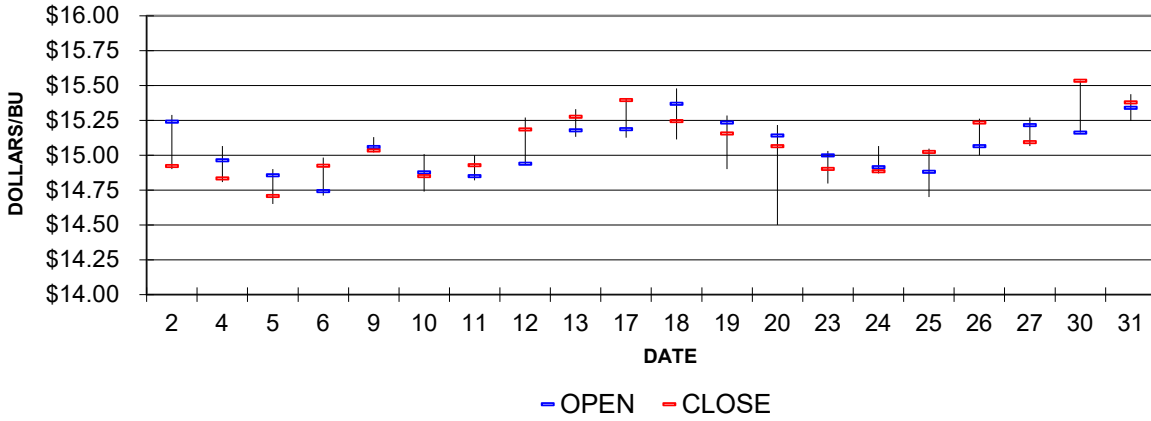


IOWA - STATE AVERAGE CORN - CASH

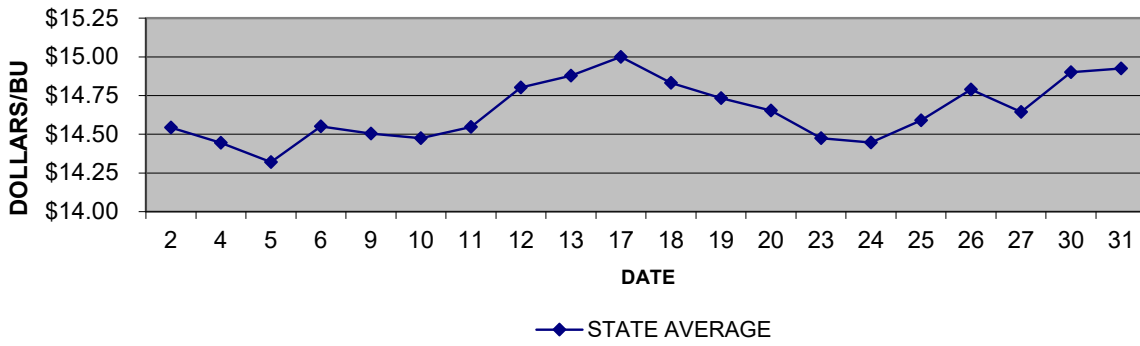


Source: Iowa Department of Agriculture and Land Stewardship

JANUARY 2023 SOYBEANS CBOT- (MAR)



IOWA - STATE AVERAGE SOYBEANS - CASH



Source: Iowa Department of Agriculture and Land Stewardship