

## IOWA STATE AVERAGE CORN PRICES FOR MAY 2023

	<b>NW - I</b>	<b>NC - II</b>	<b>NE - III</b>	<b>SW - IV</b>	<b>SC - V</b>	<b>SE - VI</b>	<b>State Average</b>
<b>1</b>	6.4621	6.2170	6.0717	6.2879	6.2964	5.9693	6.2294
<b>2</b>	6.4171	6.1740	6.0411	6.2357	6.2514	5.9371	6.1881
<b>3</b>	6.4993	6.2610	6.1261	6.3179	6.3364	6.0221	6.2727
<b>4</b>	6.5086	6.2720	6.1356	6.3443	6.3271	6.0371	6.2839
<b>5</b>	6.5950	6.3510	6.2061	6.4367	6.4164	6.1307	6.3672
<b>8</b>	6.5950	6.3550	6.2061	6.4264	6.4364	6.1421	6.3700
<b>9</b>	6.4775	6.2415	6.0642	6.3218	6.3361	6.0446	6.2548
<b>10</b>	6.5700	6.3390	6.1567	6.4214	6.4357	6.1371	6.3503
<b>11</b>	6.4582	6.2335	6.0436	6.3182	6.3011	6.0139	6.2380
<b>12</b>	6.4982	6.2735	6.0803	6.4250	6.4179	6.0554	6.3511
<b>15</b>	6.5679	6.3610	6.1461	6.4250	6.4179	6.1179	6.3511
<b>16</b>	6.4554	6.2555	6.0392	6.3125	6.2808	6.0011	6.2391
<b>17</b>	6.2607	6.0680	5.8394	6.1264	6.0957	5.8207	6.0492
<b>18</b>	6.1982	6.0055	5.7769	6.0639	6.0342	5.7582	5.9867
<b>19</b>	6.1907	5.9980	5.7917	6.0564	6.0150	5.7436	5.9813
<b>22</b>	6.3529	6.1600	6.0067	6.2371	6.1750	5.8786	6.1517
<b>23</b>	6.4279	6.2280	6.1006	6.2921	6.2360	5.9364	6.2222
<b>24</b>	6.5082	6.3305	6.2014	6.3996	6.3475	6.1025	6.3286
<b>25</b>	6.5604	6.3725	6.2497	6.4275	6.3775	6.1375	6.3703
<b>26</b>	6.6929	6.5040	6.3844	6.5557	6.5217	6.2929	6.5060
<b>30</b>	6.5929	6.4040	6.2844	6.4557	6.4033	6.2000	6.4053
<b>31</b>	6.5929	6.4030	6.2511	6.4443	6.4071	6.1957	6.3975
Mo Avg	6.4765	6.2640	6.1001	6.3333	6.3121	6.0307	6.2679

Prepared by Iowa Department of Agriculture and Land Stewardship  
Agricultural Marketing Bureau, Des Moines, Iowa

## IOWA STATE AVERAGE BEAN PRICES FOR MAY 2023

	<b>NW - I</b>	<b>NC - II</b>	<b>NE - III</b>	<b>SW - IV</b>	<b>SC - V</b>	<b>SE - VI</b>	<b>State Average</b>
<b>1</b>	14.1236	14.0970	13.9831	14.3239	14.2650	14.0336	14.1320
<b>2</b>	13.9561	13.9252	13.7908	14.1704	14.0761	13.8689	13.9605
<b>3</b>	14.0200	13.9900	13.8500	14.2200	14.1400	13.9500	14.0241
<b>4</b>	14.0018	13.9715	13.8553	14.1904	14.1461	13.9589	14.0131
<b>5</b>	14.1893	14.1550	14.0594	14.3700	14.2979	14.1450	14.1966
<b>8</b>	14.1732	14.1235	14.0319	14.3418	14.2846	14.1132	14.1714
<b>9</b>	13.9625	13.9225	13.8892	14.1482	14.1025	13.9196	13.9797
<b>10</b>	13.8600	13.8200	13.7367	14.0457	14.0000	13.8171	13.9700
<b>11</b>	13.8750	13.8350	13.7328	14.0679	14.0164	13.8321	13.8847
<b>12</b>	13.7200	13.6800	13.5811	14.0132	13.9446	13.7732	13.8300
<b>15</b>	13.8246	13.7855	13.6886	14.0132	13.9446	13.7732	13.8313
<b>16</b>	13.4500	13.4180	13.3211	13.6457	13.5729	13.4114	13.4625
<b>17</b>	13.0739	13.1508	13.0533	13.3771	13.3014	13.1457	13.1705
<b>18</b>	13.1429	13.0360	13.0158	13.3396	13.2596	13.1082	13.1359
<b>19</b>	12.8893	12.7710	12.7658	13.1039	12.9911	12.8482	12.8801
<b>22</b>	13.2200	13.0990	13.0992	13.4482	13.3311	13.1882	13.2147
<b>23</b>	13.0354	12.9125	12.9117	13.2321	13.1350	13.0079	13.0238
<b>24</b>	13.0554	12.9285	12.9406	13.2521	13.1407	13.0407	13.0440
<b>25</b>	12.9786	12.8788	12.9333	13.1971	13.1357	13.0414	13.0041
<b>26</b>	13.0996	12.9903	13.0658	13.3239	13.2654	13.2254	13.1340
<b>30</b>	12.6879	12.5810	12.6583	12.9021	12.8664	12.8179	12.7238
<b>31</b>	12.6918	12.4865	12.7186	12.9061	12.8904	12.8961	12.7207
Mo Avg	13.5014	13.4344	13.3947	13.7106	13.6413	13.4962	13.5231

Prepared by Iowa Department of Agriculture and Land Stewardship  
Agricultural Marketing Bureau, Des Moines, Iowa

## IOWA DAILY CORN BASIS FOR MAY 2023

	<b>Basis</b>						
	<b>NW - I</b>	<b>NC - II</b>	<b>NE - III</b>	<b>SW - IV</b>	<b>SC - V</b>	<b>SE - VI</b>	<b>Average</b>
<b>1</b>	0.62	0.37	0.23	0.44	0.45	0.12	0.38
<b>2</b>	0.62	0.37	0.24	0.44	0.45	0.14	0.39
<b>3</b>	0.61	0.38	0.24	0.43	0.45	0.14	0.39
<b>4</b>	0.62	0.38	0.25	0.45	0.44	0.15	0.39
<b>5</b>	0.63	0.39	0.24	0.47	0.45	0.17	0.40
<b>6</b>							
<b>7</b>							
<b>8</b>	0.63	0.39	0.24	0.46	0.47	0.18	0.41
<b>9</b>	0.63	0.39	0.22	0.47	0.49	0.20	0.41
<b>10</b>	0.63	0.40	0.22	0.48	0.50	0.20	0.41
<b>11</b>	0.64	0.41	0.22	0.50	0.48	0.19	0.42
<b>12</b>	0.64	0.41	0.22	0.56	0.56	0.19	0.43
<b>13</b>							
<b>14</b>							
<b>15</b>	0.64	0.44	0.22	0.50	0.49	0.19	0.43
<b>16</b>	0.64	0.44	0.23	0.50	0.47	0.19	0.43
<b>17</b>	0.65	0.45	0.22	0.51	0.48	0.21	0.43
<b>18</b>	0.65	0.45	0.22	0.51	0.48	0.21	0.43
<b>19</b>	0.63	0.44	0.23	0.49	0.45	0.18	0.42
<b>20</b>							
<b>21</b>							
<b>22</b>	0.64	0.45	0.30	0.53	0.47	0.17	0.44
<b>23</b>	0.65	0.45	0.33	0.52	0.46	0.16	0.45
<b>24</b>	0.64	0.46	0.33	0.53	0.48	0.23	0.46
<b>25</b>	0.65	0.47	0.34	0.52	0.47	0.23	0.46
<b>26</b>	0.65	0.46	0.34	0.52	0.48	0.25	0.47
<b>27</b>							
<b>28</b>							
<b>29</b>							
<b>30</b>	0.65	0.46	0.34	0.52	0.46	0.26	0.47
<b>31</b>	0.65	0.46	0.31	0.50	0.47	0.26	0.46
<b>Mo Avg</b>	0.64	0.42	0.26	0.49	0.47	0.19	0.43

Basis determined by using (JULY) contract.

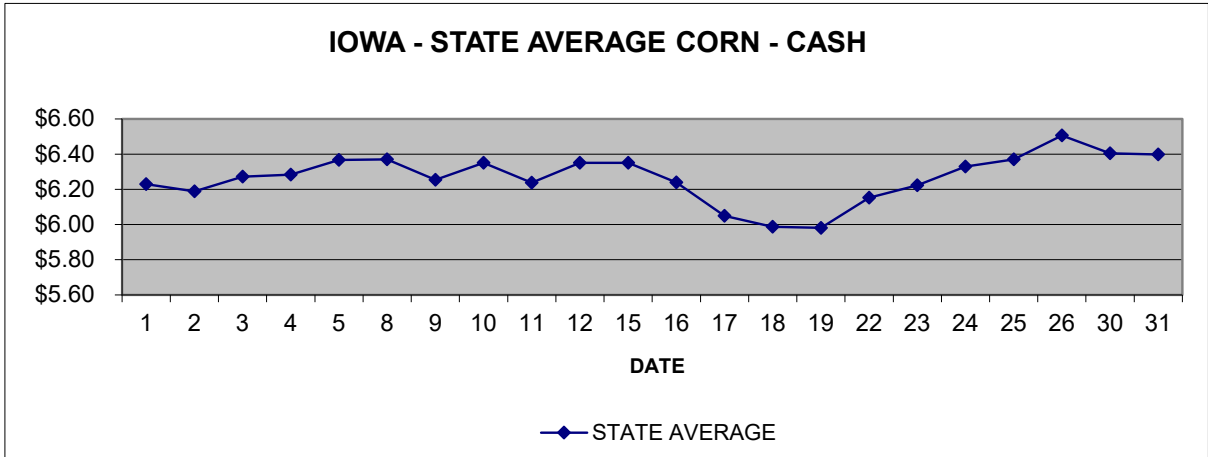
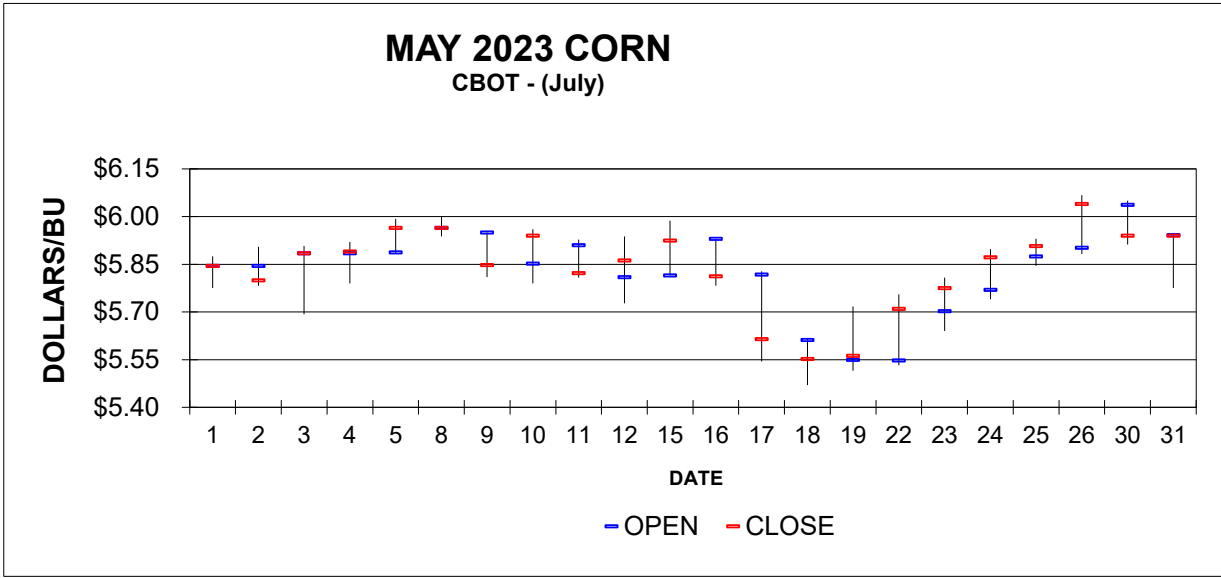
Prepared by Iowa Department of Agriculture and Land Stewardship  
Agricultural Marketing Bureau, Des Moines, Iowa

## IOWA DAILY SOYBEAN BASIS FOR MAY 2023

	<b>NW - I</b>	<b>NC - II</b>	<b>NE - III</b>	<b>SW - IV</b>	<b>SC - V</b>	<b>SE - VI</b>	<b>Basis Average</b>
<b>1</b>	-0.15	-0.18	-0.29	0.05	-0.01	-0.24	-0.14
<b>2</b>	-0.15	-0.18	-0.32	0.06	-0.03	-0.24	-0.15
<b>3</b>	-0.16	-0.19	-0.33	0.04	-0.04	-0.23	-0.15
<b>4</b>	-0.18	-0.21	-0.32	0.01	-0.03	-0.22	-0.16
<b>5</b>	-0.18	-0.21	-0.31	0.00	-0.07	-0.22	-0.17
<b>6</b>							
<b>7</b>							
<b>8</b>	-0.16	-0.21	-0.31	0.00	-0.05	-0.22	-0.17
<b>9</b>	-0.18	-0.22	-0.25	0.01	-0.04	-0.22	-0.16
<b>10</b>	-0.18	-0.22	-0.30	0.01	-0.04	-0.22	-0.07
<b>11</b>	-0.18	-0.22	-0.32	0.01	-0.04	-0.22	-0.17
<b>12</b>	-0.18	-0.22	-0.32	0.11	0.04	-0.13	-0.18
<b>13</b>							
<b>14</b>							
<b>15</b>	-0.18	-0.22	-0.32	0.01	-0.06	-0.23	-0.18
<b>16</b>	-0.19	-0.22	-0.32	0.01	-0.07	-0.23	-0.18
<b>17</b>	-0.30	-0.22	-0.32	0.01	-0.07	-0.22	-0.20
<b>18</b>	-0.19	-0.30	-0.32	0.01	-0.07	-0.22	-0.20
<b>19</b>	-0.16	-0.28	-0.29	0.05	-0.06	-0.20	-0.19
<b>20</b>							
<b>21</b>							
<b>22</b>	-0.19	-0.31	-0.31	0.04	-0.08	-0.22	-0.20
<b>23</b>	-0.19	-0.31	-0.31	0.01	-0.09	-0.22	-0.20
<b>24</b>	-0.19	-0.32	-0.30	0.01	-0.10	-0.20	-0.20
<b>25</b>	-0.26	-0.36	-0.31	-0.04	-0.10	-0.20	-0.24
<b>26</b>	-0.27	-0.38	-0.31	-0.05	-0.11	-0.15	-0.24
<b>27</b>							
<b>28</b>							
<b>29</b>							
<b>30</b>	-0.28	-0.38	-0.31	-0.06	-0.10	-0.15	-0.24
<b>31</b>	-0.31	-0.51	-0.28	-0.09	-0.11	-0.10	-0.28
<b>Mo Avg</b>	-0.20	-0.27	-0.31	0.01	-0.06	-0.21	-0.18

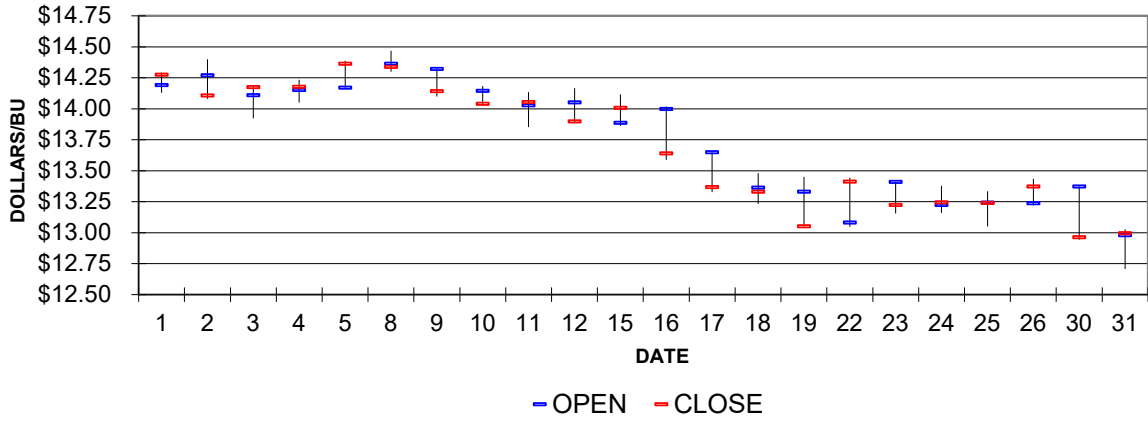
Basis determined by using (JUL) contract.

Prepared by Iowa Department of Agriculture and Land Stewardship  
Agricultural Marketing Bureau, Des Moines, Iowa

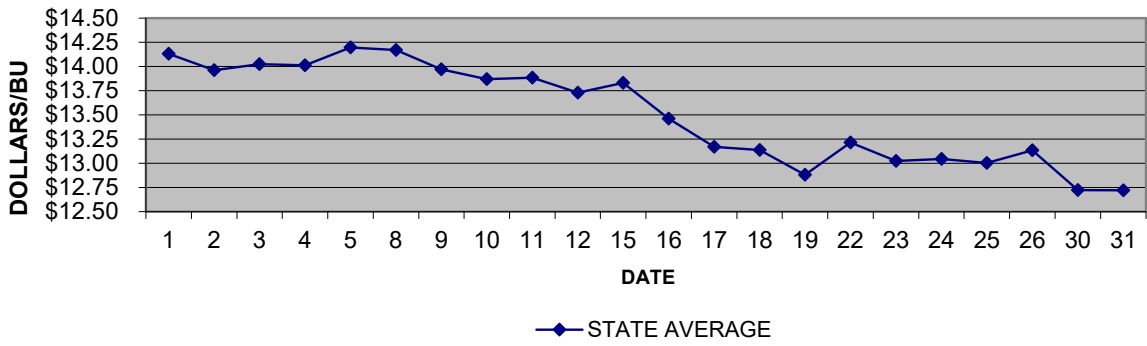


Source: Iowa Department of Agriculture and Land Stewardship

### MAY 2023 SOYBEANS CBOT- (JULY)



### IOWA - STATE AVERAGE SOYBEANS - CASH



Source: Iowa Department of Agriculture and Land Stewardship