

IOWA STATE AVERAGE CORN PRICES FOR AUGUST 2024

	NW - I	NC - II	NE - III	SW - IV	SC - V	SE - VI	State Average
1	4.0129	3.9055	3.8389	3.8817	3.8629	3.6400	3.8787
2	4.0693	3.9898	3.8917	3.9183	3.9007	3.7033	3.9394
5	4.1004	3.9965	3.9308	3.9442	3.9261	3.7342	3.9636
6	4.0846	3.9865	3.8997	3.9032	3.8932	3.7142	3.9417
7	4.0296	3.9365	3.8447	3.8425	3.8439	3.6375	3.8854
8	3.9825	3.9005	3.7936	3.8108	3.7668	3.5825	3.8394
9	3.9504	3.8635	3.7619	3.7775	3.7418	3.5492	3.8062
12	4.0154	3.9155	3.8258	3.8096	3.8039	3.6142	3.8628
13	3.9389	3.8445	3.7631	3.7289	3.7508	3.5458	3.7927
14	3.9729	3.8640	3.7911	3.7557	3.7857	3.5867	3.8214
15	3.9029	3.8030	3.7211	3.6900	3.7343	3.5133	3.7557
16	3.8436	3.7580	3.6761	3.6379	3.6893	3.4683	3.7068
19	3.9186	3.8330	3.7344	3.7271	3.7686	3.5567	3.7826
20	3.8929	3.8090	3.7333	3.7093	3.7364	3.5500	3.7644
21	3.8979	3.8150	3.7381	3.7093	3.7364	3.5500	3.7680
22	3.8579	3.7790	3.7017	3.6621	3.6893	3.5183	3.7292
23	3.8204	3.7375	3.6678	3.6246	3.6432	3.4558	3.6876
26	3.7743	3.6800	3.5894	3.5786	3.5857	3.3983	3.6303
27	3.8268	3.7325	3.6431	3.6311	3.6382	3.4508	3.6830
28	3.8132	3.6980	3.6781	3.6182	3.6882	3.4308	3.6763
29	3.8743	3.7698	3.7536	3.7054	3.7136	3.5058	3.7451
30	3.9271	3.8530	3.8100	3.7457	3.7471	3.5683	3.8053
Mo Avg	3.9321	3.8396	3.7631	3.7460	3.7566	3.5579	3.7939

Prepared by Iowa Department of Agriculture and Land Stewardship
Agricultural Marketing Bureau, Des Moines, Iowa

IOWA STATE AVERAGE BEAN PRICES FOR AUGUST 2024

	NW - I	NC - II	NE - III	SW - IV	SC - V	SE - VI	State Average
1	10.0364	10.1695	10.0294	10.0733	10.1536	9.8383	10.0626
2	10.1296	10.2553	10.1203	10.1675	10.3311	9.9692	10.1674
3							
4							
5	10.2646	10.3513	10.1719	10.2792	10.3418	10.0725	10.2609
6	10.1275	10.2028	10.0231	10.1018	10.0718	9.9008	10.0949
7	9.9904	10.0520	9.9308	10.0018	9.9961	9.7875	9.9750
8	9.8854	9.9178	9.8014	9.8842	9.8968	9.6842	9.8581
9	9.8207	9.8573	9.7817	9.8183	9.8107	9.6150	9.7972
10							
11							
12	9.6229	9.6683	9.6111	9.6043	9.6029	9.4417	9.6049
13	9.3664	9.4038	9.3739	9.3407	9.2983	9.1900	9.3433
14	9.4193	9.4918	9.4694	9.4407	9.4736	9.2567	9.4325
15	9.4079	9.4320	9.4150	9.3864	9.2764	9.2300	9.3751
16	9.2929	9.3318	9.3000	9.3114	9.1900	9.1150	9.2730
17							
18							
19	9.4829	9.5023	9.4856	9.4429	9.3743	9.3167	9.4494
20	9.4829	9.5003	9.4844	9.4286	9.3814	9.2983	9.4449
21	9.5236	9.5415	9.4750	9.4603	9.4079	9.2983	9.4712
22	9.3107	9.3528	9.2350	9.2693	9.2007	9.0733	9.2636
23	9.4214	9.4200	9.3356	9.3843	9.3114	9.1583	9.3588
24							
25							
26	9.4989	9.5235	9.4353	9.4546	9.4032	9.2875	9.4531
27	9.5564	9.5830	9.4928	9.5121	9.4607	9.3450	9.5112
28	9.4400	9.4305	9.3400	9.3814	9.3657	9.2500	9.3834
29	9.6093	9.5473	9.4561	9.5293	9.4493	9.3317	9.5086
30	9.6771	9.6140	9.5133	9.6043	9.5171	9.3667	9.5715
31							
Mo Avg	9.6531	9.6886	9.6037	9.6308	9.6052	9.4467	9.6209

Prepared by Iowa Department of Agriculture and Land Stewardship
Agricultural Marketing Bureau, Des Moines, Iowa

IOWA DAILY CORN BASIS FOR AUGUST 2024

	Basis						
	NW - I	NC - II	NE - III	SW - IV	SC - V	SE - VI	Average
1	0.19	0.09	0.02	0.06	0.04	-0.18	0.06
2	0.20	0.12	0.03	0.05	0.04	-0.16	0.07
3							
4							
5	0.19	0.09	0.02	0.04	0.02	-0.17	0.06
6	0.20	0.10	0.01	0.02	0.01	-0.17	0.05
7	0.20	0.10	0.01	0.01	0.01	-0.20	0.05
8	0.19	0.11	0.00	0.02	-0.03	-0.21	0.05
9	0.18	0.10	-0.01	0.01	-0.03	-0.22	0.04
10							
11							
12	0.18	0.08	-0.01	-0.02	-0.03	-0.22	0.03
13	0.16	0.07	-0.01	-0.05	-0.03	-0.23	0.02
14	0.16	0.05	-0.02	-0.05	-0.02	-0.22	0.01
15	0.15	0.05	-0.03	-0.06	-0.02	-0.24	0.01
16	0.14	0.05	-0.03	-0.07	-0.02	-0.24	0.00
17							
18							
19	0.14	0.05	-0.05	-0.05	-0.01	-0.22	0.00
20	0.14	0.06	-0.02	-0.04	-0.01	-0.20	0.01
21	0.14	0.06	-0.02	-0.05	-0.02	-0.21	0.01
22	0.14	0.06	-0.01	-0.05	-0.03	-0.20	0.01
23	0.14	0.06	-0.01	-0.05	-0.03	-0.22	0.01
24							
25							
26	0.15	0.06	-0.03	-0.04	-0.03	-0.22	0.01
27	0.15	0.06	-0.03	-0.04	-0.03	-0.22	0.01
28	0.16	0.05	0.03	-0.03	0.04	-0.22	0.02
29	0.16	0.05	0.04	-0.01	0.00	-0.21	0.03
30	0.15	0.07	0.03	-0.03	-0.03	-0.21	0.03
31							
Mo Avg	0.17	0.07	0.00	-0.02	-0.01	-0.21	0.03

Basis determined by using (SEP) contract.

Prepared by Iowa Department of Agriculture and Land Stewardship
Agricultural Marketing Bureau, Des Moines, Iowa

IOWA DAILY SOYBEAN BASIS FOR AUGUST 2024

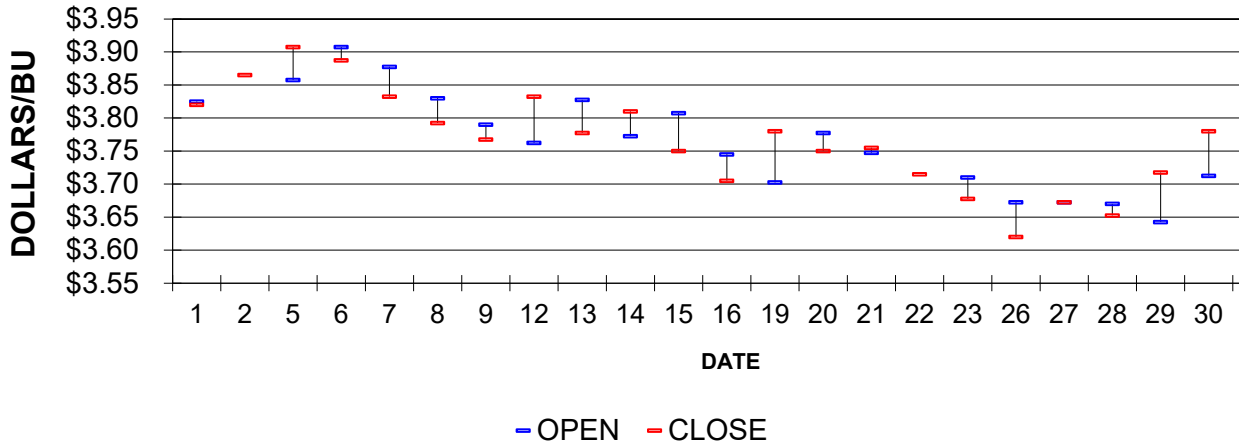
	Basis						
	NW - I	NC - II	NE - III	SW - IV	SC - V	SE - VI	Average
1	-0.05	0.08	-0.06	-0.02	0.06	-0.25	-0.03
2	-0.05	0.08	-0.06	-0.01	0.15	-0.21	-0.01
3							
4							
5	-0.05	0.04	-0.14	-0.04	0.03	-0.24	-0.05
6	-0.01	0.06	-0.12	-0.04	-0.07	-0.24	-0.05
7	-0.06	0.00	-0.12	-0.05	-0.06	-0.27	-0.08
8	-0.05	-0.02	-0.13	-0.05	-0.04	-0.25	-0.08
9	-0.07	-0.03	-0.11	-0.07	-0.08	-0.27	-0.09
10							
11							
12	-0.09	-0.04	-0.10	-0.11	-0.11	-0.27	-0.11
13	-0.11	-0.07	-0.10	-0.13	-0.17	-0.28	-0.13
14	-0.10	-0.03	-0.05	-0.08	-0.05	-0.27	-0.09
15	-0.11	-0.08	-0.10	-0.13	-0.24	-0.29	-0.14
16	-0.09	-0.06	-0.09	-0.08	-0.20	-0.27	-0.11
17							
18							
19	-0.08	-0.06	-0.08	-0.12	-0.19	-0.25	-0.11
20	-0.09	-0.07	-0.09	-0.14	-0.19	-0.27	-0.13
21	-0.11	-0.09	-0.16	-0.17	-0.22	-0.33	-0.16
22	-0.10	-0.06	-0.18	-0.14	-0.21	-0.34	-0.15
23	-0.10	-0.10	-0.18	-0.14	-0.21	-0.36	-0.16
24							
25							
26	-0.10	-0.07	-0.16	-0.14	-0.19	-0.31	-0.14
27	-0.12	-0.09	-0.18	-0.16	-0.21	-0.33	-0.16
28	-0.15	-0.15	-0.25	-0.20	-0.22	-0.34	-0.20
29	-0.13	-0.19	-0.28	-0.21	-0.29	-0.41	-0.23
30	-0.14	-0.21	-0.31	-0.22	-0.30	-0.45	-0.25
31							
Mo Avg	-0.09	-0.05	-0.14	-0.11	-0.14	-0.30	-0.12

Basis determined by using (SEP) contract.

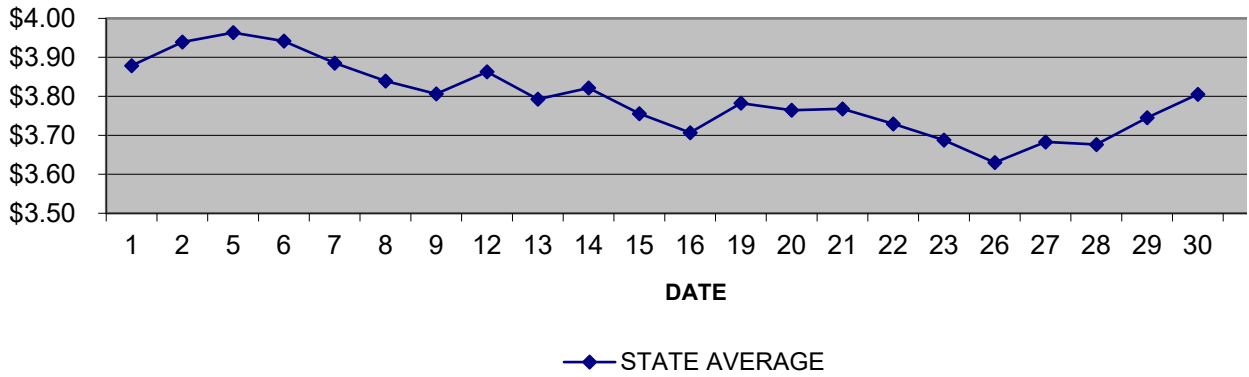
Prepared by Iowa Department of Agriculture and Land Stewardship

Agricultural Marketing Bureau, Des Moines, Iowa

AUGUST 2024 CORN CBOT - (SEP)

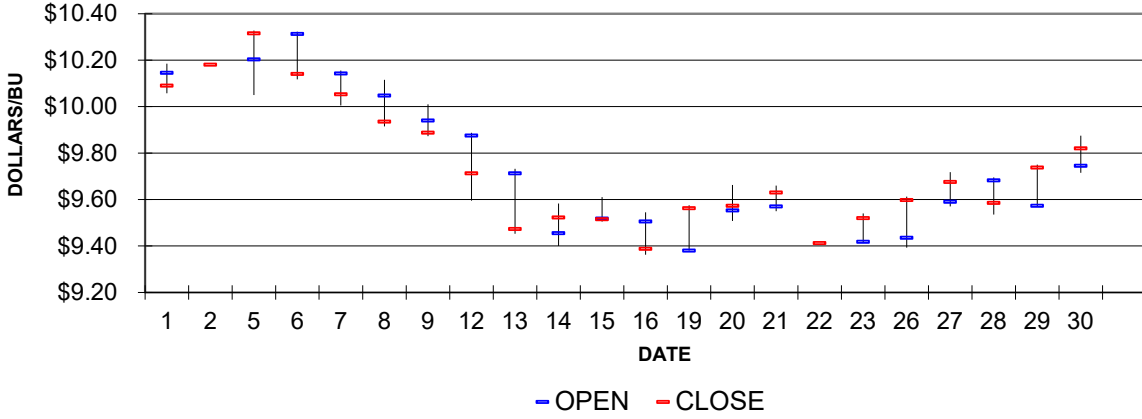


IOWA - STATE AVERAGE CORN - CASH

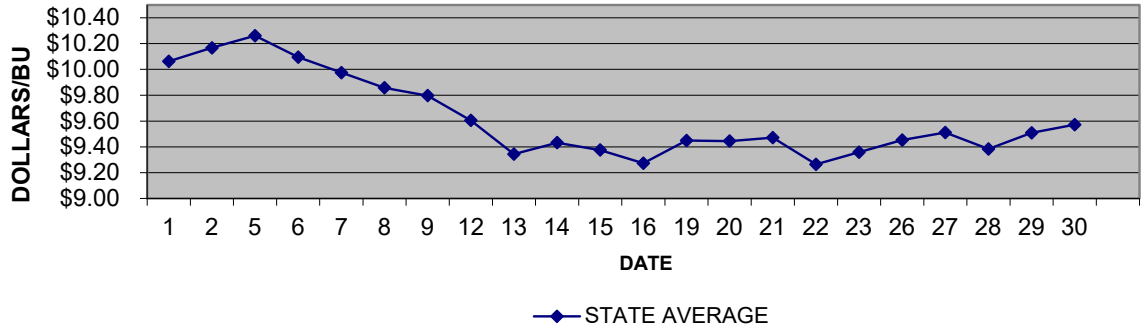


Source: Iowa Department of Agriculture and Land Stewardship

AUGUST 2024 SOYBEANS CBOT- (SEP)



IOWA - STATE AVERAGE SOYBEANS - CASH



Source: Iowa Department of Agriculture and Land Stewardship