

IOWA STATE AVERAGE CORN PRICES FOR APRIL 2024

	NW - I	NC - II	NE - III	SW - IV	SC - V	SE - VI	State Average
1	4.2807	4.2680	4.3472	4.2079	4.2136	4.1864	4.2628
2	4.2121	4.1910	4.2694	4.1164	4.1421	4.0836	4.1830
3	4.2804	4.2655	4.3331	4.1804	4.1946	4.1504	4.2503
4	4.3182	4.3075	4.3681	4.2139	4.2325	4.1839	4.2878
5	4.3254	4.3075	4.3658	4.2039	4.2354	4.1839	4.2878
6							
7							
8	4.3650	4.3383	4.3994	4.2293	4.2536	4.1979	4.3173
9	4.3254	4.3181	4.3881	4.1968	4.2311	4.1568	4.2904
10	4.3664	4.3517	4.4228	4.2883	4.2636	4.1979	4.3339
11	4.3289	4.3075	4.3597	4.2358	4.2132	4.1361	4.2842
12	4.3964	4.3806	4.4272	4.2536	4.2580	4.2007	4.3448
13							
14							
15	4.3593	4.3483	4.4028	4.2207	4.2636	4.1607	4.3149
16	4.3571	4.3360	4.4011	4.2314	4.2729	4.1743	4.3143
17	4.3539	4.3495	4.3992	4.2358	4.2711	4.1555	4.3155
18	4.3404	4.3235	4.3642	4.2046	4.2361	4.1275	4.2889
19	4.4079	4.3880	4.4372	4.2764	4.3193	4.1950	4.3583
20							
21							
22	4.4732	4.4535	4.5008	4.3389	4.3818	4.2632	4.4231
23	4.5100	4.5040	4.5489	4.3786	4.4143	4.3114	4.4672
24	4.4739	4.4515	4.4983	4.3239	4.3618	4.2646	4.4189
25	4.5057	4.4830	4.5344	4.3771	4.4143	4.3043	4.4567
26	4.4857	4.4660	4.5189	4.3486	4.4314	4.3029	4.4424
27							
28							
29	4.4782	4.4625	4.4781	4.3582	4.4082	4.3011	4.4319
30	4.4586	4.4610	4.4592	4.3486	4.3904	4.2957	4.4207
Mo Avg	4.3819	4.3665	4.4193	4.2622	4.2910	4.2061	4.3407

Prepared by Iowa Department of Agriculture and Land Stewardship
Agricultural Marketing Bureau, Des Moines, Iowa

IOWA STATE AVERAGE BEAN PRICES FOR APRIL 2024

	NW - I	NC - II	NE - III	SW - IV	SC - V	SE - VI	State Average
1	11.2489	11.3175	11.4364	11.3346	11.3618	11.4261	11.3387
2	11.1386	11.2100	11.3267	11.2171	11.2443	11.3143	11.2271
3	11.2211	11.2825	11.4203	11.2996	11.3268	11.3911	11.3077
4	11.1986	11.2600	11.3978	11.2771	11.3114	11.3629	11.2852
5	11.2486	11.3200	11.4533	11.3271	11.3614	11.4129	11.3385
6							
7							
8	11.2179	11.2861	11.4250	11.2921	11.3264	11.3750	11.3052
9	11.1479	11.2161	11.3528	11.2221	11.2564	11.3036	11.2348
10	11.0575	11.1261	11.2739	11.1283	11.1664	11.2164	11.1459
11	10.9996	11.0636	11.2181	11.0658	11.1039	11.1596	11.0860
12	11.1471	11.2033	11.4056	11.2171	11.2514	11.3300	11.2401
13							
14							
15	10.9896	11.0658	11.2481	11.0596	11.0939	11.1725	11.0879
16	10.8571	10.9450	11.1156	10.9271	10.9757	11.0414	10.9601
17	10.9021	10.9950	11.1683	10.9600	11.0279	11.0879	11.0066
18	10.7496	10.8525	11.0125	10.8196	10.8754	10.9339	10.8579
19	10.9121	11.0150	11.1806	10.9821	11.0593	11.1036	11.0243
20							
21							
22	11.0243	11.1250	11.2856	11.0943	11.1714	11.2200	11.1355
23	11.0893	11.1950	11.3572	11.1593	11.2364	11.2907	11.2034
24	11.0757	11.1800	11.3589	11.1643	11.2286	11.2986	11.1976
25	11.0775	11.2045	11.3264	11.1561	11.2661	11.2961	11.2027
26	11.0821	11.1668	11.2994	11.1136	11.2557	11.2414	11.1757
27							
28							
29	11.1182	11.2275	11.3261	11.1882	11.2968	11.2518	11.2253
30	10.9450	11.0595	11.1872	11.0079	11.1129	11.1379	11.0581
Mo Avg	11.0658	11.1508	11.2989	11.1370	11.1959	11.2440	11.1657

Prepared by Iowa Department of Agriculture and Land Stewardship
Agricultural Marketing Bureau, Des Moines, Iowa

IOWA DAILY CORN BASIS FOR APRIL 2024

	Basis						
	NW - I	NC - II	NE - III	SW - IV	SC - V	SE - VI	Average
1	-0.07	-0.09	-0.01	-0.15	-0.14	-0.17	-0.09
2	-0.05	-0.07	0.00	-0.15	-0.12	-0.18	-0.08
3	-0.04	-0.05	0.02	-0.14	-0.12	-0.17	-0.07
4	-0.03	-0.04	0.02	-0.14	-0.12	-0.17	-0.06
5	-0.02	-0.04	0.02	-0.14	-0.11	-0.16	-0.05
6							
7							
8	0.01	-0.02	0.04	-0.13	-0.10	-0.16	-0.04
9	0.01	0.01	0.08	-0.12	-0.08	-0.16	-0.02
10	0.02	0.01	0.08	-0.05	-0.08	-0.14	-0.01
11	0.04	0.02	0.07	-0.05	-0.07	-0.15	0.00
12	0.04	0.03	0.07	-0.10	-0.10	-0.15	-0.01
13							
14							
15	0.04	0.03	0.09	-0.09	-0.05	-0.15	0.00
16	0.05	0.03	0.09	-0.08	-0.04	-0.14	0.00
17	0.05	0.05	0.10	-0.07	-0.03	-0.15	0.01
18	0.07	0.06	0.10	-0.06	-0.03	-0.14	0.02
19	0.07	0.05	0.10	-0.06	-0.02	-0.14	0.02
20							
21							
22	0.08	0.06	0.10	-0.06	-0.02	-0.13	0.03
23	0.08	0.07	0.12	-0.05	-0.02	-0.12	0.04
24	0.10	0.07	0.12	-0.05	-0.02	-0.11	0.04
25	0.10	0.07	0.12	-0.03	0.00	-0.11	0.05
26	0.09	0.07	0.12	-0.05	0.03	-0.10	0.04
27							
28							
29	0.09	0.07	0.09	-0.03	0.02	-0.09	0.04
30	0.06	0.07	0.06	-0.05	0.00	-0.10	0.03
Mo Avg	0.04	0.02	0.07	-0.08	-0.06	-0.14	-0.01

Basis determined by using (MAY) contract.

Prepared by Iowa Department of Agriculture and Land Stewardship

Agricultural Marketing Bureau, Des Moines, Iowa

IOWA DAILY SOYBEAN BASIS FOR APRIL 2024

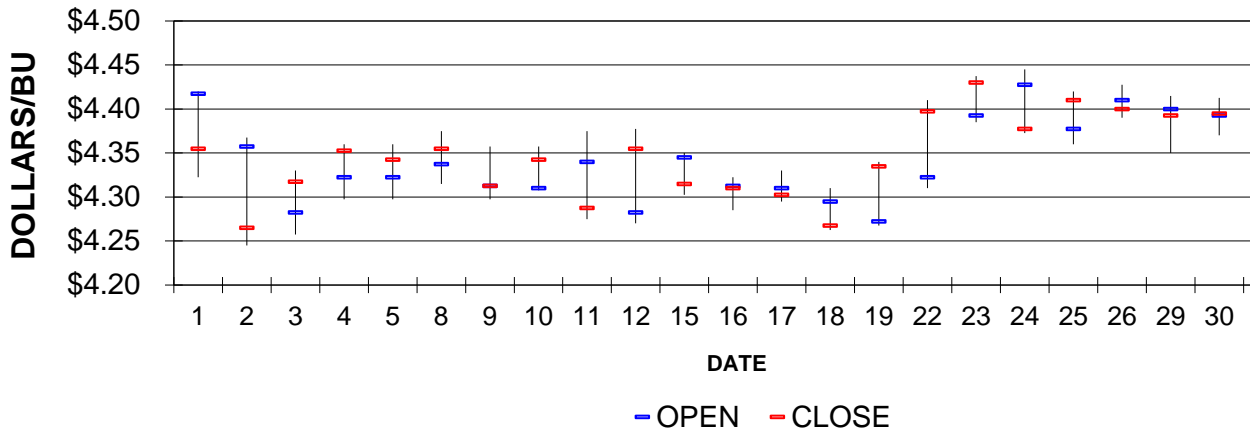
	Basis						
	NW - I	NC - II	NE - III	SW - IV	SC - V	SE - VI	Average
1	-0.61	-0.54	-0.42	-0.52	-0.50	-0.43	-0.52
2	-0.60	-0.53	-0.41	-0.52	-0.50	-0.43	-0.51
3	-0.60	-0.54	-0.40	-0.52	-0.50	-0.43	-0.51
4	-0.60	-0.54	-0.40	-0.52	-0.49	-0.44	-0.51
5	-0.60	-0.53	-0.40	-0.52	-0.49	-0.44	-0.51
6							
7							
8	-0.60	-0.53	-0.39	-0.52	-0.49	-0.44	-0.51
9	-0.60	-0.53	-0.39	-0.52	-0.49	-0.44	-0.51
10	-0.59	-0.52	-0.37	-0.52	-0.48	-0.43	-0.50
11	-0.59	-0.53	-0.37	-0.53	-0.49	-0.43	-0.51
12	-0.59	-0.54	-0.33	-0.52	-0.49	-0.41	-0.50
13							
14							
15	-0.59	-0.52	-0.33	-0.52	-0.49	-0.41	-0.49
16	-0.59	-0.50	-0.33	-0.52	-0.47	-0.41	-0.49
17	-0.59	-0.50	-0.33	-0.53	-0.47	-0.41	-0.49
18	-0.59	-0.49	-0.33	-0.52	-0.47	-0.41	-0.48
19	-0.59	-0.49	-0.32	-0.52	-0.45	-0.40	-0.48
20							
21							
22	-0.59	-0.48	-0.32	-0.52	-0.44	-0.39	-0.47
23	-0.59	-0.48	-0.32	-0.52	-0.44	-0.38	-0.47
24	-0.58	-0.48	-0.30	-0.50	-0.43	-0.36	-0.46
25	-0.55	-0.42	-0.30	-0.47	-0.36	-0.33	-0.42
26	-0.51	-0.43	-0.30	-0.48	-0.34	-0.35	-0.42
27							
28							
29	-0.49	-0.38	-0.28	-0.42	-0.31	-0.36	-0.38
30	-0.51	-0.40	-0.27	-0.45	-0.34	-0.32	-0.40
Mo Avg	-0.58	-0.50	-0.35	-0.51	-0.45	-0.40	-0.48

Basis determined by using (MAY) contract.

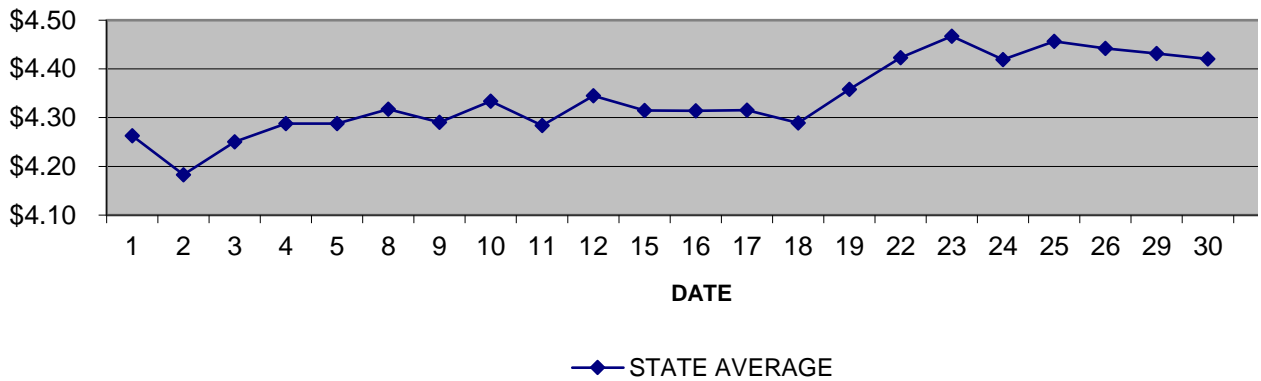
Prepared by Iowa Department of Agriculture and Land Stewardship

Agricultural Marketing Bureau, Des Moines, Iowa

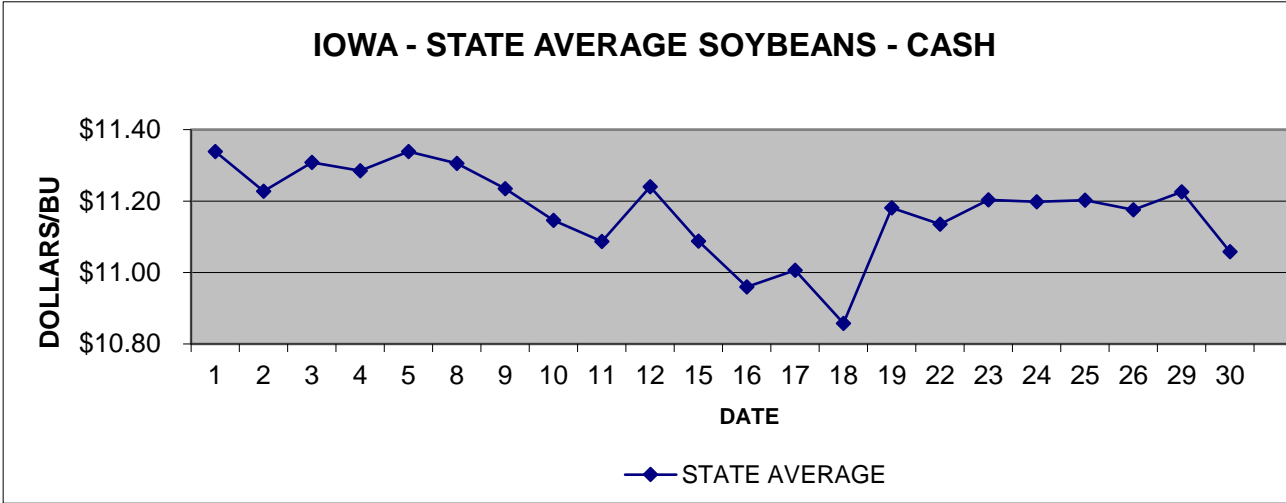
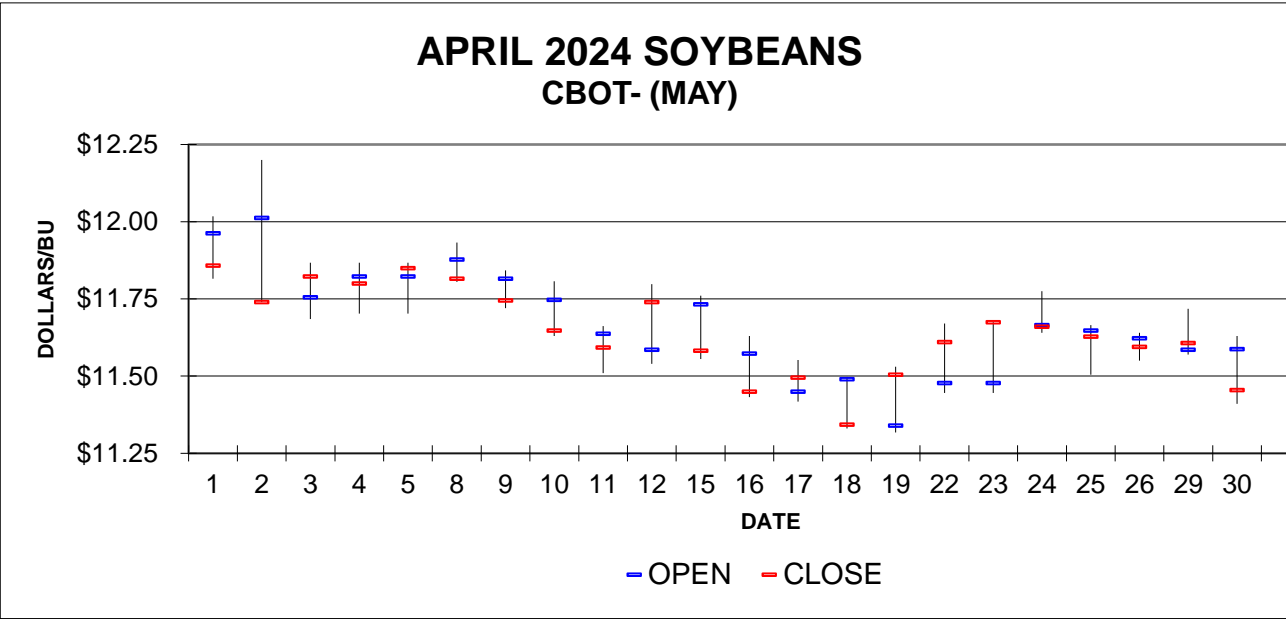
APRIL 2024 CORN CBOT - (MAY)



IOWA - STATE AVERAGE CORN - CASH



Source: Iowa Department of Agriculture and Land Stewardship



Source: Iowa Department of Agriculture and Land Stewardship