

IOWA STATE AVERAGE CORN PRICES FOR DECEMBER 2024

	NW - I	NC - II	NE - III	SW - IV	SC - V	SE - VI	State Average
1							
2	4.1750	4.1250	4.0528	3.9693	4.0236	3.9133	4.0699
3	4.1939	4.1345	4.0614	3.9939	4.0439	3.9608	4.0885
4	4.1686	4.1090	4.0467	3.9786	4.0214	3.9383	4.0668
5	4.2214	4.1610	4.1000	4.0286	4.0786	3.9883	4.1192
6	4.2714	4.2100	4.1467	4.0729	4.1086	4.0960	4.1727
7							
8							
9	4.2846	4.2255	4.1553	4.0904	4.1261	4.0558	4.1804
10	4.3571	4.3140	4.2311	4.1900	4.1986	4.1450	4.2635
11	4.3411	4.2705	4.2081	4.1896	4.1825	4.1042	4.2374
12	4.2907	4.2180	4.1572	4.1407	4.1350	4.0617	4.1877
13	4.2786	4.1980	4.1422	4.1243	4.1200	4.0467	4.1716
14							
15							
16	4.3057	4.2280	4.1778	4.1686	4.1500	4.0767	4.2038
17	4.2879	4.2140	4.1628	4.1536	4.1350	4.0633	4.1887
18	4.2254	4.0595	4.1169	4.0982	4.0725	3.9958	4.1028
19	4.2318	4.1885	4.1286	4.1332	4.1075	4.0242	4.1542
20	4.3096	4.2495	4.1836	4.1811	4.1711	4.0808	4.2157
21							
22							
23	4.3246	4.2645	4.2086	4.1975	4.1846	4.1092	4.2341
24	4.3321	4.2710	4.2183	4.2050	4.1921	4.1100	4.2409
25							
26							
27	4.3914	4.3180	4.2644	4.2571	4.2386	4.1417	4.2891
28							
29							
30	4.3668	4.3005	4.2514	4.2396	4.2325	4.1225	4.2716
31	4.4293	4.3660	4.3072	4.3021	4.2950	4.1683	4.3319
Mo Avg	4.2894	4.2213	4.1661	4.1357	4.1409	4.0601	4.1895

Prepared by Iowa Department of Agriculture and Land Stewardship
Agricultural Marketing Bureau, Des Moines, Iowa

IOWA STATE AVERAGE BEAN PRICES FOR DECEMBER 2024

	NW - I	NC - II	NE - III	SW - IV	SC - V	SE - VI	State Average
1							
2	9.3796	9.3245	9.3803	9.2925	9.3339	9.3942	9.3491
3	9.4704	9.3965	9.4453	9.3789	9.4061	9.4708	9.4272
4	9.3989	9.3315	9.3653	9.3218	9.3404	9.3875	9.3576
5	9.4989	9.4345	9.4653	9.4218	9.4404	9.4875	9.4584
6	9.4961	9.4285	9.4764	9.4232	9.4075	9.4575	9.4505
7							
8							
9	9.4543	9.3880	9.4256	9.3857	9.3729	9.4367	9.4120
10	9.5018	9.4345	9.4564	9.4332	9.4204	9.4842	9.4571
11	9.4950	9.4300	9.4650	9.4336	9.4279	9.4417	9.4508
12	9.4946	9.4315	9.4653	9.4446	9.4332	9.4425	9.4535
13	9.4196	9.3555	9.3758	9.3711	9.3568	9.3625	9.3758
14							
15							
16	9.3571	9.2930	9.3133	9.3057	9.2943	9.2933	9.3120
17	9.3004	9.2355	9.2608	9.2532	9.2418	9.2358	9.2566
18	9.0432	8.9785	9.0308	9.0046	8.9504	8.9625	8.9986
19	9.1086	9.0610	9.1089	9.0971	9.0386	9.0667	9.0816
20	9.2454	9.1960	9.2161	9.2171	9.1796	9.1896	9.2103
21							
22							
23	9.1964	9.1480	9.1650	9.1807	9.1364	9.1350	9.1630
24	9.2539	9.2065	9.2214	9.2354	9.1939	9.1758	9.2181
25							
26							
27	9.3086	9.2510	9.2700	9.2896	9.2189	9.2179	9.2645
28							
29							
30	9.3257	9.2640	9.3008	9.3068	9.2357	9.2313	9.2818
31	9.5025	9.4600	9.4939	9.4871	9.4082	9.4067	9.4656
Mo Avg	9.3626	9.3024	9.3351	9.3142	9.2919	9.3140	9.3222

Prepared by Iowa Department of Agriculture and Land Stewardship
 Agricultural Marketing Bureau, Des Moines, Iowa

IOWA DAILY CORN BASIS FOR DECEMBER 2024

	NW - I	NC - II	NE - III	SW - IV	SC - V	SE - VI	Basis Average
1							
2	-0.15	-0.20	-0.27	-0.36	-0.30	-0.41	-0.26
3	-0.13	-0.19	-0.26	-0.33	-0.28	-0.36	-0.23
4	-0.13	-0.19	-0.25	-0.32	-0.28	-0.36	-0.23
5	-0.13	-0.19	-0.25	-0.32	-0.27	-0.36	-0.23
6	-0.13	-0.19	-0.25	-0.33	-0.29	-0.30	-0.23
7							
8							
9	-0.13	-0.19	-0.26	-0.33	-0.29	-0.36	-0.24
10	-0.13	-0.18	-0.26	-0.30	-0.29	-0.35	-0.23
11	-0.14	-0.21	-0.27	-0.29	-0.30	-0.38	-0.25
12	-0.14	-0.22	-0.28	-0.29	-0.30	-0.37	-0.25
13	-0.14	-0.22	-0.28	-0.30	-0.30	-0.37	-0.25
14							
15							
16	-0.14	-0.22	-0.27	-0.28	-0.30	-0.37	-0.25
17	-0.15	-0.22	-0.27	-0.28	-0.30	-0.37	-0.25
18	-0.15	-0.31	-0.26	-0.27	-0.30	-0.38	-0.27
19	-0.18	-0.22	-0.28	-0.27	-0.30	-0.38	-0.25
20	-0.15	-0.21	-0.28	-0.28	-0.29	-0.38	-0.25
21							
22							
23	-0.15	-0.21	-0.27	-0.28	-0.29	-0.37	-0.24
24	-0.15	-0.21	-0.27	-0.28	-0.29	-0.38	-0.24
25							
26							
27	-0.15	-0.22	-0.28	-0.28	-0.30	-0.40	-0.25
28							
29							
30	-0.16	-0.22	-0.27	-0.28	-0.29	-0.40	-0.25
31	-0.16	-0.22	-0.28	-0.28	-0.29	-0.42	-0.25
Mo Avg	-0.14	-0.21	-0.27	-0.30	-0.29	-0.37	-0.24

Basis determined by using (MAR) contract.

Prepared by Iowa Department of Agriculture and Land Stewardship

Agricultural Marketing Bureau, Des Moines, Iowa

IOWA DAILY SOYBEAN BASIS FOR DECEMBER 2024

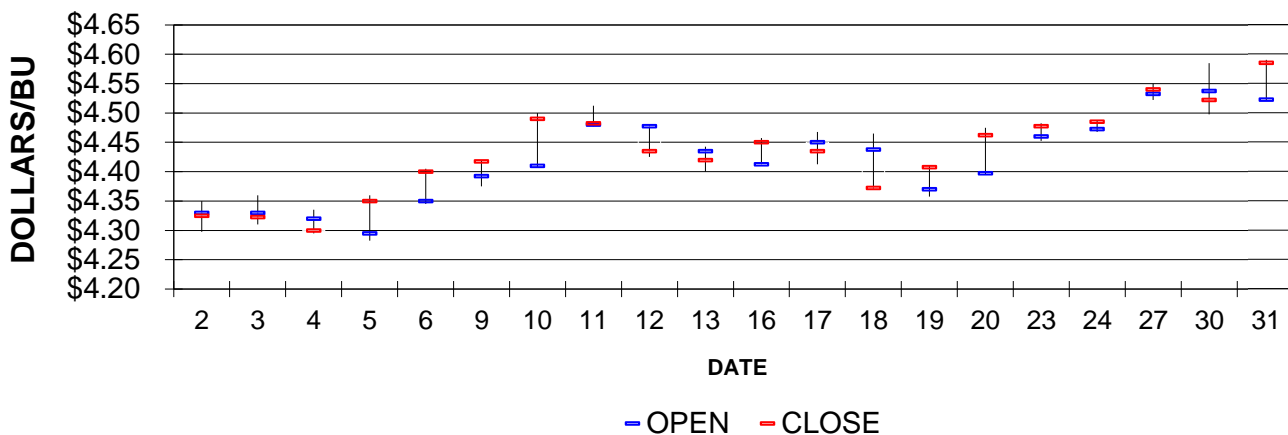
	NW - I	NC - II	NE - III	SW - IV	SC - V	SE - VI	Basis Average
1							
2	-0.47	-0.53	-0.47	-0.56	-0.52	-0.46	-0.50
3	-0.45	-0.52	-0.47	-0.54	-0.51	-0.45	-0.49
4	-0.44	-0.51	-0.47	-0.52	-0.50	-0.45	-0.48
5	-0.44	-0.50	-0.47	-0.52	-0.50	-0.45	-0.48
6	-0.44	-0.51	-0.46	-0.51	-0.53	-0.48	-0.49
7							
8							
9	-0.45	-0.51	-0.47	-0.51	-0.53	-0.46	-0.49
10	-0.45	-0.51	-0.49	-0.51	-0.53	-0.46	-0.49
11	-0.46	-0.53	-0.49	-0.52	-0.53	-0.51	-0.50
12	-0.46	-0.53	-0.49	-0.51	-0.52	-0.51	-0.50
13	-0.46	-0.53	-0.51	-0.51	-0.53	-0.52	-0.51
14							
15							
16	-0.46	-0.53	-0.51	-0.51	-0.53	-0.53	-0.51
17	-0.47	-0.53	-0.51	-0.51	-0.53	-0.53	-0.51
18	-0.47	-0.54	-0.49	-0.51	-0.57	-0.56	-0.52
19	-0.52	-0.57	-0.52	-0.53	-0.59	-0.56	-0.55
20	-0.50	-0.55	-0.53	-0.53	-0.57	-0.56	-0.53
21							
22							
23	-0.50	-0.55	-0.53	-0.51	-0.56	-0.56	-0.53
24	-0.50	-0.55	-0.53	-0.52	-0.56	-0.58	-0.53
25							
26							
27	-0.49	-0.55	-0.53	-0.51	-0.58	-0.58	-0.54
28							
29							
30	-0.49	-0.56	-0.52	-0.51	-0.58	-0.59	-0.54
31	-0.48	-0.52	-0.49	-0.50	-0.57	-0.58	-0.52
Mo Avg	-0.47	-0.53	-0.50	-0.52	-0.54	-0.52	-0.51

Basis determined by using (JAN) contract.

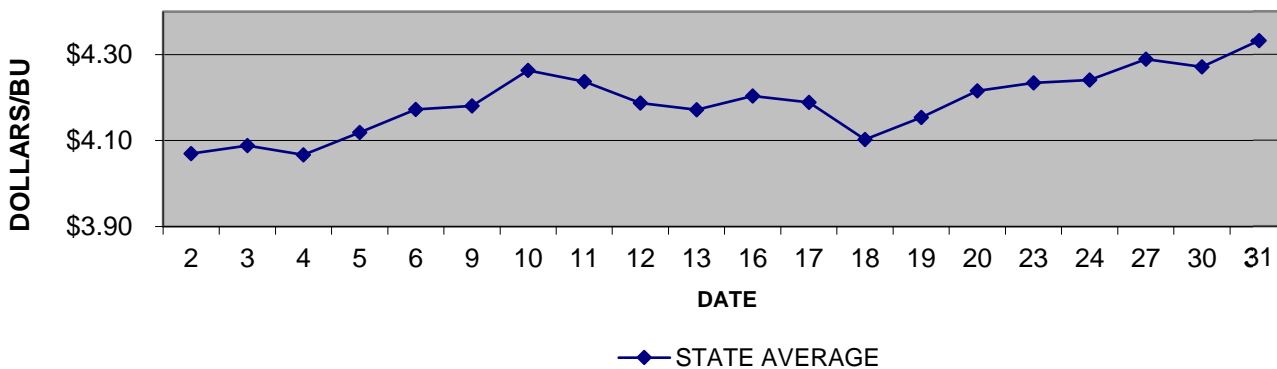
Prepared by Iowa Department of Agriculture and Land Stewardship

Agricultural Marketing Bureau, Des Moines, Iowa

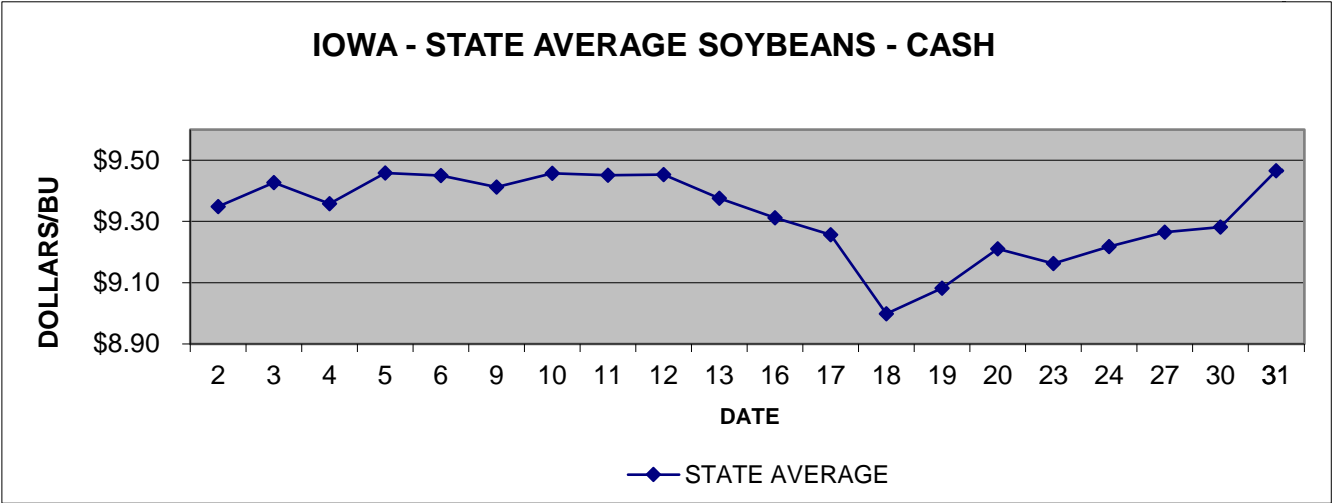
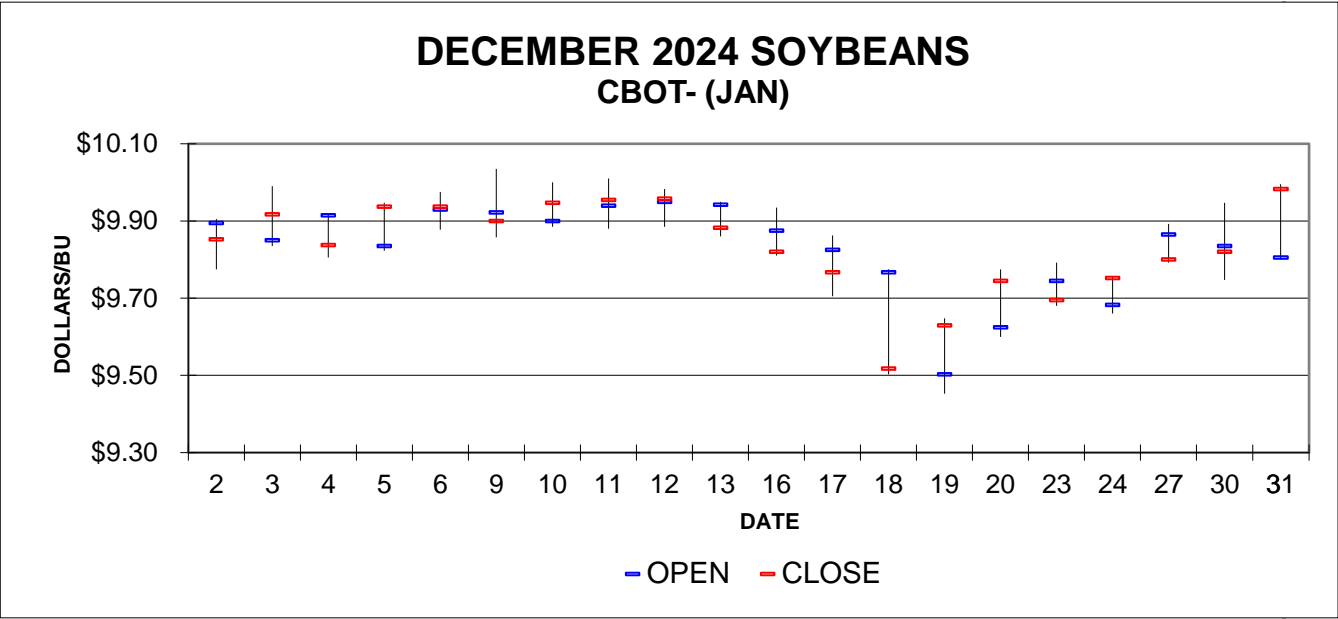
DECEMBER 2024 CORN CBOT - (MAR)



IOWA - STATE AVERAGE CORN - CASH



Source: Iowa Department of Agriculture and Land Stewardship



Source: Iowa Department of Agriculture and Land Stewardship