

IOWA STATE AVERAGE CORN PRICES FOR JUNE 2024

	NW - I	NC - II	NE - III	SW - IV	SC - V	SE - VI	State Average
1							
2							
3	4.4621	4.3880	4.4006	4.3164	4.3921	4.2179	4.3770
4	4.4893	4.4230	4.4017	4.3064	4.3879	4.2036	4.3897
5	4.4811	4.4015	4.3914	4.2954	4.3554	4.2054	4.3761
6	4.6157	4.5422	4.5278	4.4457	4.5100	4.3343	4.5158
7	4.5832	4.5025	4.5008	4.4146	4.4832	4.3032	4.4830
8							
9							
10	4.6189	4.5315	4.5319	4.4446	4.5132	4.3332	4.5141
11	4.6107	4.5430	4.5094	4.4364	4.4864	4.3221	4.5072
12	4.6654	4.5995	4.5569	4.4839	4.5482	4.3711	4.5602
13	4.7093	4.6380	4.5994	4.5264	4.5921	4.4136	4.6019
14	4.6243	4.5580	4.5167	4.4414	4.5071	4.3286	4.5188
15							
16							
17	4.5646	4.5015	4.4642	4.3918	4.4546	4.2675	4.4630
18	4.6300	4.5640	4.5211	4.4543	4.5171	4.3300	4.5251
19							
20	4.5346	4.4805	4.4253	4.3575	4.4146	4.2618	4.4355
21	4.4871	4.4340	4.3778	4.3171	4.3671	4.2157	4.3894
22							
23							
24	4.4721	4.4050	4.3517	4.2807	4.3593	4.2064	4.3669
25	4.3921	4.3250	4.2717	4.2125	4.2896	4.1336	4.2901
26	4.3357	4.2690	4.2244	4.1914	4.2321	4.0657	4.2384
27	4.2943	4.2523	4.1975	4.1389	4.2089	4.0146	4.2057
28	4.1732	4.1018	4.0575	4.0143	4.0814	3.8593	4.0678
29							
30							
Mo Avg	4.5128	4.4453	4.4120	4.3405	4.4053	4.2309	4.4119

Prepared by Iowa Department of Agriculture and Land Stewardship
Agricultural Marketing Bureau, Des Moines, Iowa

IOWA STATE AVERAGE BEAN PRICES FOR JUNE 2024

	NW - I	NC - II	NE - III	SW - IV	SC - V	SE - VI	State Average
1							
2							
3	11.2164	11.2640	11.3606	11.2907	11.3307	11.4150	11.2963
4	11.1614	11.2090	11.3056	11.2357	11.2757	11.3686	11.2424
5	11.1468	11.1915	11.2914	11.2139	11.2439	11.3325	11.2214
6	11.3743	11.4278	11.5637	11.2235	11.2811	11.3739	11.3800
7	11.1668	11.2145	11.3392	11.2325	11.2811	11.3739	11.2501
8							
9							
10	11.2596	11.3045	11.4347	11.3225	11.3711	11.4639	11.3415
11	11.1686	11.2070	11.3389	11.2200	11.2757	11.3671	11.2452
12	11.1582	11.2015	11.3314	11.2125	11.2754	11.3596	11.2383
13	11.2907	11.3420	11.4650	11.3407	11.3993	11.4850	11.3706
14	11.1989	11.2445	11.3675	11.2432	11.3018	11.3875	11.2744
15							
16							
17	10.9732	11.0415	11.1531	11.0589	11.1304	11.1918	11.0719
18	11.1486	11.2240	11.3267	11.2214	11.2929	11.3543	11.2440
19							
20	10.9696	11.0565	11.1881	11.0554	11.1011	11.2154	11.0790
21	11.0221	11.1270	11.2350	11.1536	11.2064	11.3121	11.1537
22							
23							
24	11.1625	11.2575	11.4036	11.2810	11.3668	11.4411	11.2937
25	11.0425	11.1415	11.2836	11.1329	11.2018	11.3211	11.1658
26	11.0082	11.1190	11.2297	11.1054	11.1504	11.2954	11.1325
27	10.9089	11.0195	11.1581	11.0368	11.1111	11.1954	11.0475
28	10.8843	10.9860	11.1072	10.9964	11.0836	11.1764	11.0152
29							
30							
Mo Avg	11.1190	11.1884	11.3096	11.1883	11.2463	11.3384	11.2139

Prepared by Iowa Department of Agriculture and Land Stewardship
 Agricultural Marketing Bureau, Des Moines, Iowa

IOWA DAILY CORN BASIS FOR JUNE 2024

	NW - I	NC - II	NE - III	SW - IV	SC - V	SE - VI	Basis Average
1							
2							
3	0.03	-0.05	-0.03	-0.12	-0.04	-0.22	-0.06
4	0.06	0.00	-0.02	-0.12	-0.04	-0.22	-0.04
5	0.09	0.01	0.00	-0.10	-0.04	-0.19	-0.02
6	0.10	0.02	0.01	-0.07	-0.01	-0.19	0.00
7	0.10	0.02	0.01	-0.07	0.00	-0.18	0.00
8							
9							
10	0.10	0.01	0.01	-0.07	0.00	-0.18	0.00
11	0.12	0.05	0.01	-0.06	-0.01	-0.17	0.01
12	0.12	0.06	0.01	-0.06	0.01	-0.17	0.02
13	0.12	0.05	0.01	-0.06	0.01	-0.17	0.02
14	0.12	0.06	0.02	-0.06	0.01	-0.17	0.02
15							
16							
17	0.13	0.06	0.03	-0.05	0.02	-0.17	0.03
18	0.13	0.06	0.02	-0.05	0.02	-0.17	0.03
19							
20	0.14	0.08	0.03	-0.04	0.02	-0.14	0.04
21	0.14	0.08	0.03	-0.03	0.02	-0.13	0.04
22							
23							
24	0.14	0.07	0.02	-0.05	0.02	-0.13	0.03
25	0.14	0.07	0.02	-0.04	0.03	-0.12	0.04
26	0.14	0.07	0.02	-0.01	0.03	-0.13	0.04
27	0.16	0.11	0.06	0.00	0.07	-0.12	0.07
28	0.20	0.13	0.09	0.04	0.11	-0.11	0.10
29							
30							
Mo Avg	0.12	0.05	0.02	-0.05	0.01	-0.16	0.02

Basis determined by using (JUL) contract.

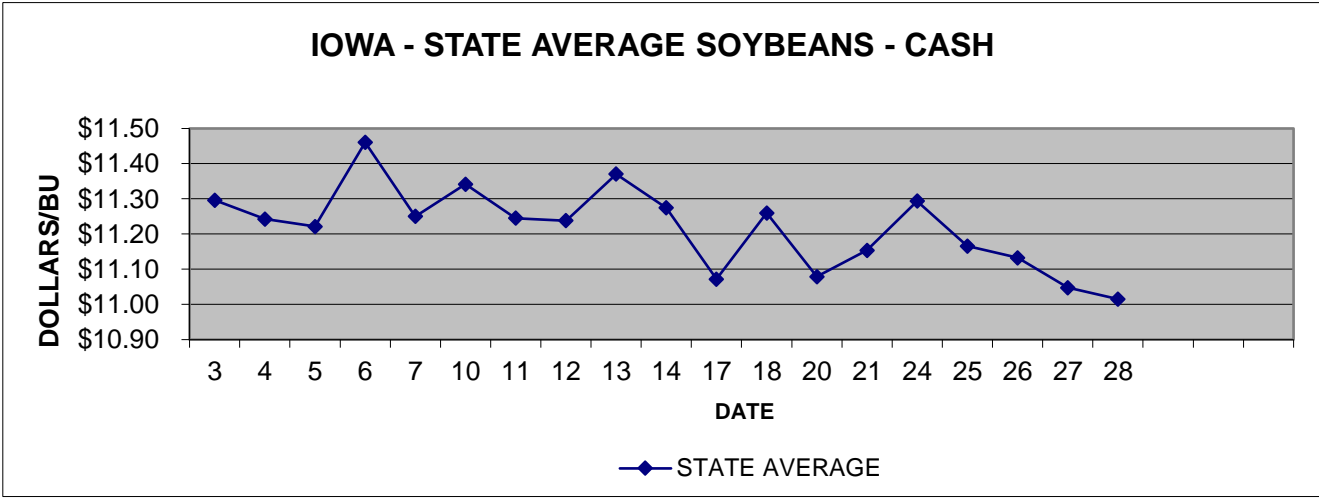
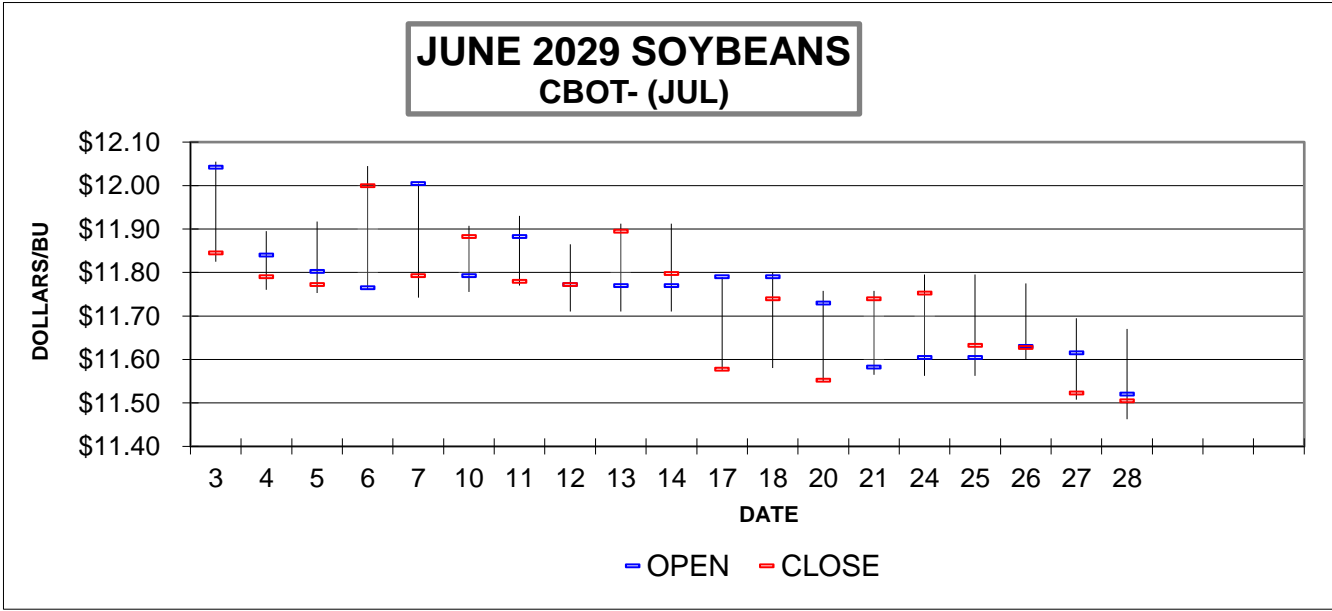
Prepared by Iowa Department of Agriculture and Land Stewardship
Agricultural Marketing Bureau, Des Moines, Iowa

IOWA DAILY SOYBEAN BASIS FOR JUNE 2024

	NW - I	NC - II	NE - III	SW - IV	SC - V	SE - VI	Basis Average
1							
2							
3	-0.63	-0.58	-0.48	-0.55	-0.51	-0.43	-0.55
4	-0.63	-0.58	-0.48	-0.55	-0.51	-0.42	-0.55
5	-0.63	-0.58	-0.48	-0.56	-0.53	-0.44	-0.55
6	-0.63	-0.57	-0.44	-0.78	-0.72	-0.63	-0.62
7	-0.63	-0.58	-0.45	-0.56	-0.51	-0.42	-0.54
8							
9							
10	-0.62	-0.58	-0.45	-0.56	-0.51	-0.42	-0.54
11	-0.61	-0.57	-0.44	-0.56	-0.50	-0.41	-0.53
12	-0.61	-0.57	-0.44	-0.56	-0.50	-0.41	-0.53
13	-0.60	-0.55	-0.43	-0.55	-0.50	-0.41	-0.52
14	-0.60	-0.55	-0.43	-0.55	-0.50	-0.41	-0.52
15							
16							
17	-0.60	-0.54	-0.42	-0.52	-0.45	-0.39	-0.51
18	-0.59	-0.52	-0.41	-0.52	-0.45	-0.39	-0.50
19							
20	-0.58	-0.50	-0.36	-0.50	-0.45	-0.34	-0.47
21	-0.72	-0.61	-0.51	-0.59	-0.53	-0.43	-0.32
22							
23							
24	-0.59	-0.49	-0.35	-0.47	-0.39	-0.31	-0.46
25	-0.59	-0.49	-0.35	-0.50	-0.43	-0.31	-0.47
26	-0.62	-0.51	-0.40	-0.52	-0.48	-0.33	-0.49
27	-0.61	-0.50	-0.36	-0.49	-0.41	-0.33	-0.47
28	-0.62	-0.52	-0.40	-0.51	-0.42	-0.33	-0.49
29							
30							
Mo Avg	-0.62	-0.55	-0.43	-0.55	-0.49	-0.40	-0.51

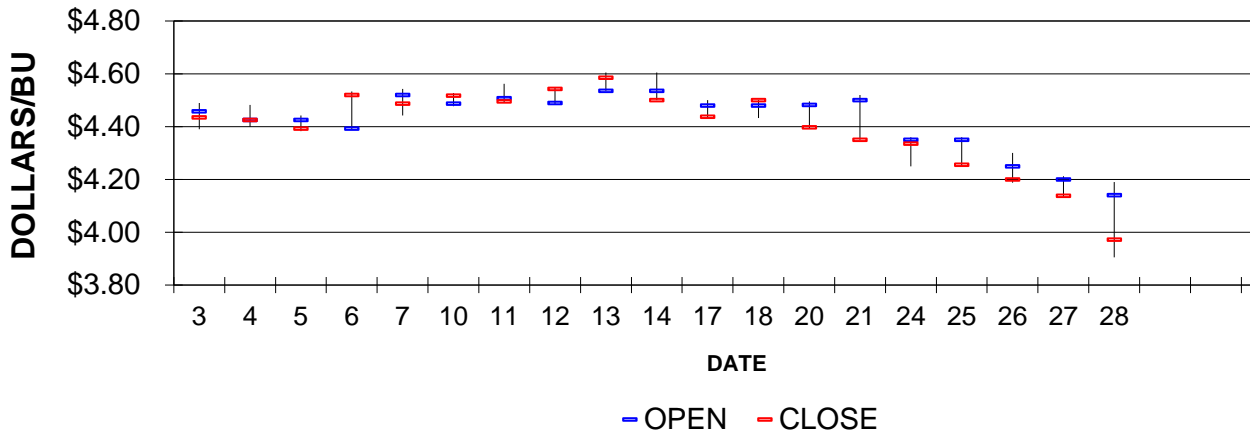
Basis determined by using (JUL) contract.

Prepared by Iowa Department of Agriculture and Land Stewardship
Agricultural Marketing Bureau, Des Moines, Iowa

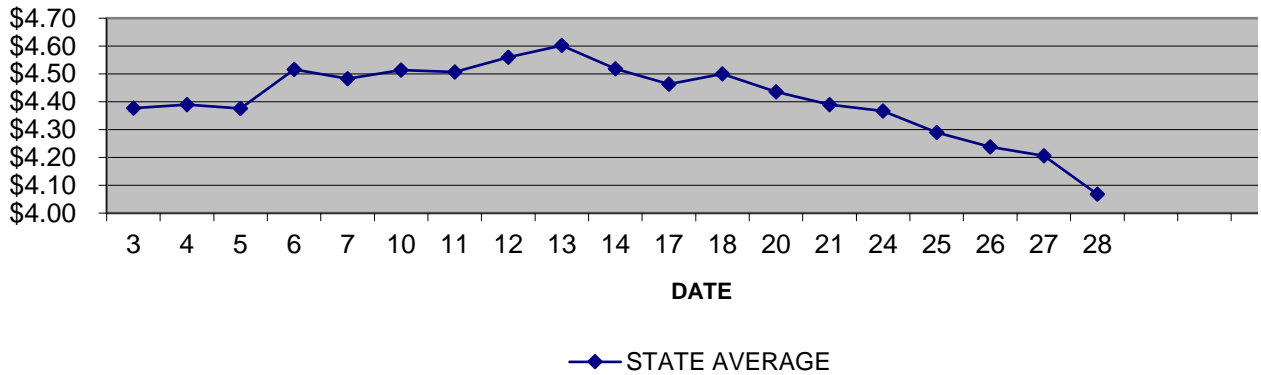


Source: Iowa Department of Agriculture and Land Stewardship

JUNE 2024 CORN CBOT - (JUL)



IOWA - STATE AVERAGE CORN - CASH



Source: Iowa Department of Agriculture and Land Stewardship

