

## IOWA STATE AVERAGE CORN PRICES FOR MARCH 2024

	NW - I	NC - II	NE - III	SW - IV	SC - V	SE - VI	State Average
<b>1</b>	4.0632	4.0365	4.1031	4.0100	3.9868	3.9704	4.0385
<b>2</b>							
<b>3</b>							
<b>4</b>	4.1100	4.0900	4.1556	4.0725	4.0493	4.0143	4.0912
<b>5</b>	4.0800	4.0525	4.1492	4.0214	3.9986	4.0268	4.0638
<b>6</b>	4.1061	4.0815	4.1864	4.0507	4.0336	4.0575	4.0943
<b>7</b>	4.2029	4.1740	4.2900	4.1443	4.1314	4.1657	4.1921
<b>8</b>	4.2489	4.2005	4.3075	4.1596	4.1454	4.1718	4.2162
<b>9</b>							
<b>10</b>							
<b>11</b>	4.2689	4.2235	4.3319	4.2061	4.1611	4.1889	4.2406
<b>12</b>	4.2861	4.2475	4.3392	4.2146	4.1693	4.1804	4.2531
<b>13</b>	4.2811	4.2485	4.3303	4.2096	4.1686	4.1754	4.2496
<b>14</b>	4.2132	4.1735	4.2564	4.1346	4.0986	4.1061	4.1773
<b>15</b>	4.2432	4.2055	4.2864	4.1646	4.1446	4.1332	4.2089
<b>16</b>							
<b>17</b>							
<b>18</b>	4.2357	4.1980	4.2789	4.1571	4.1371	4.1257	4.2014
<b>19</b>	4.2764	4.2540	4.3361	4.2036	4.1964	4.1621	4.2511
<b>20</b>	4.2714	4.2490	4.3311	4.1986	4.1914	4.1757	4.2483
<b>21</b>	4.2989	4.2755	4.3597	4.2161	4.2132	4.1861	4.2720
<b>22</b>	4.2839	4.2685	4.3525	4.2011	4.2125	4.1811	4.2630
<b>23</b>							
<b>24</b>							
<b>25</b>	4.2832	4.2535	4.3519	4.2032	4.2246	4.1661	4.2579
<b>26</b>	4.2364	4.2150	4.3117	4.1650	4.1836	4.1407	4.2187
<b>27</b>	4.1789	4.1705	4.2631	4.1118	4.1375	4.0946	4.1693
<b>28</b>	4.3386	4.3210	4.4156	4.2629	4.2657	4.2357	4.3193
<b>29</b>							
<b>30</b>							
<b>31</b>							
Mo Avg	4.2254	4.1969	4.2868	4.1554	4.1425	4.1329	4.2013

## IOWA STATE AVERAGE BEAN PRICES FOR MARCH 2024

	NW - I	NC - II	NE - III	SW - IV	SC - V	SE - VI	State Average
<b>1</b>	10.8225	10.9165	11.0178	10.9221	10.9050	11.0543	10.9260
<b>2</b>							
<b>3</b>							
<b>4</b>	10.8443	10.9690	11.0767	10.9733	10.9586	11.0714	10.9678
<b>5</b>	10.8000	10.9090	11.0289	10.9239	10.9125	11.0500	10.9209
<b>6</b>	10.7925	10.9215	11.0236	10.9439	10.9868	11.0354	10.9307
<b>7</b>	10.9725	11.1015	11.2103	11.1007	11.1507	11.2611	11.1123
<b>8</b>	11.1500	11.2720	11.3878	11.2721	11.3293	11.4357	11.2868
<b>9</b>							
<b>10</b>							
<b>11</b>	11.1154	11.2315	11.3414	11.2496	11.2821	11.3839	11.2474
<b>12</b>	11.2829	11.4000	11.5089	11.4243	11.4300	11.5471	11.4137
<b>13</b>	11.2875	11.4065	11.5186	11.4318	11.4375	11.5532	11.4204
<b>14</b>	11.2725	11.3925	11.5014	11.4168	11.4204	11.5382	11.4051
<b>15</b>	11.3025	11.4225	11.5447	11.4468	11.4711	11.5682	11.4390
<b>16</b>							
<b>17</b>							
<b>18</b>	11.1975	11.3175	11.4397	11.3418	11.3661	11.4632	11.3340
<b>19</b>	11.1893	11.2920	11.4050	11.3221	11.3436	11.4179	11.3098
<b>20</b>	11.4293	11.5320	11.6450	11.5621	11.5836	11.6650	11.5507
<b>21</b>	11.4614	11.5690	11.6733	11.5871	11.6200	11.6900	11.5821
<b>22</b>	11.2664	11.3840	11.4783	11.3921	11.4250	11.4921	11.3893
<b>23</b>							
<b>24</b>							
<b>25</b>	11.4396	11.5465	11.6547	11.5668	11.5896	11.6539	11.5580
<b>26</b>	11.3371	11.4440	11.5611	11.4571	11.4871	11.5429	11.4544
<b>27</b>	11.2821	11.3890	11.4961	11.3950	11.4221	11.4779	11.3947
<b>28</b>	11.2836	11.3740	11.4850	11.3850	11.4121	11.4736	11.3866
<b>29</b>							
<b>30</b>							
<b>31</b>							
Mo Avg	11.1764	11.2895	11.3999	11.3057	11.3267	11.4188	11.3015

## IOWA DAILY CORN BASIS FOR MARCH 2024

	<b>NW - I</b>	<b>NC - II</b>	<b>NE - III</b>	<b>SW - IV</b>	<b>SC - V</b>	<b>SE - VI</b>	<b>Basis Average</b>
<b>1</b>	-0.06	-0.09	-0.02	-0.11	-0.14	-0.15	-0.21
<b>2</b>							
<b>3</b>							
<b>4</b>	-0.19	-0.21	-0.14	-0.23	-0.25	-0.29	-0.21
<b>5</b>	-0.18	-0.21	-0.11	-0.24	-0.26	-0.24	-0.20
<b>6</b>	-0.18	-0.21	-0.10	-0.24	-0.25	-0.23	-0.19
<b>7</b>	-0.18	-0.21	-0.09	-0.24	-0.25	-0.21	-0.19
<b>8</b>	-0.15	-0.20	-0.09	-0.24	-0.25	-0.23	-0.18
<b>9</b>							
<b>10</b>							
<b>11</b>	-0.15	-0.19	-0.09	-0.21	-0.26	-0.23	-0.18
<b>12</b>	-0.13	-0.17	-0.08	-0.20	-0.25	-0.24	-0.16
<b>13</b>	-0.13	-0.16	-0.08	-0.20	-0.24	-0.24	-0.16
<b>14</b>	-0.12	-0.16	-0.08	-0.20	-0.24	-0.23	-0.16
<b>15</b>	-0.12	-0.16	-0.08	-0.20	-0.22	-0.23	-0.16
<b>16</b>							
<b>17</b>							
<b>18</b>	-0.12	-0.16	-0.08	-0.20	-0.22	-0.23	-0.16
<b>19</b>	-0.12	-0.14	-0.06	-0.19	-0.20	-0.23	-0.14
<b>20</b>	-0.12	-0.14	-0.06	-0.19	-0.20	-0.21	-0.14
<b>21</b>	-0.11	-0.13	-0.05	-0.19	-0.19	-0.22	-0.14
<b>22</b>	-0.11	-0.12	-0.04	-0.19	-0.18	-0.21	-0.13
<b>23</b>							
<b>24</b>							
<b>25</b>	-0.09	-0.12	-0.03	-0.17	-0.15	-0.21	-0.12
<b>26</b>	-0.09	-0.11	-0.01	-0.16	-0.14	-0.18	-0.11
<b>27</b>	-0.09	-0.10	0.00	-0.16	-0.13	-0.17	-0.10
<b>28</b>	-0.08	-0.10	0.00	-0.16	-0.15	-0.18	-0.10
<b>29</b>							
<b>30</b>							
<b>31</b>							
Mo Avg	-0.13	-0.15	-0.07	-0.20	-0.21	-0.22	-0.16

Basis determined by using (MAY) contract.

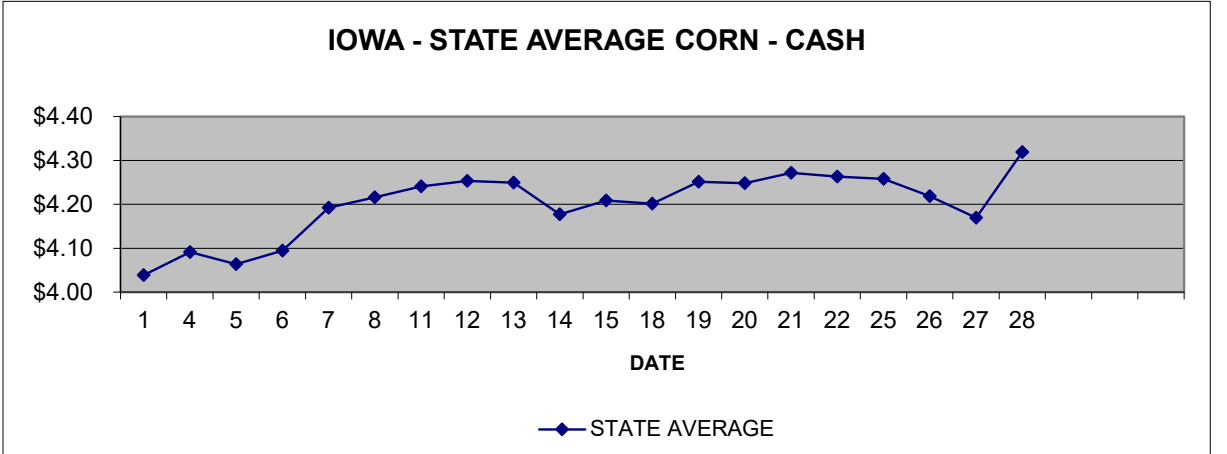
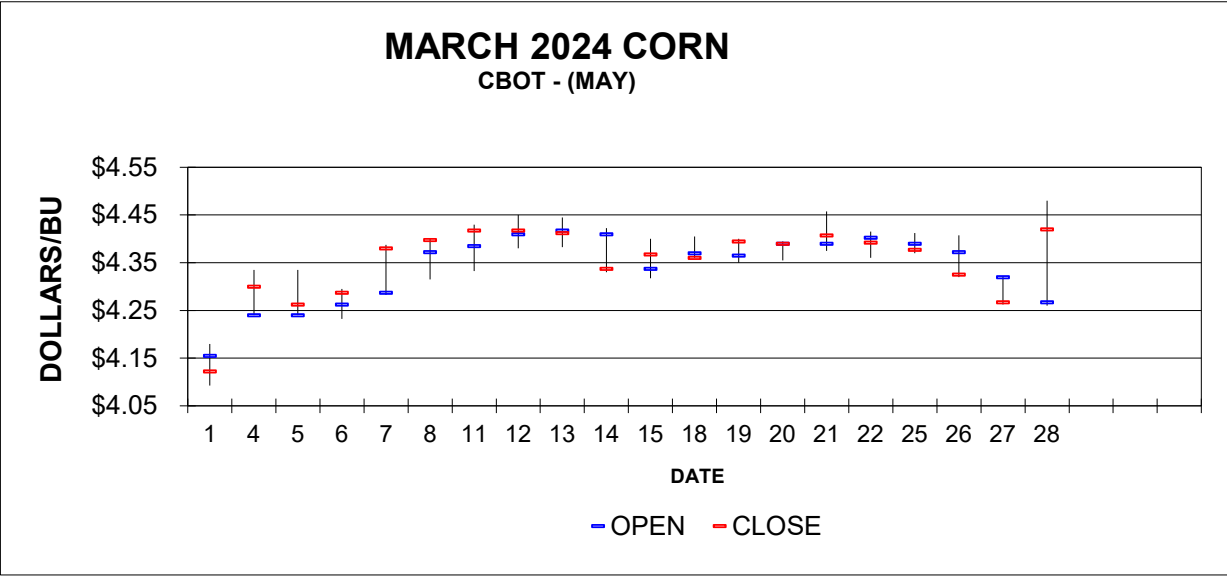
Prepared by Iowa Department of Agriculture and Land Stewardship  
Agricultural Marketing Bureau, Des Moines, Iowa

## IOWA DAILY SOYBEAN BASIS FOR MARCH 2024

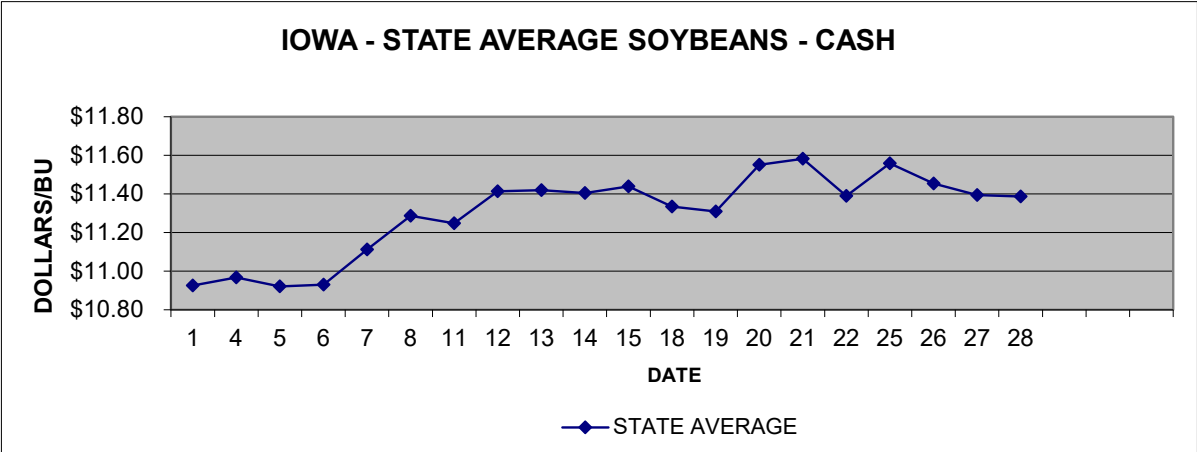
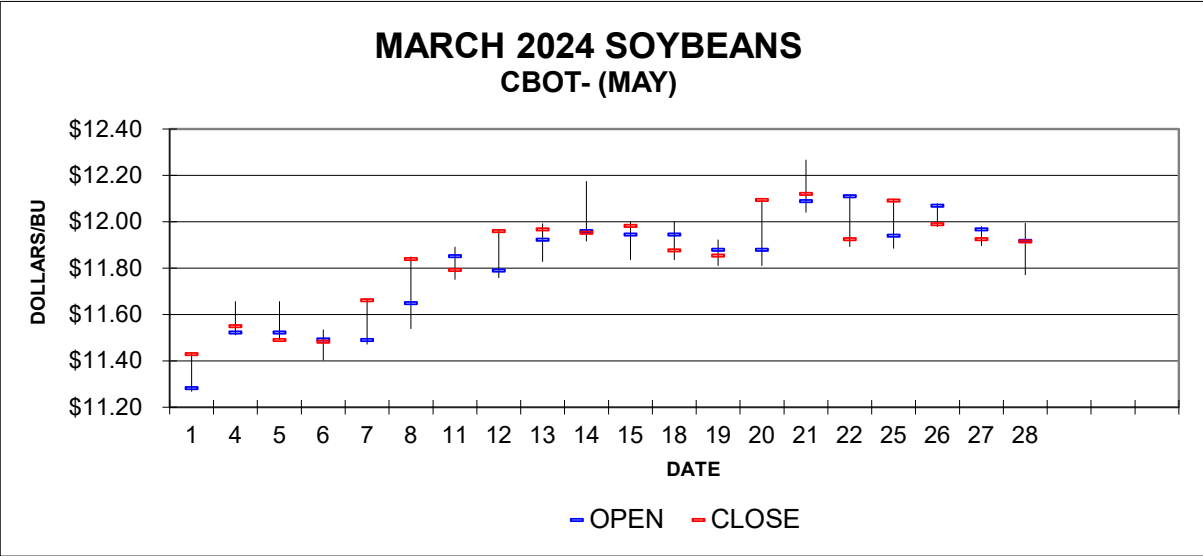
	<b>NW - I</b>	<b>NC - II</b>	<b>NE - III</b>	<b>SW - IV</b>	<b>SC - V</b>	<b>SE - VI</b>	<b>Basis Average</b>
<b>1</b>	-0.61	-0.51	-0.41	-0.51	-0.53	-0.38	-0.59
<b>2</b>							
<b>3</b>							
<b>4</b>	-0.71	-0.58	-0.47	-0.58	-0.59	-0.48	-0.58
<b>5</b>	-0.69	-0.58	-0.46	-0.57	-0.58	-0.44	-0.57
<b>6</b>	-0.69	-0.56	-0.46	-0.54	-0.50	-0.45	-0.47
<b>7</b>	-0.69	-0.56	-0.45	-0.56	-0.51	-0.40	-0.55
<b>8</b>	-0.69	-0.57	-0.45	-0.57	-0.51	-0.40	-0.55
<b>9</b>							
<b>10</b>							
<b>11</b>	-0.68	-0.56	-0.45	-0.54	-0.51	-0.41	-0.55
<b>12</b>	-0.68	-0.56	-0.45	-0.54	-0.53	-0.41	-0.55
<b>13</b>	-0.68	-0.56	-0.45	-0.54	-0.53	-0.41	-0.55
<b>14</b>	-0.68	-0.56	-0.45	-0.54	-0.53	-0.41	-0.55
<b>15</b>	-0.68	-0.56	-0.44	-0.54	-0.51	-0.41	-0.54
<b>16</b>							
<b>17</b>							
<b>18</b>	-0.68	-0.56	-0.44	-0.54	-0.51	-0.41	-0.54
<b>19</b>	-0.67	-0.56	-0.45	-0.53	-0.51	-0.44	-0.55
<b>20</b>	-0.67	-0.56	-0.45	-0.53	-0.51	-0.43	-0.54
<b>21</b>	-0.66	-0.55	-0.45	-0.53	-0.50	-0.43	-0.54
<b>22</b>	-0.66	-0.54	-0.45	-0.53	-0.50	-0.43	-0.54
<b>23</b>							
<b>24</b>							
<b>25</b>	-0.65	-0.55	-0.44	-0.53	-0.50	-0.44	-0.53
<b>26</b>	-0.65	-0.55	-0.43	-0.53	-0.50	-0.45	-0.54
<b>27</b>	-0.64	-0.54	-0.43	-0.53	-0.50	-0.45	-0.53
<b>28</b>	-0.63	-0.54	-0.43	-0.53	-0.50	-0.44	-0.53
<b>29</b>							
<b>30</b>							
<b>31</b>							
<b>Mo Avg</b>	-0.67	-0.56	-0.45	-0.54	-0.52	-0.43	-0.54

Basis determined by using (MAY) contract.

Prepared by Iowa Department of Agriculture and Land Stewardship  
Agricultural Marketing Bureau, Des Moines, Iowa



Source: Iowa Department of Agriculture and Land Stewardship



Source: Iowa Department of Agriculture and Land Stewardship