

IOWA STATE AVERAGE CORN PRICES FOR MAY 2024

	NW - I	NC - II	NE - III	SW - IV	SC - V	SE - VI	State Average
1	4.4889	4.4975	4.4992	4.3775	4.4089	4.2889	4.4490
2	4.5818	4.5815	4.5897	4.5058	4.4646	4.3932	4.5417
3	4.5725	4.5555	4.5703	4.4668	4.4625	4.4011	4.5247
4							
5							
6	4.6400	4.6270	4.6456	4.5329	4.5400	4.4671	4.5951
7	4.6143	4.6040	4.6200	4.5186	4.5200	4.4443	4.5725
8	4.5164	4.5070	4.5272	4.4321	4.4307	4.3450	4.4777
9	4.5036	4.4850	4.5072	4.4121	4.4150	4.3207	4.4585
10	4.6404	4.6175	4.6197	4.5418	4.5504	4.4546	4.5885
11							
12							
13	4.6750	4.6370	4.6428	4.5693	4.5779	4.4807	4.6142
14	4.6279	4.5890	4.5917	4.5207	4.5679	4.4279	4.5683
15	4.5850	4.5440	4.5306	4.4707	4.5236	4.3636	4.5181
16	4.5300	4.4850	4.4778	4.4171	4.4286	4.3057	4.4589
17	4.4850	4.4400	4.4350	4.3721	4.3693	4.2421	4.4109
18							
19							
20	4.5693	4.5240	4.5161	4.4379	4.4493	4.3250	4.4917
21	4.5586	4.5080	4.4922	4.4129	4.4386	4.3000	4.4737
22	4.5911	4.5565	4.5492	4.4668	4.4768	4.3496	4.5203
23	4.6414	4.5830	4.5978	4.4929	4.5071	4.3829	4.5567
24	4.6732	4.5915	4.5986	4.5104	4.5146	4.3961	4.5703
25							
26							
27							
28	4.6464	4.5740	4.5761	4.4907	4.5321	4.3707	4.5517
29	4.5711	4.5045	4.5236	4.4211	4.4796	4.2982	4.4849
30	4.5232	4.4335	4.4608	4.3704	4.4075	4.2432	4.4246
31	4.4896	4.4095	4.4358	4.3482	4.4039	4.2182	4.4002
Mo Avg	4.5784	4.5388	4.5458	4.4586	4.4759	4.3554	4.5115

Prepared by Iowa Department of Agriculture and Land Stewardship
Agricultural Marketing Bureau, Des Moines, Iowa

IOWA STATE AVERAGE BEAN PRICES FOR MAY 2024

	NW - I	NC - II	NE - III	SW - IV	SC - V	SE - VI	State Average
1	11.0168	11.1375	11.2703	11.1039	11.1925	11.2396	11.1414
2	11.3457	11.4470	11.5744	11.4133	11.4429	11.5857	11.4531
3	11.5129	11.6100	11.7122	11.5743	11.6043	11.7543	11.6141
4							
5							
6	11.8361	11.9365	12.0108	11.8918	11.9089	12.0789	11.9324
7	11.8136	11.9140	11.9817	11.8807	11.8707	12.0550	11.9090
8	11.6304	11.7225	11.7753	11.6932	11.6761	11.8204	11.7122
9	11.4196	11.5200	11.5828	11.5007	11.4836	11.5993	11.5092
10	11.5243	11.6300	11.6822	11.6043	11.6000	11.7000	11.6152
11							
12							
13	11.5307	11.6250	11.6872	11.6036	11.6050	11.6807	11.6138
14	11.4879	11.5850	11.6372	11.5579	11.5550	11.6307	11.5687
15	11.4807	11.5690	11.6294	11.5693	11.5521	11.6207	11.5620
16	11.5082	11.5975	11.6547	11.6054	11.5868	11.6339	11.5897
17	11.6257	11.7150	11.7756	11.7729	11.6971	11.7557	11.7150
18							
19							
20	11.8357	11.9150	11.9644	11.9200	11.9143	11.9557	11.9096
21	11.7211	11.7955	11.8469	11.8025	11.7968	11.8411	11.7926
22	11.8239	11.9005	11.9647	11.8996	11.8968	11.9611	11.8990
23	11.7554	11.8225	11.8947	11.8282	11.8268	11.9154	11.8301
24	11.8429	11.9100	11.9822	11.9157	11.9143	12.0029	11.9176
25							
26							
27							
28	11.6564	11.7110	11.7950	11.7264	11.7364	11.8493	11.7325
29	11.5029	11.5580	11.6467	11.5643	11.5886	11.6900	11.5783
30	11.4661	11.5135	11.6097	11.5189	11.5604	11.6604	11.5400
31	11.4214	11.4640	11.5622	11.4714	11.5129	11.6129	11.4926
Mo Avg	11.5799	11.6636	11.7382	11.6554	11.6601	11.7565	11.6649

Prepared by Iowa Department of Agriculture and Land Stewardship
Agricultural Marketing Bureau, Des Moines, Iowa

IOWA DAILY CORN BASIS FOR MAY 2024

	Basis						
	NW - I	NC - II	NE - III	SW - IV	SC - V	SE - VI	Average
1	-0.02	-0.01	-0.01	-0.13	-0.10	-0.22	-0.06
2	-0.02	-0.02	-0.01	-0.09	-0.13	-0.20	-0.06
3	-0.03	-0.05	-0.03	-0.14	-0.14	-0.20	-0.08
4							
5							
6	-0.05	-0.06	-0.04	-0.16	-0.15	-0.22	-0.09
7	-0.06	-0.07	-0.05	-0.15	-0.15	-0.23	-0.10
8	-0.07	-0.08	-0.06	-0.15	-0.15	-0.24	-0.11
9	-0.06	-0.08	-0.06	-0.15	-0.15	-0.24	-0.11
10	-0.06	-0.08	-0.08	-0.16	-0.15	-0.24	-0.11
11							
12							
13	-0.05	-0.09	-0.08	-0.16	-0.15	-0.24	-0.11
14	-0.05	-0.09	-0.08	-0.15	-0.11	-0.25	-0.11
15	-0.04	-0.08	-0.09	-0.15	-0.10	-0.26	-0.11
16	-0.04	-0.09	-0.09	-0.15	-0.14	-0.26	-0.11
17	-0.04	-0.09	-0.09	-0.15	-0.16	-0.28	-0.11
18							
19							
20	-0.14	-0.19	-0.19	-0.27	-0.26	-0.39	-0.11
21	-0.02	-0.07	-0.09	-0.17	-0.14	-0.28	-0.11
22	-0.02	-0.06	-0.06	-0.15	-0.14	-0.26	-0.09
23	0.00	-0.06	-0.04	-0.15	-0.13	-0.26	-0.08
24	0.03	-0.06	-0.05	-0.14	-0.13	-0.25	-0.08
25							
26							
27							
28	0.02	-0.05	-0.05	-0.13	-0.09	-0.25	-0.07
29	0.02	-0.05	-0.03	-0.13	-0.07	-0.25	-0.07
30	0.04	-0.05	-0.03	-0.12	-0.08	-0.24	-0.06
31	0.03	-0.05	-0.03	-0.11	-0.06	-0.24	-0.06
Mo Avg	-0.03	-0.07	-0.06	-0.15	-0.13	-0.25	-0.09

Basis determined by using (JUL) contract.

Prepared by Iowa Department of Agriculture and Land Stewardship

Agricultural Marketing Bureau, Des Moines, Iowa

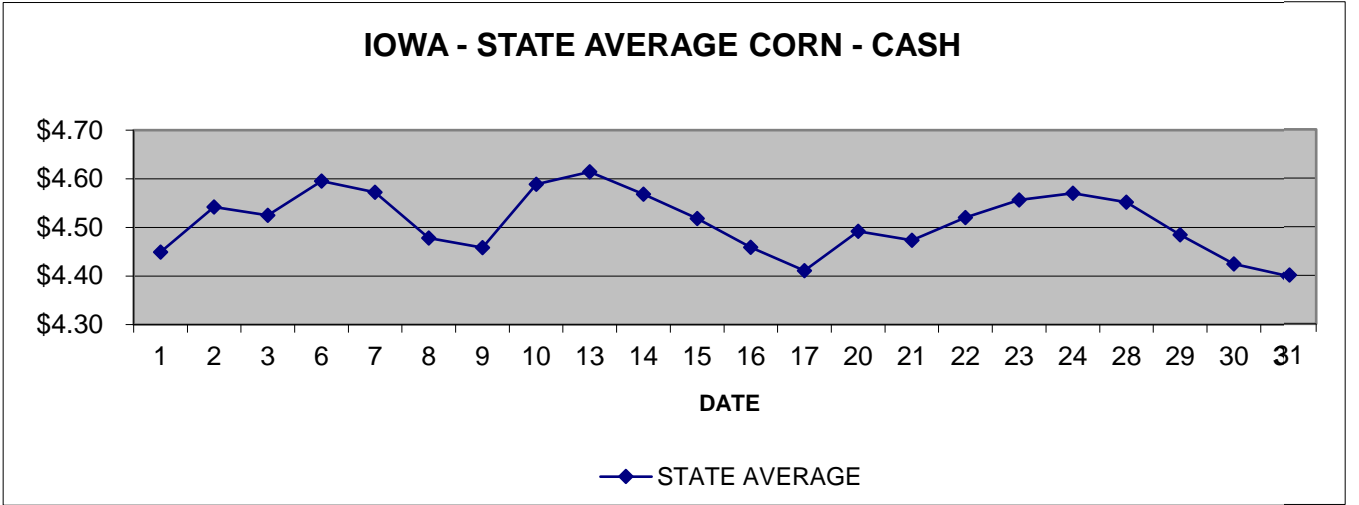
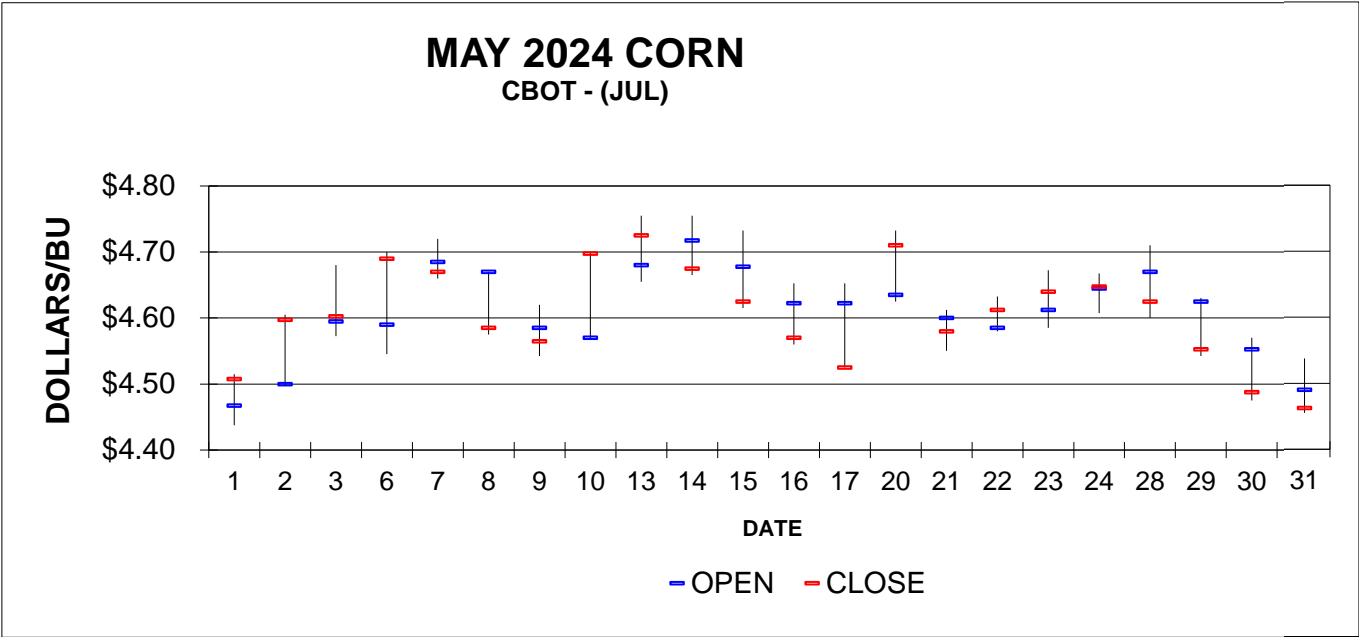
IOWA DAILY SOYBEAN BASIS FOR MAY 2024

	Basis						
	NW - I	NC - II	NE - III	SW - IV	SC - V	SE - VI	Average
1	-0.69	-0.57	-0.43	-0.60	-0.51	-0.46	-0.56
2	-0.64	-0.54	-0.42	-0.58	-0.55	-0.40	-0.54
3	-0.64	-0.54	-0.44	-0.58	-0.55	-0.40	-0.54
4							
5							
6	-0.65	-0.55	-0.48	-0.60	-0.58	-0.41	-0.56
7	-0.65	-0.55	-0.48	-0.58	-0.59	-0.41	-0.56
8	-0.65	-0.56	-0.50	-0.58	-0.60	-0.46	-0.57
9	-0.67	-0.57	-0.50	-0.58	-0.60	-0.49	-0.58
10	-0.67	-0.56	-0.51	-0.59	-0.59	-0.49	-0.57
11							
12							
13	-0.66	-0.57	-0.51	-0.59	-0.59	-0.51	-0.58
14	-0.66	-0.56	-0.51	-0.59	-0.59	-0.51	-0.58
15	-0.65	-0.57	-0.51	-0.57	-0.58	-0.51	-0.57
16	-0.65	-0.57	-0.51	-0.56	-0.58	-0.53	-0.57
17	-0.63	-0.54	-0.48	-0.48	-0.56	-0.50	-0.56
18							
19							
20	-0.64	-0.57	-0.52	-0.56	-0.57	-0.52	-0.57
21	-0.64	-0.57	-0.52	-0.56	-0.57	-0.52	-0.57
22	-0.64	-0.56	-0.50	-0.56	-0.57	-0.50	-0.56
23	-0.64	-0.57	-0.50	-0.56	-0.57	-0.48	-0.56
24	-0.64	-0.57	-0.50	-0.56	-0.57	-0.48	-0.56
25							
26							
27							
28	-0.64	-0.58	-0.50	-0.57	-0.56	-0.45	-0.56
29	-0.64	-0.58	-0.49	-0.58	-0.55	-0.45	-0.56
30	-0.63	-0.58	-0.49	-0.58	-0.54	-0.44	-0.56
31	-0.63	-0.59	-0.49	-0.58	-0.54	-0.44	-0.56
Mo Avg	-0.65	-0.56	-0.49	-0.57	-0.57	-0.47	-0.56

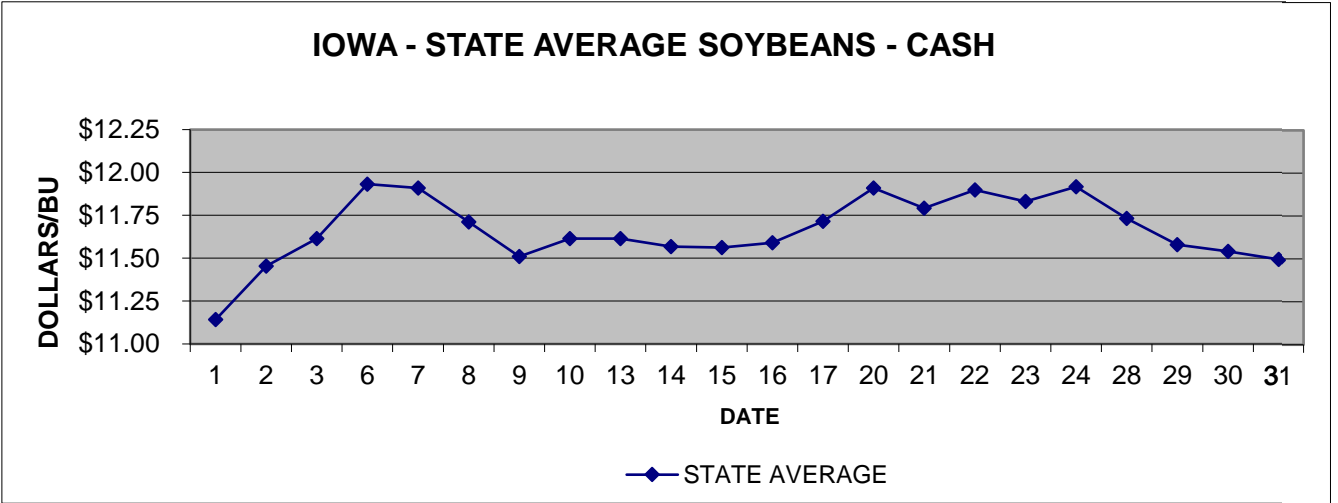
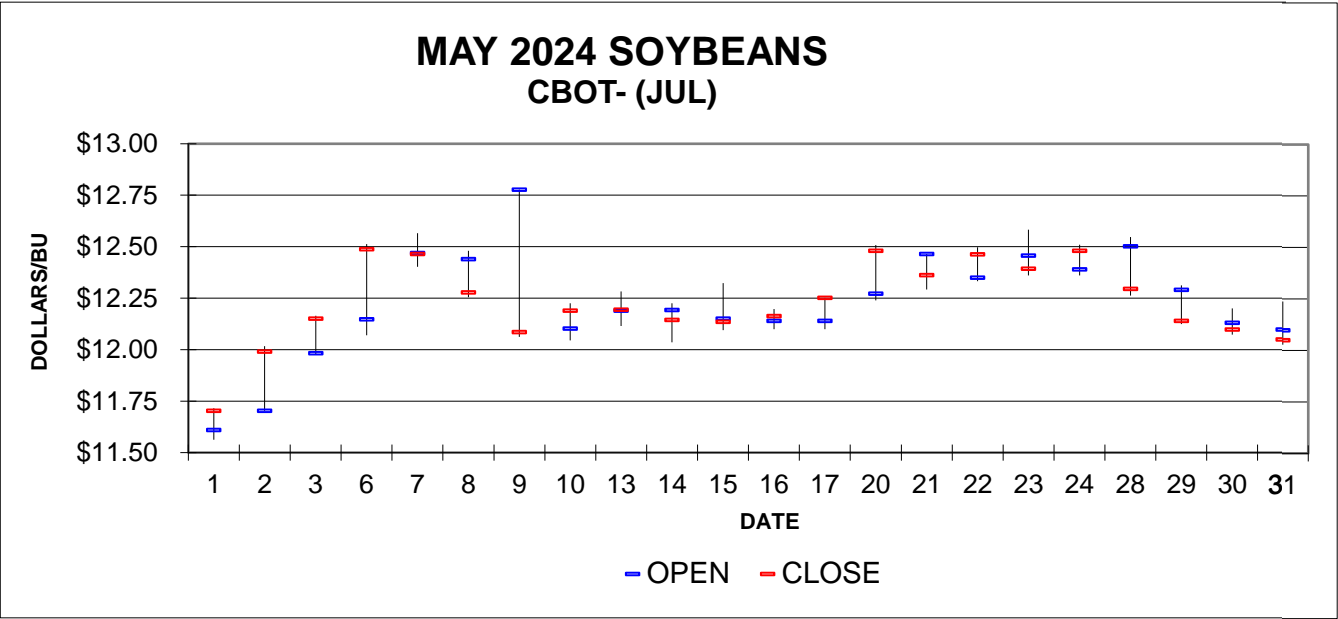
Basis determined by using (JUL) contract.

Prepared by Iowa Department of Agriculture and Land Stewardship

Agricultural Marketing Bureau, Des Moines, Iowa



Source: Iowa Department of Agriculture and Land Stewardship



Source: Iowa Department of Agriculture and Land Stewardship