

IOWA STATE AVERAGE CORN PRICES FOR NOVEMBER 2024

| | NW - I | NC - II | NE - III | SW - IV | SC - V | SE - VI | State Average |
|-----------|--------|---------|----------|---------|--------|---------|---------------|
| 1 | 4.0021 | 3.9210 | 3.8206 | 3.7850 | 3.7964 | 3.6867 | 3.8655 |
| 2 | | | | | | | |
| 3 | | | | | | | |
| 4 | 4.0450 | 3.9530 | 3.8461 | 3.8250 | 3.8436 | 3.7233 | 3.9014 |
| 5 | 4.0650 | 3.9870 | 3.8783 | 3.8521 | 3.8636 | 3.7467 | 3.9289 |
| 6 | 4.1425 | 4.0715 | 3.9536 | 3.9411 | 3.9411 | 3.8292 | 4.0101 |
| 7 | 4.1550 | 4.0880 | 3.9728 | 3.9521 | 3.9636 | 3.8617 | 4.0279 |
| 8 | 4.1900 | 4.1340 | 4.0089 | 4.0000 | 4.0300 | 3.9167 | 4.0729 |
| 9 | | | | | | | |
| 10 | | | | | | | |
| 11 | | | | | | | |
| 12 | 4.1664 | 4.1330 | 4.0106 | 3.9821 | 4.0193 | 3.9083 | 4.0638 |
| 13 | 4.1593 | 4.1180 | 3.9972 | 3.9650 | 3.9993 | 3.8917 | 4.0499 |
| 14 | 4.0843 | 4.0450 | 3.9289 | 3.8971 | 3.9400 | 3.8167 | 3.9788 |
| 15 | 4.1343 | 4.0960 | 3.9767 | 3.9471 | 3.9943 | 3.8750 | 4.0300 |
| 16 | | | | | | | |
| 17 | | | | | | | |
| 18 | 4.1982 | 4.1505 | 4.0293 | 4.0054 | 4.0554 | 3.9342 | 4.0877 |
| 19 | 4.1825 | 4.1325 | 4.0147 | 3.9911 | 4.0296 | 3.9242 | 4.0716 |
| 20 | 4.2125 | 4.1645 | 4.0558 | 4.0211 | 4.0596 | 3.9542 | 4.1041 |
| 21 | 4.1904 | 4.1475 | 4.0208 | 3.9918 | 4.0232 | 3.9475 | 4.0809 |
| 22 | 4.1779 | 4.1350 | 4.0094 | 3.9793 | 4.0107 | 3.9400 | 4.0692 |
| 23 | | | | | | | |
| 24 | | | | | | | |
| 25 | 4.1418 | 4.0955 | 4.0075 | 3.9861 | 3.9961 | 3.9325 | 4.0487 |
| 26 | 4.1057 | 4.0760 | 3.9644 | 3.9371 | 3.9657 | 3.9083 | 4.0164 |
| 27 | | | | | | | |
| 28 | | | | | | | |
| 29 | | | | | | | |
| 30 | | | | | | | |
| 31 | | | | | | | |
| Mo Avg | 4.1384 | 4.0852 | 3.9703 | 3.9446 | 3.9724 | 3.8704 | 4.0240 |

Prepared by Iowa Department of Agriculture and Land Stewardship
Agricultural Marketing Bureau, Des Moines, Iowa

IOWA STATE AVERAGE BEAN PRICES FOR NOVEMBER 2024

| | NW - I | NC - II | NE - III | SW - IV | SC - V | SE - VI | State Average |
|-----------|--------|---------|----------|---------|--------|---------|---------------|
| 1 | 9.4189 | 9.3455 | 9.3214 | 9.2161 | 9.2732 | 9.2825 | 9.3235 |
| 2 | | | | | | | |
| 3 | | | | | | | |
| 4 | 9.4325 | 9.3835 | 9.3892 | 9.3025 | 9.3054 | 9.3375 | 9.3688 |
| 5 | 9.4932 | 9.4465 | 9.4508 | 9.3575 | 9.3946 | 9.4275 | 9.4361 |
| 6 | 9.5161 | 9.4675 | 9.4875 | 9.3946 | 9.4118 | 9.4488 | 9.4616 |
| 7 | 9.7439 | 9.6885 | 9.7136 | 9.6411 | 9.6611 | 9.6796 | 9.6929 |
| 8 | 9.7839 | 9.7375 | 9.7558 | 9.6782 | 9.7239 | 9.7050 | 9.7356 |
| 9 | | | | | | | |
| 10 | | | | | | | |
| 11 | | | | | | | |
| 12 | 9.5907 | 9.5680 | 9.5628 | 9.4879 | 9.5479 | 9.5433 | 9.5550 |
| 13 | 9.5775 | 9.5395 | 9.5575 | 9.4732 | 9.5432 | 9.5408 | 9.5408 |
| 14 | 9.3893 | 9.3400 | 9.3550 | 9.2836 | 9.3179 | 9.3483 | 9.3432 |
| 15 | 9.4993 | 9.4510 | 9.4650 | 9.4150 | 9.4307 | 9.4583 | 9.4570 |
| 16 | | | | | | | |
| 17 | | | | | | | |
| 18 | 9.6175 | 9.5625 | 9.5997 | 9.5004 | 9.5446 | 9.5725 | 9.5695 |
| 19 | 9.5050 | 9.4490 | 9.4917 | 9.4050 | 9.4336 | 9.4867 | 9.4636 |
| 20 | 9.4250 | 9.3710 | 9.4172 | 9.3250 | 9.3536 | 9.4133 | 9.3857 |
| 21 | 9.3004 | 9.2455 | 9.2842 | 9.2046 | 9.2318 | 9.3142 | 9.2640 |
| 22 | 9.3579 | 9.3010 | 9.3417 | 9.2779 | 9.2964 | 9.3684 | 9.3237 |
| 23 | | | | | | | |
| 24 | | | | | | | |
| 25 | 9.3804 | 9.3235 | 9.3642 | 9.3032 | 9.3189 | 9.3908 | 9.3466 |
| 26 | 9.3579 | 9.3010 | 9.3428 | 9.2707 | 9.2907 | 9.3767 | 9.3232 |
| 27 | | | | | | | |
| 28 | | | | | | | |
| 29 | | | | | | | |
| 30 | | | | | | | |
| 31 | | | | | | | |
| Mo Avg | 9.4935 | 9.4424 | 9.4647 | 9.3845 | 9.4164 | 9.4526 | 9.4465 |

Prepared by Iowa Department of Agriculture and Land Stewardship
Agricultural Marketing Bureau, Des Moines, Iowa

IOWA DAILY CORN BASIS FOR NOVEMBER 2024

| | NW - I | NC - II | NE - III | SW - IV | SC - V | SE - VI | Basis Average |
|---------------|---------------|----------------|-----------------|----------------|---------------|----------------|--------------------------|
| 1 | -0.14 | -0.22 | -0.32 | -0.36 | -0.35 | -0.46 | -0.28 |
| 2 | | | | | | | |
| 3 | | | | | | | |
| 4 | -0.12 | -0.21 | -0.32 | -0.34 | -0.32 | -0.44 | -0.26 |
| 5 | -0.12 | -0.20 | -0.31 | -0.33 | -0.32 | -0.44 | -0.26 |
| 6 | -0.12 | -0.19 | -0.31 | -0.32 | -0.32 | -0.43 | -0.25 |
| 7 | -0.12 | -0.19 | -0.30 | -0.32 | -0.31 | -0.41 | -0.25 |
| 8 | -0.12 | -0.18 | -0.30 | -0.31 | -0.28 | -0.39 | -0.24 |
| 9 | | | | | | | |
| 10 | | | | | | | |
| 11 | | | | | | | |
| 12 | -0.12 | -0.15 | -0.27 | -0.30 | -0.27 | -0.38 | -0.22 |
| 13 | -0.11 | -0.15 | -0.27 | -0.30 | -0.27 | -0.37 | -0.22 |
| 14 | -0.11 | -0.15 | -0.26 | -0.29 | -0.25 | -0.37 | -0.21 |
| 15 | -0.11 | -0.14 | -0.26 | -0.29 | -0.25 | -0.37 | -0.21 |
| 16 | | | | | | | |
| 17 | | | | | | | |
| 18 | -0.09 | -0.14 | -0.26 | -0.29 | -0.24 | -0.36 | -0.20 |
| 19 | -0.09 | -0.14 | -0.26 | -0.28 | -0.24 | -0.35 | -0.20 |
| 20 | -0.09 | -0.14 | -0.25 | -0.28 | -0.24 | -0.35 | -0.20 |
| 21 | -0.08 | -0.12 | -0.25 | -0.28 | -0.24 | -0.32 | -0.19 |
| 22 | -0.08 | -0.12 | -0.25 | -0.28 | -0.24 | -0.32 | -0.19 |
| 23 | | | | | | | |
| 24 | | | | | | | |
| 25 | -0.11 | -0.15 | -0.24 | -0.26 | -0.25 | -0.32 | -0.20 |
| 26 | -0.09 | -0.12 | -0.24 | -0.26 | -0.23 | -0.29 | -0.18 |
| 27 | | | | | | | |
| 28 | | | | | | | |
| 29 | | | | | | | |
| 30 | | | | | | | |
| 31 | | | | | | | |
| Mo Avg | -0.11 | -0.16 | -0.27 | -0.30 | -0.27 | -0.37 | -0.22 |

Basis determined by using (DEC) contract.

Prepared by Iowa Department of Agriculture and Land Stewardship

Agricultural Marketing Bureau, Des Moines, Iowa

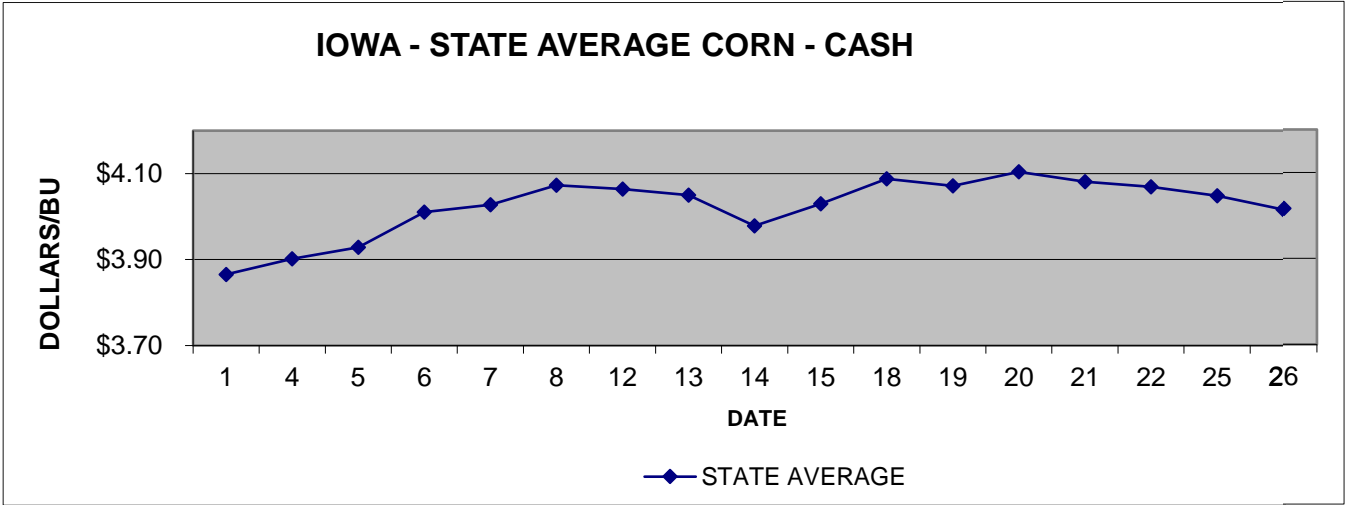
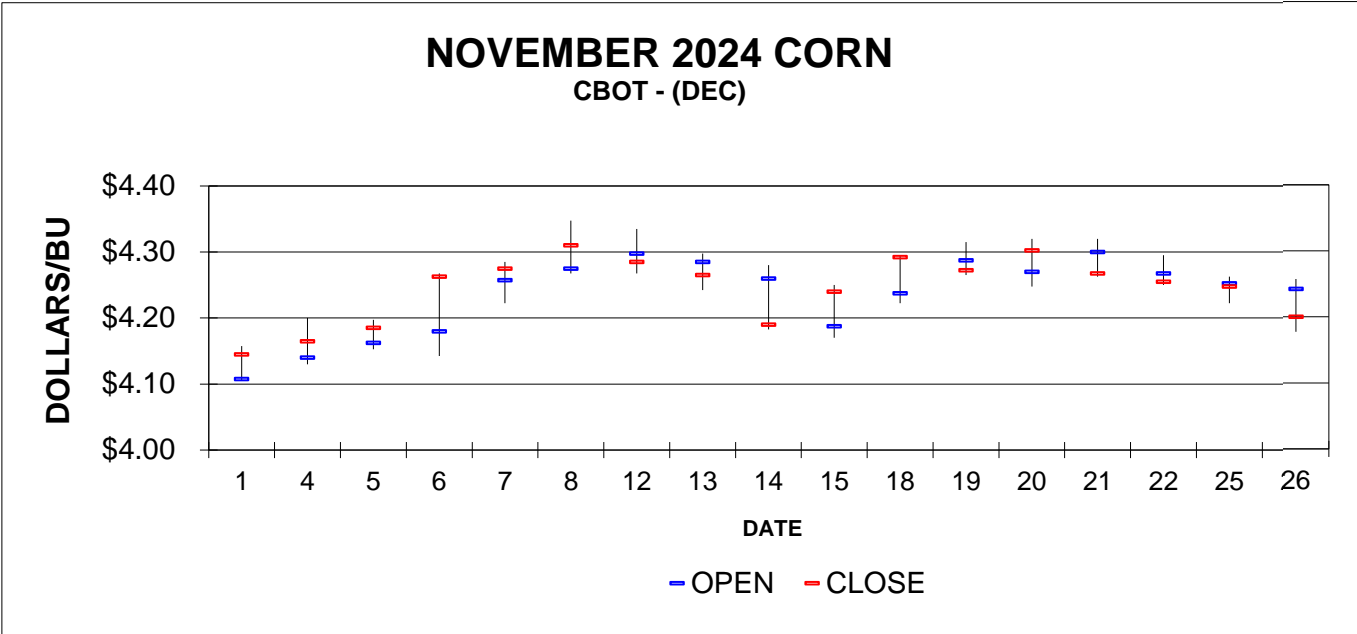
IOWA DAILY SOYBEAN BASIS FOR NOVEMBER 2024

| | NW - I | NC - II | NE - III | SW - IV | SC - V | SE - VI | Basis Average |
|---------------|---------------|----------------|-----------------|----------------|---------------|----------------|--------------------------|
| 1 | -0.52 | -0.59 | -0.62 | -0.72 | -0.66 | -0.65 | -0.61 |
| 2 | | | | | | | |
| 3 | | | | | | | |
| 4 | -0.54 | -0.59 | -0.58 | -0.67 | -0.67 | -0.64 | -0.60 |
| 5 | -0.52 | -0.57 | -0.57 | -0.66 | -0.62 | -0.59 | -0.58 |
| 6 | -0.52 | -0.57 | -0.55 | -0.64 | -0.63 | -0.59 | -0.58 |
| 7 | -0.52 | -0.57 | -0.55 | -0.62 | -0.60 | -0.58 | -0.57 |
| 8 | -0.52 | -0.57 | -0.55 | -0.62 | -0.58 | -0.60 | -0.57 |
| 9 | | | | | | | |
| 10 | | | | | | | |
| 11 | | | | | | | |
| 12 | -0.51 | -0.54 | -0.54 | -0.62 | -0.56 | -0.56 | -0.55 |
| 13 | -0.47 | -0.50 | -0.49 | -0.57 | -0.50 | -0.50 | -0.50 |
| 14 | -0.49 | -0.54 | -0.52 | -0.59 | -0.56 | -0.53 | -0.53 |
| 15 | -0.49 | -0.53 | -0.52 | -0.57 | -0.55 | -0.53 | -0.53 |
| 16 | | | | | | | |
| 17 | | | | | | | |
| 18 | -0.48 | -0.54 | -0.50 | -0.60 | -0.55 | -0.53 | -0.53 |
| 19 | -0.48 | -0.54 | -0.49 | -0.58 | -0.55 | -0.50 | -0.52 |
| 20 | -0.48 | -0.53 | -0.49 | -0.58 | -0.55 | -0.49 | -0.52 |
| 21 | -0.48 | -0.53 | -0.49 | -0.57 | -0.55 | -0.46 | -0.51 |
| 22 | -0.48 | -0.53 | -0.49 | -0.56 | -0.54 | -0.47 | -0.51 |
| 23 | | | | | | | |
| 24 | | | | | | | |
| 25 | -0.48 | -0.53 | -0.49 | -0.55 | -0.54 | -0.47 | -0.51 |
| 26 | -0.48 | -0.53 | -0.49 | -0.56 | -0.54 | -0.46 | -0.51 |
| 27 | | | | | | | |
| 28 | | | | | | | |
| 29 | | | | | | | |
| 30 | | | | | | | |
| 31 | | | | | | | |
| Mo Avg | -0.50 | -0.55 | -0.53 | -0.61 | -0.57 | -0.54 | -0.54 |

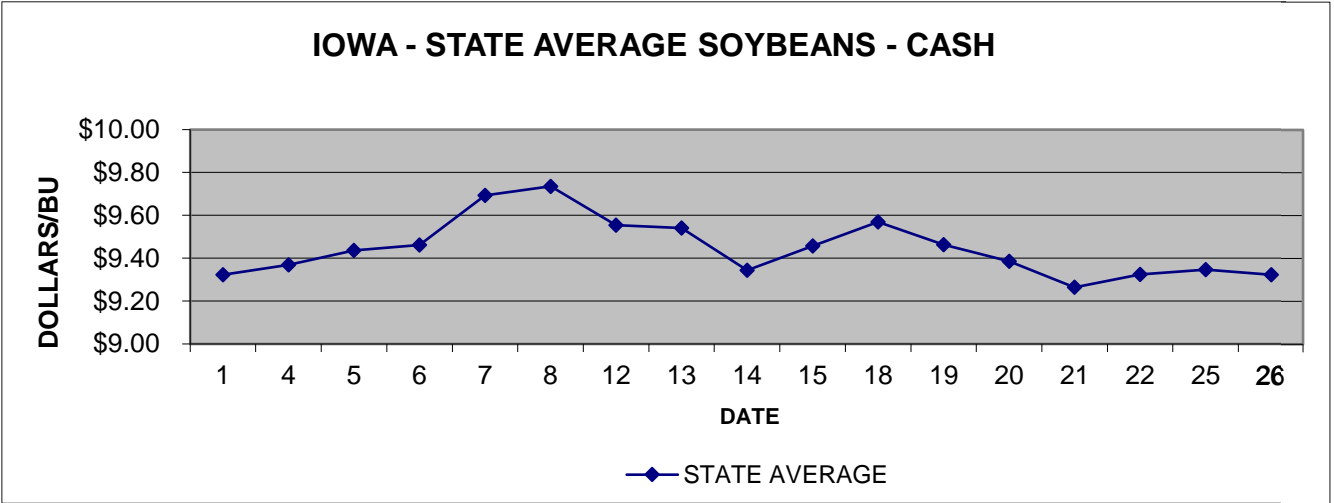
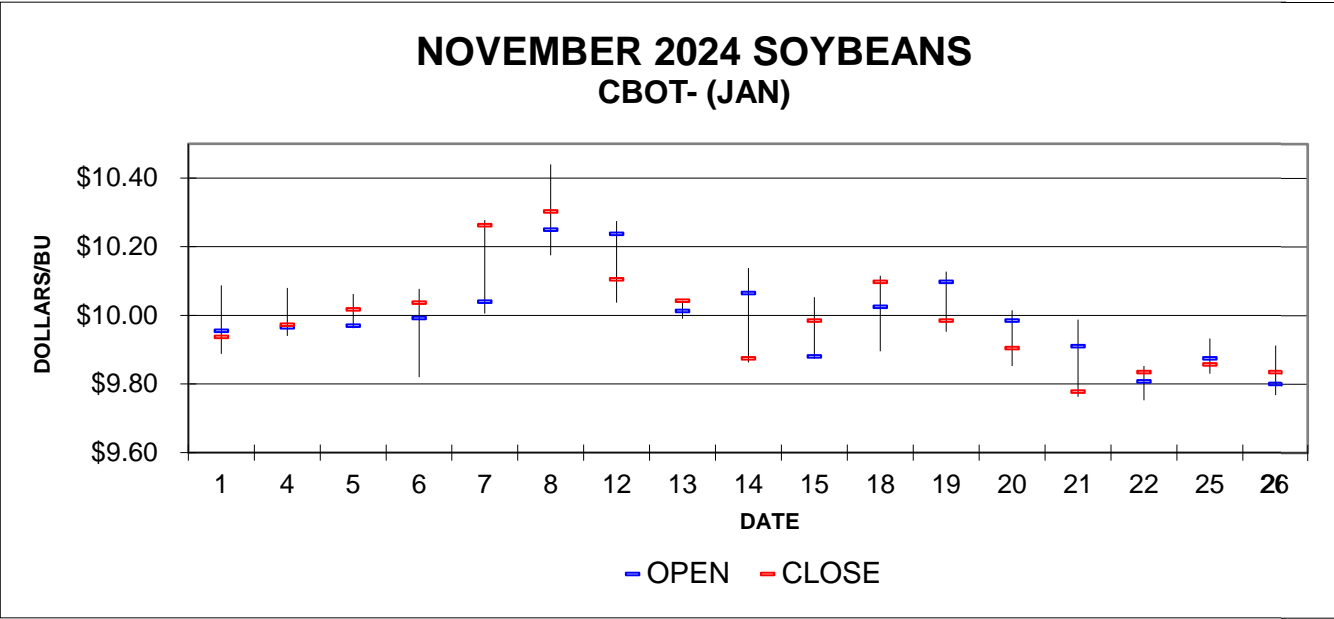
Basis determined by using (JAN) contract.

Prepared by Iowa Department of Agriculture and Land Stewardship

Agricultural Marketing Bureau, Des Moines, Iowa



Source: Iowa Department of Agriculture and Land Stewardship



Source: Iowa Department of Agriculture and Land Stewardship