

## IOWA STATE AVERAGE CORN PRICES FOR OCTOBER 2024

	NW - I	NC - II	NE - III	SW - IV	SC - V	SE - VI	State Average
<b>1</b>	4.1150	3.9800	4.0840	4.0033	3.9420	3.8133	4.0067
<b>2</b>	4.1500	4.0150	4.1190	4.0383	3.9770	3.8483	4.0417
<b>3</b>	4.0996	4.0065	3.9969	3.9354	3.9296	3.8608	3.9919
<b>4</b>	4.0661	3.9675	3.9619	3.8975	3.8975	3.8008	3.9530
<b>5</b>							
<b>6</b>							
<b>7</b>	4.0886	3.9850	3.9656	3.9100	3.9071	3.8050	3.9663
<b>8</b>	4.0332	3.9325	3.9019	3.8404	3.8532	3.7575	3.9095
<b>9</b>	4.0429	3.9340	3.8989	3.8357	3.8571	3.7617	3.9117
<b>10</b>	4.0179	3.9080	3.8661	3.8221	3.8400	3.7333	3.8867
<b>11</b>	3.9975	3.8805	3.8397	3.7946	3.8061	3.7042	3.8602
<b>12</b>							
<b>13</b>							
<b>14</b>							
<b>15</b>	3.8554	3.7325	3.6992	3.6354	3.6625	3.5658	3.7148
<b>16</b>	3.9032	3.7765	3.7308	3.6618	3.7018	3.5925	3.7528
<b>17</b>	3.9261	3.8045	3.7508	3.6661	3.6975	3.5592	3.7655
<b>18</b>	3.9061	3.7835	3.7331	3.6418	3.6746	3.5392	3.7448
<b>19</b>							
<b>20</b>							
<b>21</b>	3.9379	3.8360	3.7772	3.6750	3.7250	3.5867	3.7883
<b>22</b>	4.0236	3.9080	3.8439	3.7536	3.7936	3.6533	3.8622
<b>23</b>	4.0486	3.9420	3.8678	3.7829	3.8229	3.6850	3.8913
<b>24</b>	4.0736	3.9650	3.8928	3.8050	3.8479	3.7100	3.9153
<b>25</b>	3.9982	3.9025	3.8225	3.7482	3.7854	3.6442	3.8491
<b>26</b>							
<b>27</b>							
<b>28</b>	3.9532	3.8575	3.7764	3.7089	3.7404	3.5992	3.8046
<b>29</b>	3.9961	3.8885	3.8175	3.7718	3.7804	3.6475	3.8467
<b>30</b>	3.9736	3.8700	3.7750	3.7564	3.7579	3.6317	3.8236
<b>31</b>	3.9804	3.8765	3.7642	3.7849	3.7504	3.6325	3.8281
Mo Avg	4.0085	3.8978	3.8584	3.7941	3.8068	3.6878	3.8688

Prepared by Iowa Department of Agriculture and Land Stewardship  
 Agricultural Marketing Bureau, Des Moines, Iowa

## IOWA STATE AVERAGE BEAN PRICES FOR OCTOBER 2024

	NW - I	NC - II	NE - III	SW - IV	SC - V	SE - VI	State Average
<b>1</b>	10.0325	9.9225	9.8800	9.8325	9.8425	9.8058	9.9045
<b>2</b>	10.0200	9.9100	9.8675	9.8200	9.8300	9.7933	9.8920
<b>3</b>	9.9414	9.8880	9.7878	9.7543	9.7443	9.6883	9.8260
<b>4</b>	9.8589	9.8025	9.7164	9.6518	9.6746	9.6392	9.7467
<b>5</b>							
<b>6</b>							
<b>7</b>	9.8243	9.7600	9.6644	9.6143	9.6371	9.5517	9.7002
<b>8</b>	9.6468	9.5825	9.4892	9.4411	9.4439	9.3542	9.5194
<b>9</b>	9.6868	9.6225	9.5303	9.4811	9.4839	9.3992	9.5602
<b>10</b>	9.6289	9.5675	9.4775	9.4232	9.4361	9.3575	9.5069
<b>11</b>	9.5364	9.4750	9.3861	9.3307	9.3379	9.2750	9.4152
<b>12</b>							
<b>13</b>							
<b>14</b>							
<b>15</b>	9.3914	9.3300	9.2411	9.1900	9.1929	9.1300	9.2709
<b>16</b>	9.2814	9.2200	9.1422	9.0729	9.0829	9.0550	9.1658
<b>17</b>	9.3689	9.3125	9.2975	9.1546	9.1661	9.2442	9.2752
<b>18</b>	9.1843	9.1250	9.1256	8.9700	8.9814	9.0633	9.0919
<b>19</b>							
<b>20</b>							
<b>21</b>	9.2871	9.2440	9.2456	9.0686	9.0986	9.1733	9.2029
<b>22</b>	9.4089	9.3515	9.3553	9.1761	9.2061	9.3042	9.3170
<b>23</b>	9.4664	9.4130	9.4128	9.2393	9.2650	9.3650	9.3770
<b>24</b>	9.4539	9.4005	9.4003	9.2382	9.2525	9.3492	9.3658
<b>25</b>	9.3661	9.3155	9.3164	9.1632	9.1775	9.2575	9.2819
<b>26</b>							
<b>27</b>							
<b>28</b>	9.2286	9.1830	9.1789	9.0314	9.0400	9.1200	9.1466
<b>29</b>	9.1582	9.1033	9.1114	8.8946	8.9925	9.0525	9.0668
<b>30</b>	9.2579	9.2310	9.2328	9.1075	9.0889	9.1600	9.1945
<b>31</b>	9.3693	9.3150	9.2950	9.1836	9.1807	9.2133	9.2775
Mo Avg	9.5181	9.4579	9.4161	9.3109	9.3252	9.3342	9.4139

Prepared by Iowa Department of Agriculture and Land Stewardship  
 Agricultural Marketing Bureau, Des Moines, Iowa

## IOWA DAILY CORN BASIS FOR OCTOBER 2024

	<b>Basis</b>						
	<b>NW - I</b>	<b>NC - II</b>	<b>NE - III</b>	<b>SW - IV</b>	<b>SC - V</b>	<b>SE - VI</b>	<b>Average</b>
<b>1</b>	-0.18	-0.31	-0.21	-0.29	-0.35	-0.48	-0.28
<b>2</b>	-0.18	-0.31	-0.21	-0.29	-0.35	-0.48	-0.28
<b>3</b>	-0.18	-0.27	-0.28	-0.34	-0.35	-0.42	-0.29
<b>4</b>	-0.18	-0.28	-0.29	-0.35	-0.35	-0.45	-0.29
<b>5</b>							
<b>6</b>							
<b>7</b>	-0.17	-0.28	-0.29	-0.35	-0.35	-0.46	-0.29
<b>8</b>	-0.17	-0.27	-0.31	-0.37	-0.35	-0.45	-0.30
<b>9</b>	-0.17	-0.28	-0.31	-0.37	-0.35	-0.45	-0.30
<b>10</b>	-0.17	-0.28	-0.32	-0.36	-0.35	-0.45	-0.30
<b>11</b>	-0.16	-0.28	-0.32	-0.36	-0.35	-0.45	-0.30
<b>12</b>							
<b>13</b>							
<b>14</b>							
<b>15</b>	-0.16	-0.28	-0.31	-0.38	-0.35	-0.45	-0.30
<b>16</b>	-0.14	-0.27	-0.32	-0.39	-0.35	-0.46	-0.29
<b>17</b>	-0.14	-0.26	-0.32	-0.40	-0.37	-0.51	-0.30
<b>18</b>	-0.14	-0.26	-0.31	-0.41	-0.37	-0.51	-0.30
<b>19</b>							
<b>20</b>							
<b>21</b>	-0.16	-0.26	-0.32	-0.42	-0.37	-0.51	-0.31
<b>22</b>	-0.14	-0.26	-0.32	-0.41	-0.37	-0.51	-0.30
<b>23</b>	-0.14	-0.25	-0.32	-0.41	-0.37	-0.51	-0.30
<b>24</b>	-0.14	-0.25	-0.32	-0.41	-0.37	-0.51	-0.30
<b>25</b>	-0.15	-0.25	-0.33	-0.40	-0.37	-0.51	-0.30
<b>26</b>							
<b>27</b>							
<b>28</b>	-0.15	-0.25	-0.33	-0.40	-0.37	-0.51	-0.30
<b>29</b>	-0.14	-0.25	-0.32	-0.37	-0.36	-0.49	-0.29
<b>30</b>	-0.14	-0.25	-0.34	-0.36	-0.36	-0.48	-0.29
<b>31</b>	-0.12	-0.22	-0.34	-0.32	-0.35	-0.47	-0.27
<b>Mo Avg</b>	-0.16	-0.27	-0.31	-0.37	-0.36	-0.48	-0.30

Basis determined by using (DEC) contract.

Prepared by Iowa Department of Agriculture and Land Stewardship

Agricultural Marketing Bureau, Des Moines, Iowa

## IOWA DAILY SOYBEAN BASIS FOR OCTOBER 2024

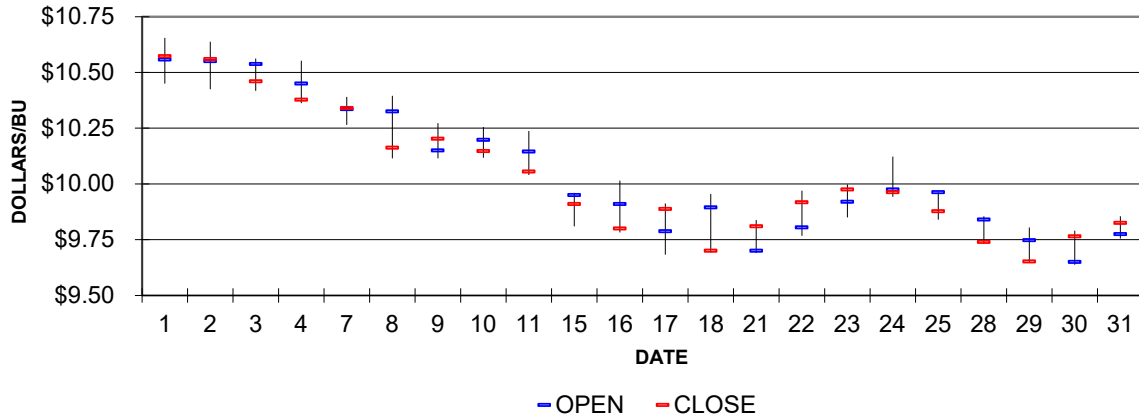
	<b>Basis</b>						
	<b>NW - I</b>	<b>NC - II</b>	<b>NE - III</b>	<b>SW - IV</b>	<b>SC - V</b>	<b>SE - VI</b>	<b>Average</b>
<b>1</b>	-0.54	-0.65	-0.69	-0.74	-0.73	-0.77	-0.67
<b>2</b>	-0.54	-0.65	-0.69	-0.74	-0.73	-0.77	-0.67
<b>3</b>	-0.52	-0.57	-0.67	-0.71	-0.72	-0.77	-0.63
<b>4</b>	-0.52	-0.57	-0.66	-0.73	-0.70	-0.74	-0.63
<b>5</b>							
<b>6</b>							
<b>7</b>	-0.52	-0.58	-0.68	-0.73	-0.70	-0.79	-0.64
<b>8</b>	-0.52	-0.58	-0.67	-0.72	-0.72	-0.81	-0.64
<b>9</b>	-0.52	-0.58	-0.67	-0.72	-0.72	-0.80	-0.64
<b>10</b>	-0.52	-0.58	-0.67	-0.72	-0.71	-0.79	-0.64
<b>11</b>	-0.52	-0.58	-0.67	-0.72	-0.72	-0.78	-0.64
<b>12</b>							
<b>13</b>							
<b>14</b>							
<b>15</b>	-0.52	-0.58	-0.67	-0.72	-0.72	-0.78	-0.64
<b>16</b>	-0.52	-0.58	-0.66	-0.73	-0.72	-0.75	-0.63
<b>17</b>	-0.52	-0.57	-0.59	-0.73	-0.72	-0.64	-0.61
<b>18</b>	-0.52	-0.57	-0.57	-0.73	-0.72	-0.64	-0.61
<b>19</b>							
<b>20</b>							
<b>21</b>	-0.52	-0.57	-0.56	-0.74	-0.71	-0.64	-0.61
<b>22</b>	-0.51	-0.57	-0.56	-0.74	-0.71	-0.61	-0.60
<b>23</b>	-0.51	-0.56	-0.56	-0.74	-0.71	-0.61	-0.60
<b>24</b>	-0.51	-0.56	-0.56	-0.72	-0.71	-0.61	-0.60
<b>25</b>	-0.51	-0.56	-0.56	-0.71	-0.70	-0.62	-0.60
<b>26</b>							
<b>27</b>							
<b>28</b>	-0.51	-0.56	-0.56	-0.71	-0.70	-0.62	-0.59
<b>29</b>	-0.49	-0.55	-0.54	-0.76	-0.66	-0.60	-0.59
<b>30</b>	-0.51	-0.53	-0.53	-0.66	-0.68	-0.61	-0.57
<b>31</b>	-0.46	-0.51	-0.53	-0.64	-0.64	-0.61	-0.55
<b>Mo Avg</b>	-0.51	-0.57	-0.62	-0.72	-0.71	-0.70	-0.62

Basis determined by using (NOV) contract.

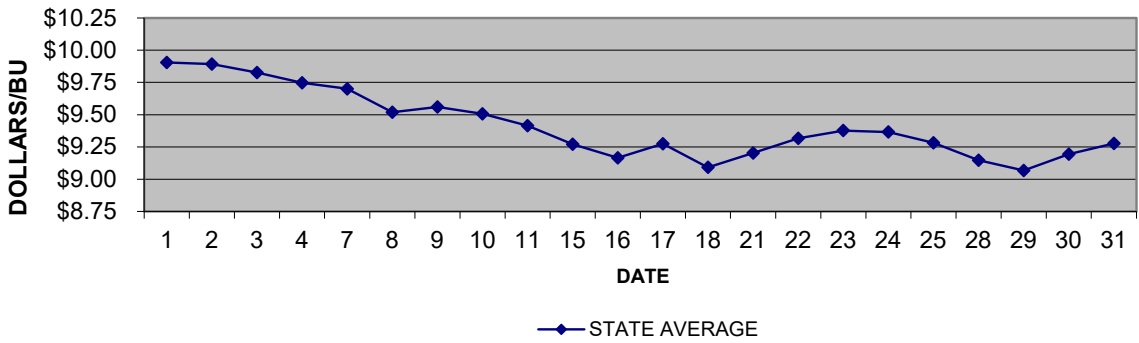
Prepared by Iowa Department of Agriculture and Land Stewardship

Agricultural Marketing Bureau, Des Moines, Iowa

### OCTOBER 2024 SOYBEANS CBOT- (NOV)

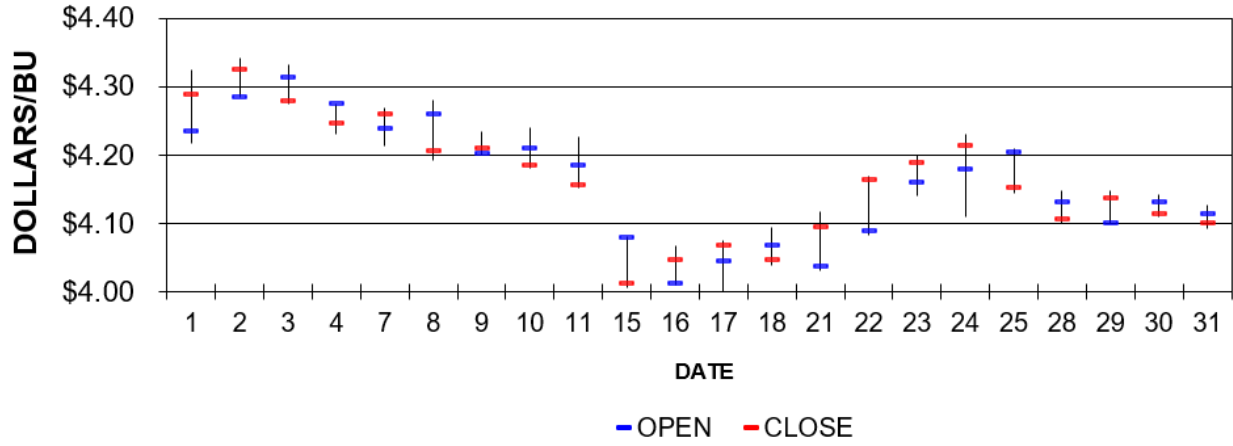


### IOWA - STATE AVERAGE SOYBEANS - CASH

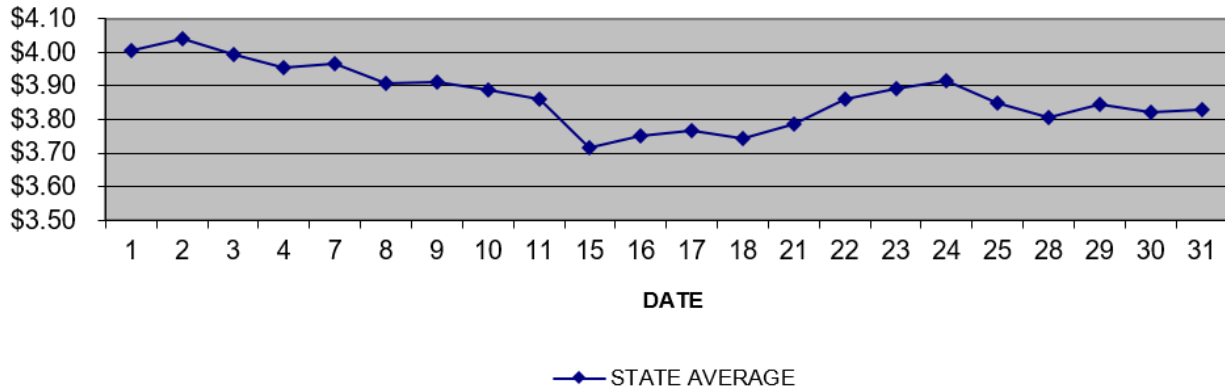


Source: Iowa Department of Agriculture and Land Stewardship

## OCTOBER 2024 CORN CBOT - (DEC)



## IOWA - STATE AVERAGE CORN - CASH



Source: Iowa Department of Agriculture and Land Stewardship