

## IOWA STATE AVERAGE CORN PRICES FOR JANUARY 2025

	NW - I	NC - II	NE - III	SW - IV	SC - V	SE - VI	State Average
<b>1</b>							
<b>2</b>	4.4364	4.3660	4.3139	4.3093	4.2964	4.1583	4.3344
<b>3</b>	4.3318	4.2805	4.2297	4.2218	4.2104	4.0608	4.2434
<b>4</b>							
<b>5</b>							
<b>6</b>	4.4032	4.3535	4.2986	4.2946	4.2789	4.1308	4.3146
<b>7</b>	4.4057	4.3560	4.3022	4.2914	4.2871	4.1300	4.3167
<b>8</b>	4.3629	4.3110	4.2567	4.2500	4.2429	4.0900	4.3200
<b>9</b>	4.3829	4.3320	4.2767	4.2729	4.2586	4.1067	4.2931
<b>10</b>	4.4493	4.4210	4.3750	4.3764	4.3564	4.2367	4.3863
<b>11</b>							
<b>12</b>							
<b>13</b>	4.5021	4.4630	4.4194	4.4250	4.3936	4.2817	4.4318
<b>14</b>	4.4807	4.4410	4.3994	4.4036	4.3736	4.2450	4.4088
<b>15</b>	4.5175	4.4835	4.4419	4.4289	4.3946	4.2742	4.4446
<b>16</b>	4.4750	4.4410	4.3994	4.3864	4.3521	4.2317	4.4021
<b>17</b>	4.5625	4.5305	4.4769	4.4811	4.4539	4.3292	4.4917
<b>18</b>							
<b>19</b>							
<b>20</b>							
<b>21</b>	4.6043	4.5750	4.5478	4.5329	4.5100	4.3867	4.5436
<b>22</b>	4.5496	4.5095	4.4858	4.4754	4.4525	4.3808	4.4897
<b>23</b>	4.6089	4.5595	4.5508	4.5275	4.5018	4.4225	4.5435
<b>24</b>	4.5764	4.5350	4.5183	4.4907	4.4764	4.3967	4.5141
<b>25</b>							
<b>26</b>							
<b>27</b>	4.5329	4.4920	4.4711	4.4457	4.4357	4.3383	4.4684
<b>28</b>	4.5654	4.5255	4.5036	4.4782	4.4754	4.3708	4.5018
<b>29</b>	4.6800	4.6410	4.6111	4.5886	4.5871	4.4900	4.6152
<b>30</b>	4.6154	4.5725	4.5603	4.5211	4.5154	4.4208	4.5504
<b>31</b>	4.5329	4.4910	4.4778	4.4457	4.4329	4.3383	4.4691
Mo Avg	4.5036	4.4610	4.4246	4.4118	4.3946	4.2771	4.4325

Prepared by Iowa Department of Agriculture and Land Stewardship  
Agricultural Marketing Bureau, Des Moines, Iowa

## IOWA STATE AVERAGE BEAN PRICES FOR JANUARY 2025

	NW - I	NC - II	NE - III	SW - IV	SC - V	SE - VI	State Average
<b>1</b>							
<b>2</b>	9.5386	9.5135	9.5078	9.5993	9.5243	9.4517	9.5245
<b>3</b>	9.3461	9.3095	9.3311	9.3361	9.2921	9.2258	9.3118
<b>4</b>							
<b>5</b>							
<b>6</b>	9.4075	9.3865	9.4072	9.4261	9.3829	9.3275	9.3918
<b>7</b>	9.4096	9.3755	9.4025	9.3854	9.3554	9.3358	9.3808
<b>8</b>	9.3821	9.3490	9.3572	9.3664	9.3364	9.3033	9.3800
<b>9</b>	9.4271	9.3990	9.4025	9.4314	9.4229	9.3775	9.4103
<b>10</b>	9.6582	9.6095	9.6217	9.6296	9.5882	9.5883	9.6200
<b>11</b>							
<b>12</b>							
<b>13</b>	9.9357	9.8990	9.8917	9.9443	9.9471	9.8883	9.9167
<b>14</b>	9.8464	9.8070	9.8389	9.8393	9.8150	9.8467	9.8308
<b>15</b>	9.7989	9.7535	9.7697	9.7889	9.7604	9.7500	9.7713
<b>16</b>	9.5614	9.5190	9.5356	9.5529	9.5286	9.5460	9.5402
<b>17</b>	9.7114	9.6640	9.6867	9.7029	9.6714	9.6900	9.6875
<b>18</b>							
<b>19</b>							
<b>20</b>							
<b>21</b>	10.0396	9.9935	10.0169	10.0325	9.9896	9.9708	10.0093
<b>22</b>	9.9129	9.8680	9.8889	9.9043	9.8800	9.8683	9.8875
<b>23</b>	10.0050	9.9590	9.9828	10.0050	9.9679	9.9750	9.9823
<b>24</b>	9.9175	9.8675	9.8853	9.9075	9.8689	9.8758	9.8882
<b>25</b>							
<b>26</b>							
<b>27</b>	9.8100	9.7620	9.7733	9.8014	9.7629	9.7667	9.7808
<b>28</b>	9.8100	9.7620	9.7733	9.8014	9.7629	9.7617	9.7802
<b>29</b>	9.9650	9.9160	9.9272	9.9536	9.9036	9.9083	9.9318
<b>30</b>	9.8000	9.7510	9.7622	9.7829	9.7386	9.7383	9.7653
<b>31</b>	9.7800	9.7320	9.7411	9.7629	9.7157	9.6983	9.7425
Mo Avg	9.7173	9.6760	9.6906	9.7121	9.6769	9.6616	9.6921

Prepared by Iowa Department of Agriculture and Land Stewardship  
Agricultural Marketing Bureau, Des Moines, Iowa

## IOWA DAILY CORN BASIS FOR JANUARY 2025

	NW - I	NC - II	NE - III	SW - IV	SC - V	SE - VI	Basis Average
<b>1</b>							
<b>2</b>	-0.16	-0.23	-0.28	-0.29	-0.30	-0.44	-0.26
<b>3</b>	-0.18	-0.23	-0.28	-0.29	-0.30	-0.45	-0.26
<b>4</b>							
<b>5</b>							
<b>6</b>	-0.17	-0.22	-0.28	-0.28	-0.30	-0.45	-0.26
<b>7</b>	-0.17	-0.22	-0.28	-0.29	-0.29	-0.45	-0.26
<b>8</b>	-0.18	-0.23	-0.28	-0.29	-0.30	-0.45	-0.22
<b>9</b>	-0.18	-0.23	-0.28	-0.29	-0.30	-0.45	-0.27
<b>10</b>	-0.26	-0.28	-0.33	-0.33	-0.35	-0.47	-0.32
<b>11</b>							
<b>12</b>							
<b>13</b>	-0.26	-0.30	-0.35	-0.34	-0.37	-0.48	-0.33
<b>14</b>	-0.26	-0.30	-0.35	-0.34	-0.37	-0.50	-0.34
<b>15</b>	-0.27	-0.30	-0.35	-0.36	-0.39	-0.51	-0.34
<b>16</b>	-0.27	-0.30	-0.35	-0.36	-0.39	-0.51	-0.34
<b>17</b>	-0.28	-0.31	-0.37	-0.36	-0.39	-0.51	-0.35
<b>18</b>							
<b>19</b>							
<b>20</b>							
<b>21</b>	-0.30	-0.33	-0.35	-0.37	-0.39	-0.51	-0.36
<b>22</b>	-0.29	-0.33	-0.36	-0.37	-0.39	-0.46	-0.35
<b>23</b>	-0.29	-0.34	-0.35	-0.37	-0.40	-0.48	-0.35
<b>24</b>	-0.29	-0.33	-0.35	-0.37	-0.39	-0.47	-0.35
<b>25</b>							
<b>26</b>							
<b>27</b>	-0.29	-0.33	-0.35	-0.37	-0.38	-0.48	-0.35
<b>28</b>	-0.29	-0.33	-0.35	-0.37	-0.38	-0.48	-0.35
<b>29</b>	-0.29	-0.33	-0.36	-0.38	-0.38	-0.48	-0.35
<b>30</b>	-0.29	-0.33	-0.34	-0.38	-0.39	-0.48	-0.35
<b>31</b>	-0.29	-0.33	-0.34	-0.37	-0.39	-0.48	-0.35
Mo Avg	-0.25	-0.29	-0.33	-0.34	-0.36	-0.48	-0.32

Basis determined by using (MAR) contract.

Prepared by Iowa Department of Agriculture and Land Stewardship

Agricultural Marketing Bureau, Des Moines, Iowa

## IOWA DAILY SOYBEAN BASIS FOR JANUARY 2025

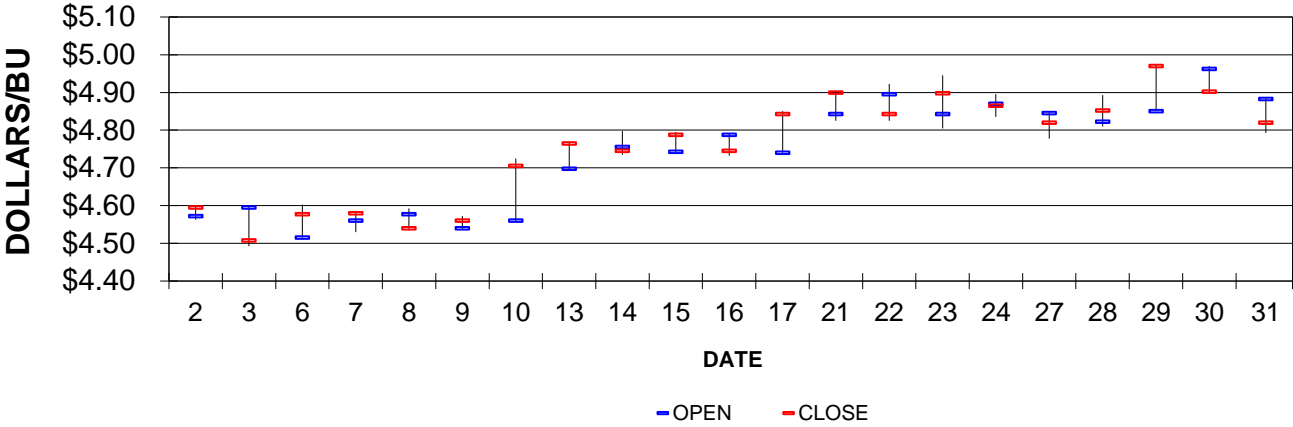
	NW - I	NC - II	NE - III	SW - IV	SC - V	SE - VI	Basis Average
<b>1</b>							
<b>2</b>	-0.46	-0.48	-0.49	-0.40	-0.47	-0.54	-0.47
<b>3</b>	-0.57	-0.61	-0.59	-0.58	-0.63	-0.69	-0.61
<b>4</b>							
<b>5</b>							
<b>6</b>	-0.52	-0.54	-0.52	-0.50	-0.54	-0.60	-0.53
<b>7</b>	-0.56	-0.60	-0.57	-0.59	-0.62	-0.64	-0.59
<b>8</b>	-0.56	-0.60	-0.59	-0.58	-0.61	-0.64	-0.57
<b>9</b>	-0.50	-0.52	-0.52	-0.49	-0.50	-0.55	-0.51
<b>10</b>	-0.59	-0.64	-0.63	-0.62	-0.66	-0.66	-0.63
<b>11</b>							
<b>12</b>							
<b>13</b>	-0.59	-0.63	-0.64	-0.59	-0.58	-0.64	-0.61
<b>14</b>	-0.63	-0.67	-0.64	-0.64	-0.66	-0.63	-0.64
<b>15</b>	-0.63	-0.67	-0.66	-0.64	-0.67	-0.68	-0.66
<b>16</b>	-0.63	-0.67	-0.65	-0.64	-0.66	-0.64	-0.65
<b>17</b>	-0.63	-0.68	-0.65	-0.64	-0.67	-0.65	-0.65
<b>18</b>							
<b>19</b>							
<b>20</b>							
<b>21</b>	-0.63	-0.68	-0.66	-0.64	-0.68	-0.70	-0.66
<b>22</b>	-0.65	-0.69	-0.67	-0.66	-0.68	-0.69	-0.67
<b>23</b>	-0.65	-0.70	-0.67	-0.65	-0.69	-0.68	-0.67
<b>24</b>	-0.64	-0.69	-0.67	-0.65	-0.69	-0.68	-0.67
<b>25</b>							
<b>26</b>							
<b>27</b>	-0.64	-0.69	-0.68	-0.65	-0.69	-0.68	-0.67
<b>28</b>	-0.64	-0.69	-0.68	-0.65	-0.69	-0.69	-0.67
<b>29</b>	-0.64	-0.69	-0.68	-0.65	-0.70	-0.70	-0.67
<b>30</b>	-0.64	-0.69	-0.68	-0.66	-0.70	-0.70	-0.67
<b>31</b>	-0.64	-0.69	-0.68	-0.66	-0.70	-0.72	-0.68
Mo Avg	-0.60	-0.64	-0.63	-0.61	-0.64	-0.66	-0.63

Basis determined by using (MAR) contract.

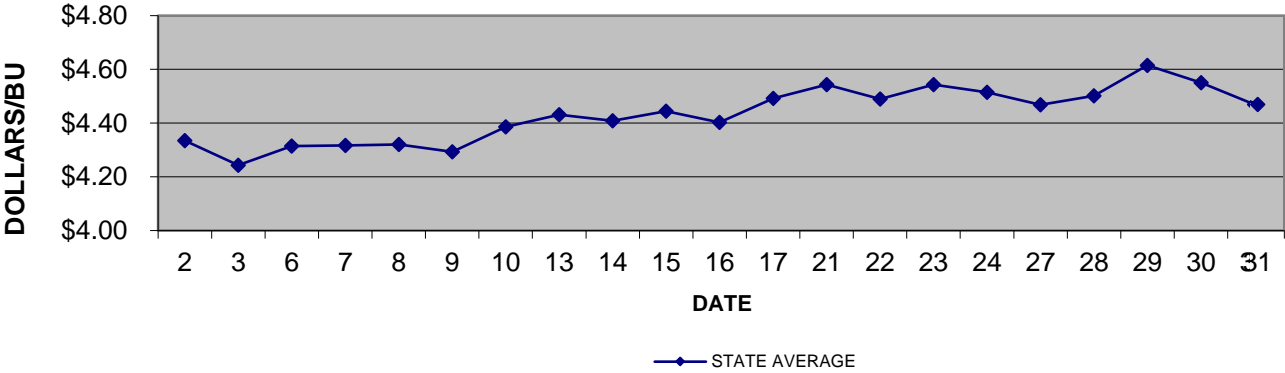
Prepared by Iowa Department of Agriculture and Land Stewardship

Agricultural Marketing Bureau, Des Moines, Iowa

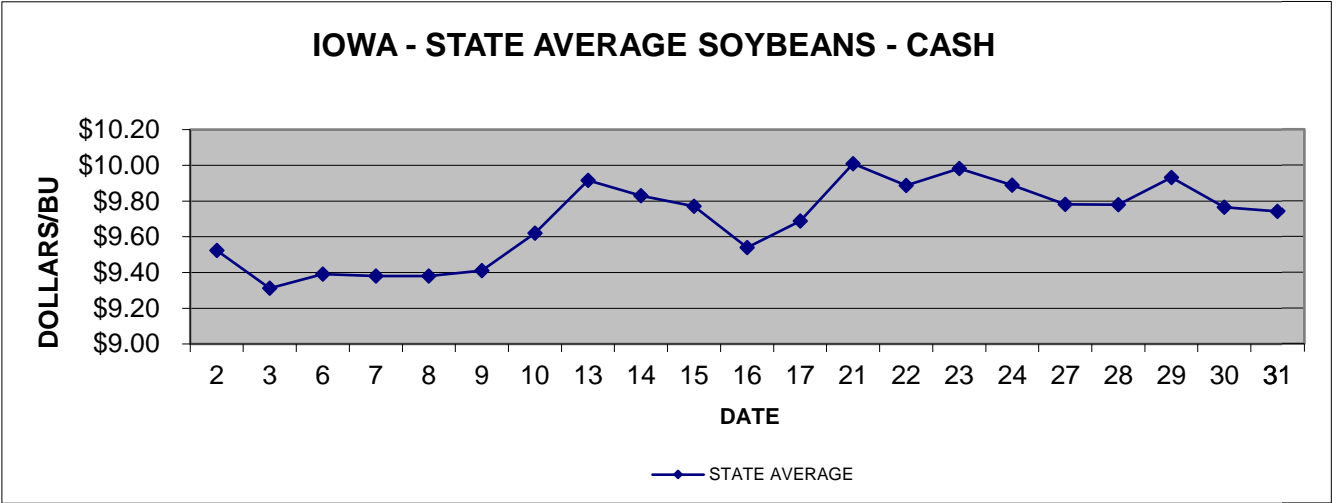
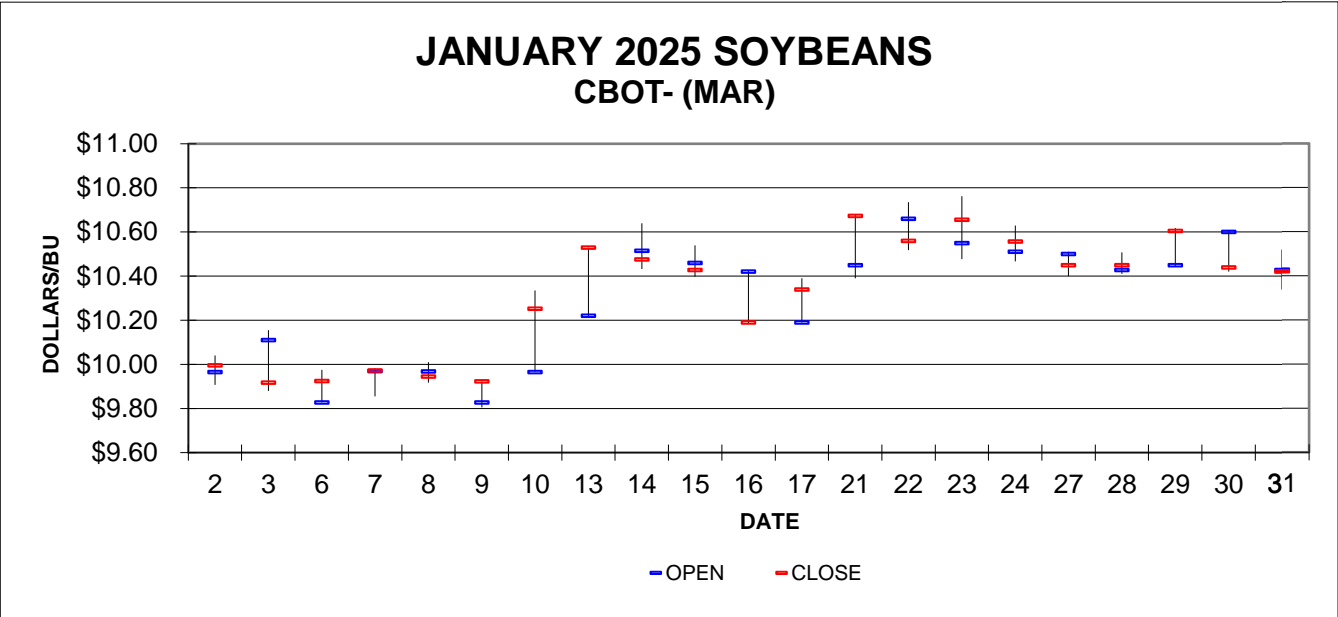
### JANUARY 2025 CORN CBOT - (MAR)



### IOWA - STATE AVERAGE CORN - CASH



Source: Iowa Department of Agriculture and Land Stewardship



Source: Iowa Department of Agriculture and Land Stewardship