

## Iowa State Average Corn Prices for February 2025

	NW - I	NC - II	NE - III	SW - IV	SC - V	SE - VI	State Average
<b>2</b>	3.9446	3.9355	3.9853	3.9389	3.9804	3.8675	3.9426
<b>3</b>	3.9750	3.9650	4.0150	3.9836	4.0079	3.8867	3.9726
<b>4</b>	3.9850	3.9750	4.0194	3.9936	4.0193	3.8967	3.9818
<b>5</b>	4.0343	4.0240	4.0744	4.0457	4.0743	3.9517	4.0334
<b>6</b>	3.9896	3.9755	4.0292	4.0025	4.0268	3.9042	3.9870
<b>9</b>	3.9746	3.9655	4.0175	3.9889	4.0118	3.8875	3.9741
<b>10</b>	3.9761	3.9695	4.0186	3.9932	4.0118	3.8842	3.9760
<b>11</b>	3.9621	3.9550	4.0061	3.9764	3.9993	3.8700	3.9619
<b>12</b>	3.9996	3.9905	4.0447	4.0139	4.0368	3.9008	3.9982
<b>13</b>	4.0046	3.9975	4.0508	4.0175	4.0418	3.9580	4.0097
<b>17</b>	3.9496	3.9435	3.9981	3.9625	3.9868	3.8292	3.9471
<b>18</b>	3.9557	3.9510	3.9978	3.9686	3.9943	3.8650	3.9560
<b>19</b>	3.9432	3.9385	3.9864	3.9561	3.9818	3.8575	3.9443
<b>20</b>	3.9607	3.9560	4.0083	3.9736	4.0021	3.8817	3.9636
<b>23</b>	3.9607	3.9570	4.0083	3.9821	4.0021	3.8833	3.9650
<b>24</b>	3.9711	3.9608	4.0047	3.9871	4.0046	3.8921	3.9694
<b>25</b>	4.0214	4.0035	4.0394	4.0264	4.0350	3.9242	4.0096
<b>26</b>	4.0404	4.0365	4.0736	4.0500	4.0625	3.9533	4.0381
<b>27</b>	4.0907	4.0835	4.1264	4.1154	4.1196	4.0013	4.0897
<b>Monthly Average</b>	3.9863	3.9781	4.0265	3.9987	4.0210	3.8997	3.9853

Prepared by Iowa Department of Agriculture and Land Stewardship  
Agricultural Diversification & Market Development Bureau, Des Moines, Iowa

## Iowa State Average Bean Prices for February 2025

	NW - I	NC - II	NE - III	SW - IV	SC - V	SE - VI	State Average
<b>2</b>	9.8839	9.8965	10.1092	9.9068	9.9296	9.9458	9.9323
<b>3</b>	9.9389	9.9555	10.0364	9.9646	9.9775	10.0142	9.9735
<b>4</b>	10.1996	10.2135	10.2436	10.2296	10.2354	10.2708	10.2261
<b>5</b>	10.3868	10.4005	10.4381	10.4125	10.3996	10.4542	10.4107
<b>6</b>	10.4139	10.4185	10.4492	10.4425	10.4296	10.4758	10.4326
<b>9</b>	10.3618	10.3725	10.3997	10.3818	10.3418	10.4142	10.3768
<b>10</b>	10.4793	10.4800	10.5194	10.4993	10.4664	10.5300	10.4919
<b>11</b>	10.4943	10.4950	10.5289	10.5186	10.4814	10.5450	10.5066
<b>12</b>	10.6268	10.6285	10.6592	10.6454	10.6211	10.6775	10.6394
<b>13</b>	10.5843	10.5940	10.6111	10.5986	10.5643	10.6233	10.5952
<b>17</b>	10.5943	10.6040	10.6222	10.6086	10.5743	10.6350	10.6056
<b>18</b>	10.5893	10.6170	10.6172	10.6079	10.5693	10.6300	10.6070
<b>19</b>	10.6671	10.6900	10.6911	10.6857	10.6443	10.6967	10.6810
<b>20</b>	10.6321	10.6550	10.6617	10.6507	10.6093	10.6617	10.6467
<b>23</b>	10.6082	10.6225	10.6303	10.6225	10.5768	10.6292	10.6165
<b>24</b>	10.6629	10.6830	10.6881	10.6761	10.6293	10.6913	10.6741
<b>25</b>	10.7736	10.7800	10.7778	10.7896	10.6968	10.7838	10.7708
<b>26</b>	10.7696	10.7808	10.8089	10.7900	10.7089	10.7833	10.7756
<b>27</b>	10.8518	10.8630	10.8908	10.8711	10.8196	10.8700	10.8613
<b>Monthly Average</b>	10.5010	10.5131	10.5465	10.5212	10.4882	10.5438	10.5170

Prepared by Iowa Department of Agriculture and Land Stewardship  
Agricultural Diversification & Market Development Bureau, Des Moines, Iowa

## Iowa Daily Corn Basis for February 2025

	<b>NW - I</b>	<b>NC - II</b>	<b>NE - III</b>	<b>SW - IV</b>	<b>SC - V</b>	<b>SE - VI</b>	<b>Basis Average</b>
<b>2</b>	-0.31	-0.32	-0.27	-0.32	-0.28	-0.39	-0.31
<b>3</b>	-0.31	-0.32	-0.27	-0.30	-0.28	-0.40	-0.31
<b>4</b>	-0.31	-0.32	-0.28	-0.30	-0.28	-0.40	-0.31
<b>5</b>	-0.32	-0.33	-0.28	-0.30	-0.28	-0.40	-0.32
<b>6</b>	-0.31	-0.33	-0.27	-0.30	-0.28	-0.40	-0.32
<b>9</b>	-0.31	-0.32	-0.27	-0.30	-0.28	-0.40	-0.31
<b>10</b>	-0.31	-0.32	-0.27	-0.29	-0.28	-0.40	-0.31
<b>11</b>	-0.31	-0.32	-0.27	-0.30	-0.28	-0.41	-0.31
<b>12</b>	-0.31	-0.32	-0.27	-0.30	-0.28	-0.41	-0.31
<b>13</b>	-0.31	-0.32	-0.27	-0.30	-0.28	-0.36	-0.31
<b>17</b>	-0.31	-0.32	-0.26	-0.30	-0.28	-0.43	-0.32
<b>18</b>	-0.31	-0.32	-0.27	-0.30	-0.28	-0.40	-0.31
<b>19</b>	-0.31	-0.32	-0.27	-0.30	-0.28	-0.40	-0.31
<b>20</b>	-0.31	-0.32	-0.27	-0.30	-0.27	-0.39	-0.31
<b>23</b>	-0.31	-0.32	-0.27	-0.29	-0.27	-0.39	-0.31
<b>24</b>	-0.31	-0.32	-0.27	-0.29	-0.27	-0.39	-0.31
<b>25</b>	-0.28	-0.30	-0.27	-0.28	-0.27	-0.38	-0.30
<b>26</b>	-0.29	-0.30	-0.26	-0.28	-0.27	-0.38	-0.29
<b>27</b>	-0.39	-0.40	-0.36	-0.37	-0.37	-0.48	-0.40
<b>Monthly Average</b>	-0.31	-0.32	-0.27	-0.30	-0.28	-0.40	-0.32

Basis determined by using March contract.

Prepared by Iowa Department of Agriculture and Land Stewardship

Agricultural Diversification & Market Development Bureau, Des Moines, Iowa

## Iowa Daily Soybean Basis for February 2025

	NW - I	NC - II	NE - III	SW - IV	SC - V	SE - VI	Basis Average
<b>2</b>	-0.72	-0.71	-0.49	-0.70	-0.67	-0.66	-0.67
<b>3</b>	-0.72	-0.70	-0.62	-0.69	-0.68	-0.64	-0.68
<b>4</b>	-0.72	-0.71	-0.68	-0.69	-0.69	-0.65	-0.70
<b>5</b>	-0.74	-0.72	-0.68	-0.71	-0.72	-0.67	-0.71
<b>6</b>	-0.74	-0.73	-0.70	-0.71	-0.72	-0.68	-0.72
<b>9</b>	-0.75	-0.73	-0.71	-0.73	-0.77	-0.69	-0.73
<b>10</b>	-0.75	-0.74	-0.71	-0.73	-0.76	-0.70	-0.73
<b>11</b>	-0.75	-0.75	-0.71	-0.72	-0.76	-0.70	-0.73
<b>12</b>	-0.75	-0.74	-0.71	-0.73	-0.75	-0.70	-0.73
<b>13</b>	-0.75	-0.74	-0.72	-0.73	-0.77	-0.71	-0.73
<b>17</b>	-0.75	-0.74	-0.72	-0.73	-0.77	-0.71	-0.73
<b>18</b>	-0.75	-0.72	-0.72	-0.73	-0.77	-0.71	-0.73
<b>19</b>	-0.74	-0.72	-0.72	-0.72	-0.77	-0.71	-0.73
<b>20</b>	-0.74	-0.72	-0.71	-0.72	-0.77	-0.71	-0.73
<b>23</b>	-0.73	-0.72	-0.71	-0.72	-0.77	-0.71	-0.73
<b>24</b>	-0.73	-0.71	-0.71	-0.72	-0.77	-0.70	-0.72
<b>25</b>	-0.71	-0.70	-0.70	-0.69	-0.79	-0.70	-0.71
<b>26</b>	-0.71	-0.70	-0.67	-0.69	-0.77	-0.69	-0.70
<b>27</b>	-0.86	-0.84	-0.82	-0.84	-0.89	-0.84	-0.85
<b>Monthly Average</b>	-0.74	-0.73	-0.70	-0.72	-0.75	-0.70	-0.72

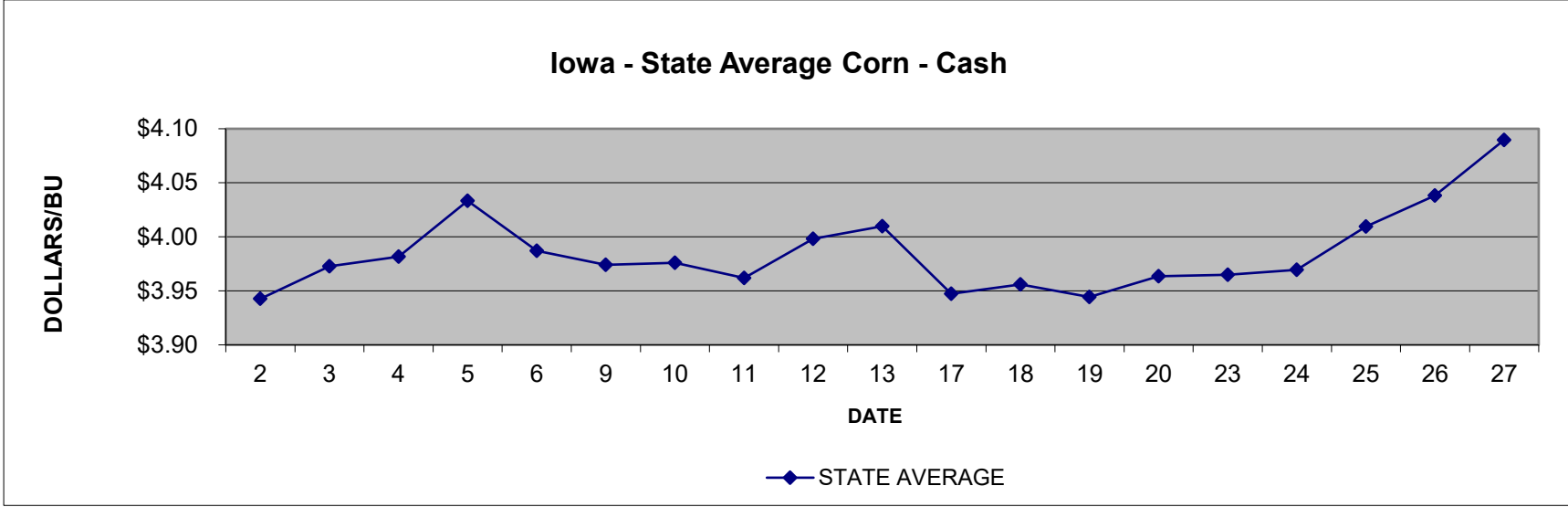
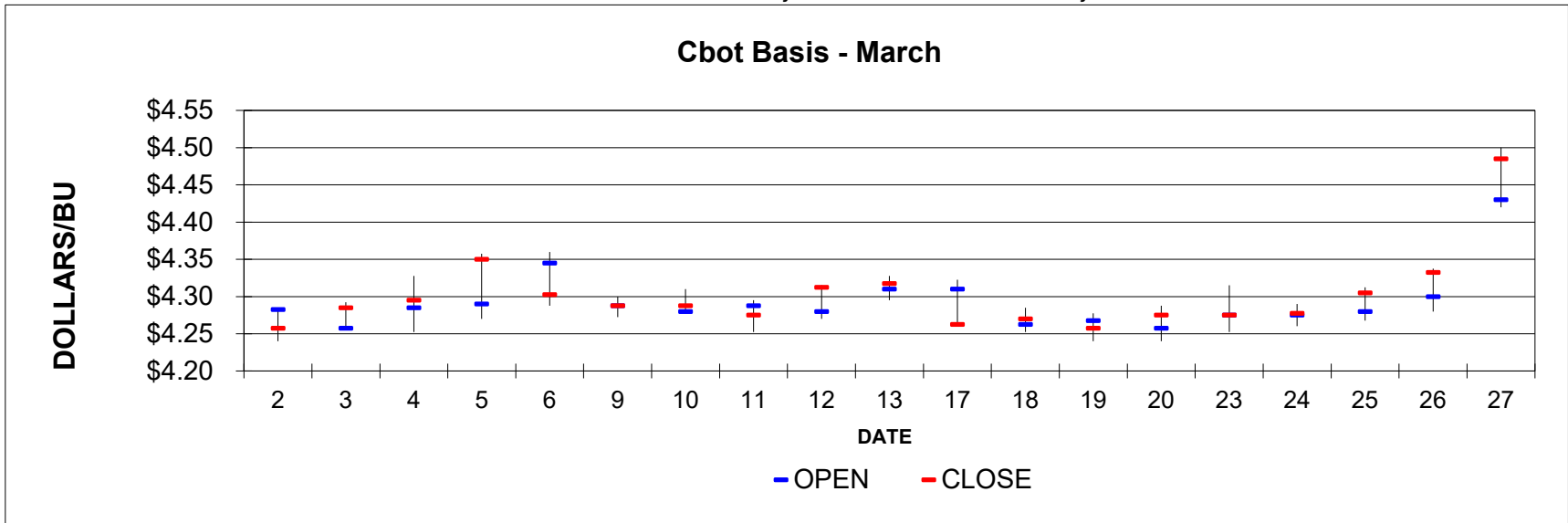
Basis determined by using March contract.

Prepared by Iowa Department of Agriculture and Land Stewardship

Agricultural Diversification & Market Development Bureau, Des Moines, Iowa

# February 2025 Corn

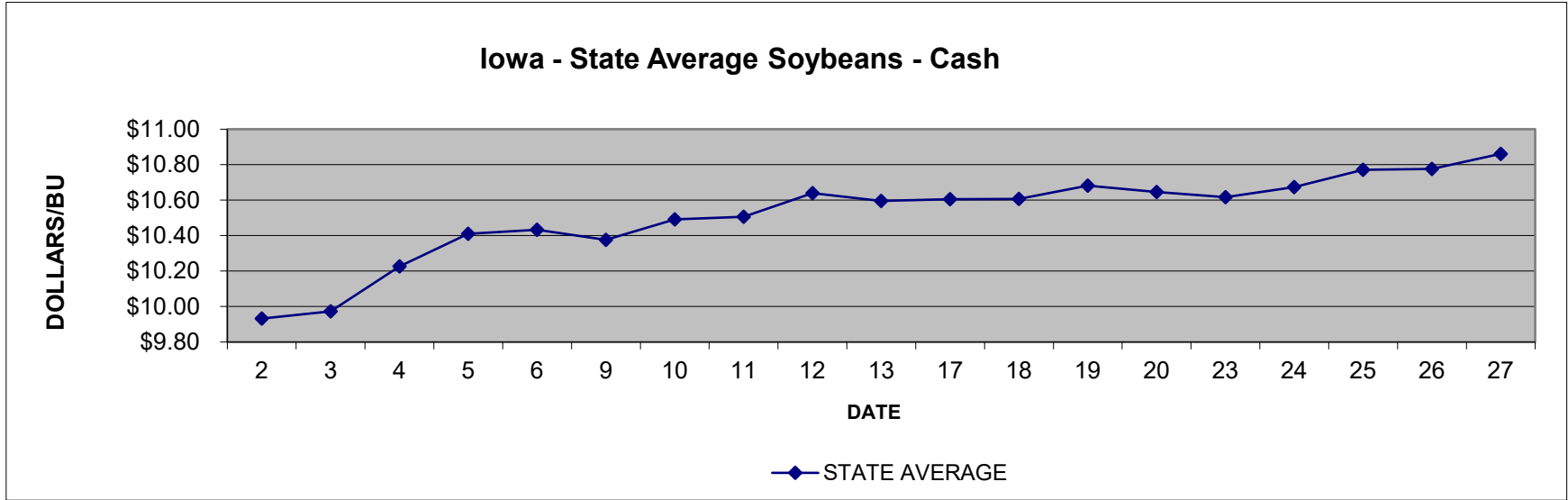
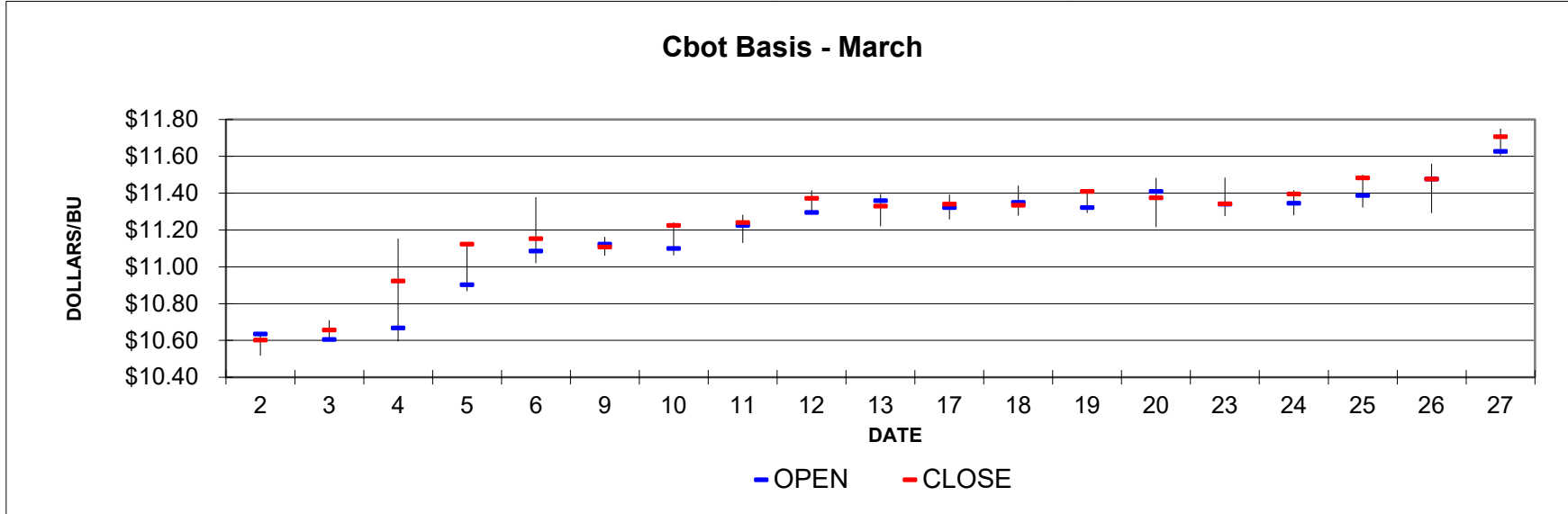
Note: No Data for February 16th due to Federal Holiday.



Source: Iowa Department of Agriculture and Land Stewardship

# February 2025 Soybeans

Note: No Data for February 16th due to Federal Holiday.



Source: Iowa Department of Agriculture and Land Stewardship