

## IOWA STATE AVERAGE BEAN PRICES FOR JANUARY 2018

	NW - I	NC - II	NE - III	SW - IV	SC - V	SE - VI	State Average
<b>1</b>							
<b>2</b>	8.7814	8.8260	8.9111	8.7771	8.8300	8.9876	8.8409
<b>3</b>	8.8271	8.8770	8.9767	8.8257	8.8814	9.1029	8.9006
<b>4</b>	8.8329	8.8660	8.9689	8.8329	8.8886	9.0857	8.8976
<b>5</b>	8.8629	8.9040	8.9856	8.8700	8.9029	9.1200	8.9280
<b>6</b>							
<b>7</b>							
<b>8</b>	8.8157	8.8650	8.9389	8.8429	8.8643	9.0671	8.8863
<b>9</b>	8.7900	8.8400	8.9133	8.8200	8.8357	9.0386	8.8605
<b>10</b>	8.7086	8.7550	8.8278	8.7617	8.7471	8.9200	8.7756
<b>11</b>	8.6571	8.7040	8.7778	8.6983	8.6971	8.8983	8.7267
<b>12</b>	8.7686	8.8190	8.8933	8.8057	8.8271	9.0129	8.8413
<b>13</b>							
<b>14</b>							
<b>15</b>							
<b>16</b>	8.8371	8.8970	8.9522	8.8867	8.9014	9.0786	8.9132
<b>17</b>	8.8571	8.9050	8.9800	8.9086	8.9114	9.0871	8.9288
<b>18</b>	8.9371	8.9560	9.0311	8.9457	8.9529	9.1314	8.9823
<b>19</b>	8.9786	9.0000	9.0711	8.9871	8.9971	9.1771	9.0251
<b>20</b>							
<b>21</b>							
<b>22</b>	9.0386	9.0700	9.1311	9.0750	9.0686	9.2300	9.0922
<b>23</b>	9.0657	9.0970	9.1767	9.0957	9.1043	9.2500	9.1206
<b>24</b>	9.1214	9.1590	9.2300	9.1683	9.1671	9.2983	9.1801
<b>25</b>	9.1214	9.1560	9.2233	9.1683	9.1686	9.2857	9.1769
<b>26</b>	9.0614	9.0950	9.1522	9.1050	9.1014	9.2271	9.1142
<b>27</b>							
<b>28</b>							
<b>29</b>	9.1286	9.1530	9.2111	9.1586	9.1614	9.2900	9.1745
<b>30</b>	9.2257	9.2380	9.2956	9.2400	9.2371	9.3629	9.2591
<b>31</b>	9.1871	9.2010	9.2500	9.2000	9.1971	9.3257	9.2198
Mo Avg	8.9335	8.9706	9.0428	8.9606	8.9735	9.1418	8.9926

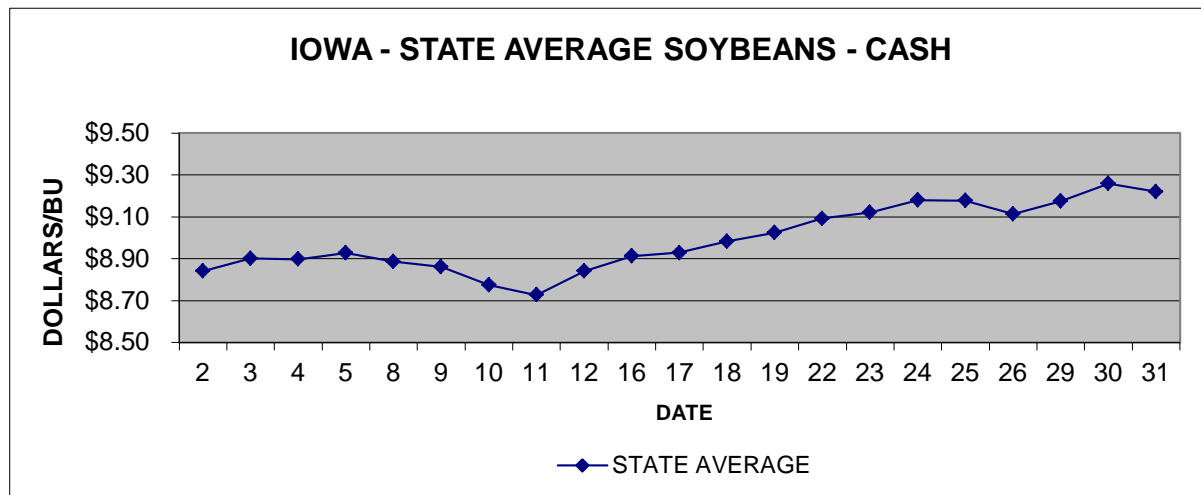
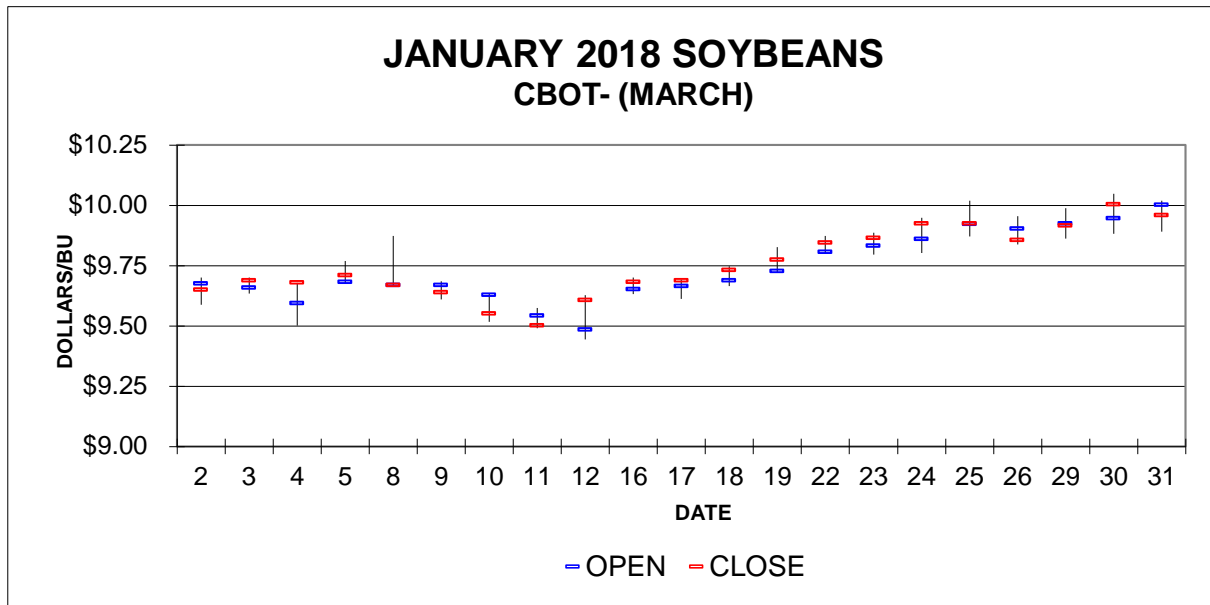
## IOWA DAILY SOYBEAN BASIS FOR JANUARY 2018

	NW - I	NC - II	NE - III	SW - IV	SC - V	SE - VI	Basis Average
<b>1</b>							
<b>2</b>	-0.87	-0.82	-0.74	-0.87	-0.82	-0.66	-0.81
<b>3</b>	-0.86	-0.81	-0.71	-0.86	-0.81	-0.58	-0.79
<b>4</b>	-0.84	-0.81	-0.71	-0.84	-0.79	-0.59	-0.78
<b>5</b>	-0.84	-0.80	-0.72	-0.84	-0.80	-0.59	-0.78
<b>6</b>							
<b>7</b>							
<b>8</b>	-0.85	-0.80	-0.73	-0.82	-0.80	-0.60	-0.78
<b>9</b>	-0.85	-0.80	-0.72	-0.82	-0.80	-0.60	-0.78
<b>10</b>	-0.84	-0.80	-0.72	-0.79	-0.80	-0.63	-0.77
<b>11</b>	-0.84	-0.80	-0.72	-0.80	-0.80	-0.60	-0.77
<b>12</b>	-0.84	-0.79	-0.71	-0.80	-0.78	-0.59	-0.76
<b>13</b>							
<b>14</b>							
<b>15</b>							
<b>16</b>	-0.84	-0.78	-0.73	-0.79	-0.78	-0.60	-0.77
<b>17</b>	-0.83	-0.78	-0.71	-0.78	-0.78	-0.60	-0.76
<b>18</b>	-0.79	-0.77	-0.70	-0.78	-0.78	-0.60	-0.75
<b>19</b>	-0.79	-0.77	-0.70	-0.79	-0.78	-0.60	-0.75
<b>20</b>							
<b>21</b>							
<b>22</b>	-0.80	-0.77	-0.71	-0.77	-0.77	-0.61	-0.75
<b>23</b>	-0.80	-0.77	-0.69	-0.77	-0.76	-0.61	-0.74
<b>24</b>	-0.80	-0.76	-0.69	-0.75	-0.76	-0.62	-0.74
<b>25</b>	-0.80	-0.77	-0.70	-0.75	-0.75	-0.64	-0.75
<b>26</b>	-0.79	-0.76	-0.70	-0.75	-0.75	-0.63	-0.74
<b>27</b>							
<b>28</b>							
<b>29</b>	-0.79	-0.76	-0.70	-0.76	-0.75	-0.62	-0.74
<b>30</b>	-0.78	-0.76	-0.71	-0.76	-0.77	-0.64	-0.74
<b>31</b>	-0.77	-0.76	-0.71	-0.76	-0.76	-0.63	-0.74
Mo Avg	-0.82	-0.78	-0.71	-0.79	-0.78	-0.61	-0.76

Basis determined by using (MARCH) contract.

Prepared by Iowa Department of Agriculture and Land Stewardship

Agricultural Marketing Bureau, Des Moines, Iowa



Source: Iowa Department of Agriculture and Land Stewardship

## IOWA DAILY SOYBEAN RANGES FOR JANUARY 2018

	NW - I		NC - II		NE - III		SW - IV		SC - V		SE - VI	
	LOW	HIGH	LOW	HIGH	LOW	HIGH	LOW	HIGH	LOW	HIGH	LOW	HIGH
<b>1</b>												
<b>2</b>	8.75	8.80	8.78	8.90	8.79	9.06	8.66	8.83	8.81	8.85	8.76	9.19
<b>3</b>	8.80	8.84	8.83	8.94	8.83	9.19	8.75	8.87	8.86	8.91	8.95	9.25
<b>4</b>	8.79	8.88	8.82	8.93	8.80	9.22	8.75	8.90	8.85	8.95	8.94	9.24
<b>5</b>	8.82	8.91	8.85	8.96	8.85	9.16	8.74	8.93	8.88	8.93	8.97	9.27
<b>6</b>												
<b>7</b>												
<b>8</b>	8.73	8.87	8.81	8.92	8.75	9.12	8.80	8.89	8.84	8.89	8.93	9.21
<b>9</b>	8.71	8.84	8.79	8.89	8.76	9.09	8.77	8.87	8.81	8.86	8.90	9.17
<b>10</b>	8.62	8.76	8.72	8.80	8.67	9.00	8.73	8.78	8.72	8.78	8.83	9.05
<b>11</b>	8.56	8.71	8.67	8.75	8.62	8.95	8.64	8.73	8.67	8.73	8.78	9.02
<b>12</b>	8.59	8.85	8.78	8.91	8.74	9.06	8.74	8.84	8.81	8.84	8.89	9.12
<b>13</b>												
<b>14</b>												
<b>15</b>												
<b>16</b>	8.59	8.93	8.85	8.96	8.82	9.13	8.81	8.92	8.88	8.92	8.96	9.20
<b>17</b>	8.59	8.93	8.86	8.97	8.82	9.14	8.82	8.95	8.89	8.93	8.97	9.21
<b>18</b>	8.88	8.98	8.90	9.01	8.86	9.23	8.86	8.98	8.93	8.97	9.04	9.25
<b>19</b>	8.92	9.01	8.97	9.05	8.90	9.27	8.90	9.02	8.97	9.02	9.08	9.28
<b>20</b>												
<b>21</b>												
<b>22</b>	8.97	9.08	9.04	9.12	8.97	9.34	9.04	9.10	9.04	9.09	9.13	9.34
<b>23</b>	8.99	9.11	9.06	9.14	8.99	9.36	9.06	9.16	9.09	9.12	9.17	9.35
<b>24</b>	9.05	9.18	9.12	9.18	9.05	9.42	9.12	9.22	9.15	9.18	9.23	9.41
<b>25</b>	9.05	9.18	9.12	9.20	9.05	9.42	9.12	9.22	9.15	9.19	9.21	9.44
<b>26</b>	8.99	9.11	9.05	9.14	9.00	9.32	9.06	9.16	9.09	9.11	9.17	9.37
<b>27</b>												
<b>28</b>												
<b>29</b>	9.10	9.17	9.11	9.19	9.05	9.38	9.12	9.22	9.15	9.17	9.23	9.43
<b>30</b>	9.18	9.27	9.20	9.27	9.13	9.46	9.20	9.30	9.20	9.26	9.31	9.51
<b>31</b>	9.15	9.22	9.16	9.24	9.09	9.46	9.16	9.26	9.16	9.22	9.27	9.47
<b>Mo Avg</b>	8.9335		8.9706		9.0428		8.9606		8.9735		9.1418	
									State average		8.9926	

Prepared by Iowa Department of Agriculture and Land Stewardship  
Agricultural Marketing Bureau, Des Moines, Iowa

## IOWA STATE AVERAGE CORN PRICES FOR JANUARY 2018

	NW - I	NC - II	NE - III	SW - IV	SC - V	SE - VI	State Average
<b>1</b>							
<b>2</b>	3.1271	3.1140	3.1711	3.1043	3.1186	3.1700	3.1324
<b>3</b>	3.1271	3.1210	3.1733	3.1157	3.1214	3.1729	3.1369
<b>4</b>	3.1071	3.1060	3.1533	3.1086	3.1043	3.1557	3.1205
<b>5</b>	3.1100	3.1060	3.1533	3.1017	3.1114	3.1543	3.1207
<b>6</b>							
<b>7</b>							
<b>8</b>	3.0814	3.0680	3.1178	3.0729	3.0800	3.1157	3.0867
<b>9</b>	3.1014	3.0890	3.1444	3.0971	3.1057	3.1357	3.1092
<b>10</b>	3.1071	3.0890	3.1478	3.0917	3.1071	3.1160	3.1080
<b>11</b>	3.1086	3.0880	3.1433	3.0900	3.1071	3.1450	3.1105
<b>12</b>	3.0800	3.0660	3.1178	3.0686	3.0771	3.1200	3.0855
<b>13</b>							
<b>14</b>							
<b>15</b>							
<b>16</b>	3.1014	3.0850	3.1333	3.0900	3.1100	3.1457	3.1067
<b>17</b>	3.1514	3.1400	3.1989	3.1471	3.1671	3.1900	3.1617
<b>18</b>	3.1329	3.1250	3.1789	3.1371	3.1486	3.1786	3.1458
<b>19</b>	3.1371	3.1370	3.1889	3.1457	3.1614	3.1871	3.1551
<b>20</b>							
<b>21</b>							
<b>22</b>	3.1414	3.1320	3.1878	3.1367	3.1543	3.1900	3.1529
<b>23</b>	3.1314	3.1240	3.1789	3.1314	3.1443	3.1829	3.1446
<b>24</b>	3.1871	3.1790	3.2322	3.1850	3.2014	3.2300	3.1986
<b>25</b>	3.1743	3.1640	3.2122	3.1600	3.1857	3.2071	3.1809
<b>26</b>	3.1871	3.1770	3.2222	3.1833	3.2000	3.2214	3.1949
<b>27</b>							
<b>28</b>							
<b>29</b>	3.2071	3.2020	3.2367	3.2071	3.2186	3.2417	3.2158
<b>30</b>	3.2314	3.2260	3.2611	3.2371	3.2457	3.2671	3.2411
<b>31</b>	3.2343	3.2250	3.2622	3.2243	3.2429	3.2686	3.2399
<b>Mo Avg</b>	3.1413	3.1316	3.1817	3.1350	3.1482	3.1807	3.1499

## IOWA DAILY CORN BASIS FOR JANUARY 2018

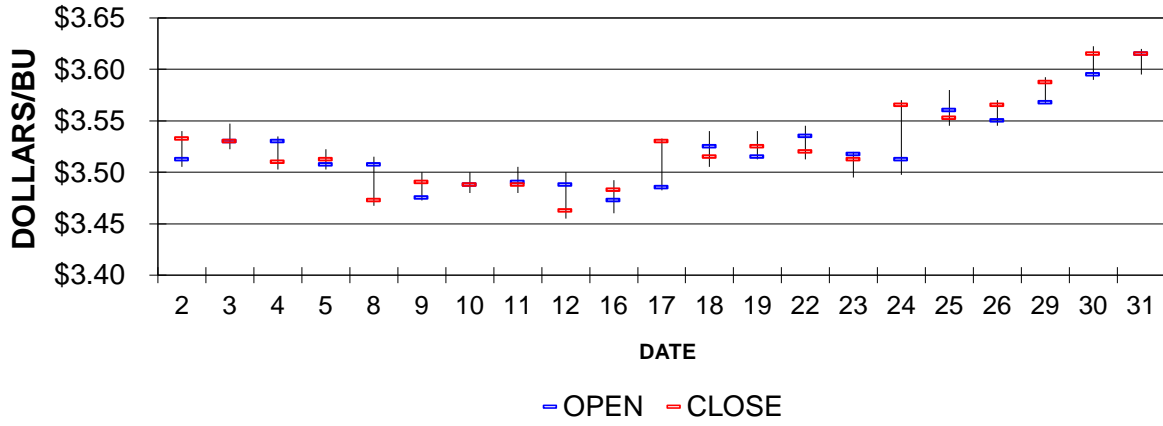
	NW - I	NC - II	NE - III	SW - IV	SC - V	SE - VI	Basis Average
<b>1</b>							
<b>2</b>	-0.41	-0.42	-0.36	-0.43	-0.41	-0.36	-0.40
<b>3</b>	-0.40	-0.41	-0.36	-0.41	-0.41	-0.36	-0.39
<b>4</b>	-0.40	-0.40	-0.36	-0.40	-0.41	-0.35	-0.39
<b>5</b>	-0.40	-0.41	-0.36	-0.41	-0.40	-0.36	-0.39
<b>6</b>							
<b>7</b>							
<b>8</b>	-0.39	-0.40	-0.35	-0.40	-0.39	-0.36	-0.39
<b>9</b>	-0.39	-0.40	-0.35	-0.39	-0.38	-0.35	-0.38
<b>10</b>	-0.38	-0.40	-0.34	-0.40	-0.38	-0.37	-0.38
<b>11</b>	-0.38	-0.40	-0.34	-0.40	-0.38	-0.34	-0.38
<b>12</b>	-0.38	-0.40	-0.34	-0.39	-0.39	-0.34	-0.38
<b>13</b>							
<b>14</b>							
<b>15</b>							
<b>16</b>	-0.38	-0.40	-0.35	-0.39	-0.37	-0.34	-0.38
<b>17</b>	-0.38	-0.39	-0.33	-0.38	-0.36	-0.34	-0.37
<b>18</b>	-0.38	-0.39	-0.34	-0.38	-0.37	-0.34	-0.37
<b>19</b>	-0.39	-0.39	-0.34	-0.38	-0.36	-0.34	-0.37
<b>20</b>							
<b>21</b>							
<b>22</b>	-0.38	-0.39	-0.33	-0.38	-0.37	-0.33	-0.37
<b>23</b>	-0.38	-0.39	-0.33	-0.38	-0.37	-0.33	-0.37
<b>24</b>	-0.38	-0.39	-0.33	-0.38	-0.36	-0.34	-0.37
<b>25</b>	-0.38	-0.39	-0.34	-0.39	-0.37	-0.35	-0.37
<b>26</b>	-0.38	-0.39	-0.34	-0.38	-0.37	-0.34	-0.37
<b>27</b>							
<b>28</b>							
<b>29</b>	-0.38	-0.39	-0.35	-0.38	-0.37	-0.35	-0.37
<b>30</b>	-0.38	-0.39	-0.35	-0.38	-0.37	-0.35	-0.37
<b>31</b>	-0.38	-0.39	-0.35	-0.39	-0.37	-0.35	-0.38
Mo Avg	-0.39	-0.40	-0.35	-0.39	-0.38	-0.35	-0.38

Basis determined by using (MARCH) contract.

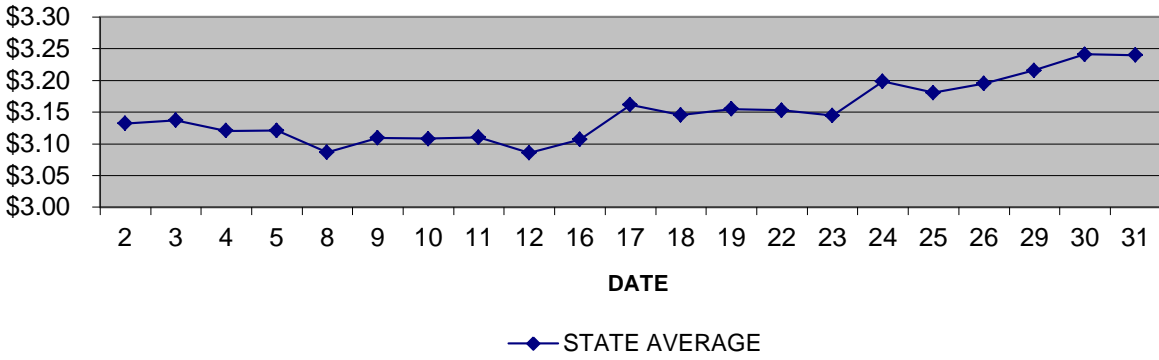
Prepared by Iowa Department of Agriculture and Land Stewardship

Agricultural Marketing Bureau, Des Moines, Iowa

### JANUARY 2018 CORN CBOT - (MARCH)



### IOWA - STATE AVERAGE CORN - CASH



Source: Iowa Department of Agriculture and Land Stewardship

## IOWA DAILY CORN RANGES FOR JANUARY 2018

	NW - I		NC - II		NE - III		SW - IV		SC - V		SE - VI	
	LOW	HIGH	LOW	HIGH	LOW	HIGH	LOW	HIGH	LOW	HIGH	LOW	HIGH
<b>1</b>												
<b>2</b>	3.08	3.20	3.05	3.15	3.05	3.33	2.96	3.17	3.06	3.29	3.09	3.33
<b>3</b>	3.08	3.20	3.05	3.18	3.05	3.26	3.04	3.17	3.06	3.27	3.09	3.33
<b>4</b>	3.06	3.18	3.03	3.16	3.03	3.24	3.04	3.16	3.04	3.25	3.07	3.31
<b>5</b>	3.06	3.18	3.03	3.16	3.03	3.24	3.02	3.16	3.04	3.25	3.06	3.31
<b>6</b>												
<b>7</b>												
<b>8</b>	3.02	3.17	2.99	3.12	3.01	3.20	3.00	3.13	3.02	3.21	3.03	3.27
<b>9</b>	3.04	3.19	3.01	3.14	3.03	3.22	3.02	3.15	3.04	3.23	3.05	3.29
<b>10</b>	3.04	3.21	3.01	3.14	3.03	3.22	3.02	3.15	3.04	3.24	3.05	3.20
<b>11</b>	3.04	3.21	3.01	3.14	3.02	3.22	3.02	3.15	3.04	3.24	3.05	3.29
<b>12</b>	3.01	3.18	2.98	3.12	3.00	3.19	3.00	3.12	3.01	3.21	3.02	3.26
<b>13</b>												
<b>14</b>												
<b>15</b>												
<b>16</b>	3.03	3.20	3.00	3.13	3.04	3.22	3.02	3.16	3.03	3.30	3.05	3.28
<b>17</b>	3.08	3.25	3.08	3.18	3.09	3.27	3.07	3.21	3.09	3.32	3.09	3.33
<b>18</b>	3.07	3.22	3.06	3.17	3.06	3.26	3.06	3.20	3.08	3.27	3.06	3.33
<b>19</b>	3.09	3.23	3.07	3.18	3.07	3.27	3.06	3.21	3.09	3.28	3.07	3.34
<b>20</b>												
<b>21</b>												
<b>22</b>	3.08	3.22	3.07	3.18	3.06	3.28	3.06	3.20	3.08	3.28	3.07	3.33
<b>23</b>	3.07	3.21	3.06	3.17	3.06	3.27	3.05	3.19	3.07	3.27	3.06	3.32
<b>24</b>	3.13	3.27	3.13	3.22	3.12	3.33	3.11	3.25	3.13	3.32	3.11	3.38
<b>25</b>	3.11	3.25	3.12	3.21	3.10	3.29	3.04	3.23	3.12	3.31	3.10	3.36
<b>26</b>	3.13	3.27	3.13	3.22	3.11	3.30	3.10	3.25	3.14	3.30	3.11	3.38
<b>27</b>												
<b>28</b>												
<b>29</b>	3.15	3.29	3.16	3.24	3.12	3.31	3.12	3.27	3.16	3.33	3.15	3.43
<b>30</b>	3.18	3.32	3.18	3.27	3.15	3.33	3.18	3.28	3.19	3.35	3.15	3.46
<b>31</b>	3.18	3.34	3.18	3.26	3.15	3.33	3.10	3.28	3.19	3.35	3.15	3.46
Mo Avg	3.1413		3.1316		3.1817		3.1350		3.1482		3.1807	
									State average		3.1499	

Prepared by Iowa Department of Agriculture and Land Stewardship  
Agricultural Marketing Bureau, Des Moines, Iowa