

## IOWA STATE AVERAGE BEAN PRICES FOR APRIL 2018

	NW - I	NC - II	NE - III	SW - IV	SC - V	SE - VI	State Average
<b>1</b>							
<b>2</b>	9.5157	9.5190	9.5233	9.5383	9.5443	9.5571	9.5293
<b>3</b>	9.5343	9.5460	9.5522	9.5457	9.5671	9.6114	9.5548
<b>4</b>	9.3286	9.3170	9.3544	9.3214	9.3457	9.4329	9.3431
<b>5</b>	9.4886	9.4810	9.5522	9.5120	9.5414	9.6257	9.5216
<b>6</b>	9.5143	9.5229	9.6040	9.5383	9.5743	9.7071	9.5629
<b>7</b>							
<b>8</b>							
<b>9</b>	9.6514	9.6400	9.7433	9.6543	9.7114	9.8786	9.6963
<b>10</b>	9.6900	9.6700	9.7600	9.7083	9.7457	9.9086	9.7306
<b>11</b>	9.6686	9.6670	9.7011	9.6967	9.7400	9.8500	9.7076
<b>12</b>	9.7986	9.8030	9.8278	9.8267	9.8714	9.9429	9.8341
<b>13</b>	9.7329	9.7360	9.7644	9.7457	9.8114	9.8486	9.7629
<b>14</b>							
<b>15</b>							
<b>16</b>	9.6171	9.6300	9.6544	9.6329	9.6914	9.7243	9.6493
<b>17</b>	9.6571	9.6840	9.6933	9.6750	9.7314	9.7743	9.6945
<b>18</b>	9.6243	9.6400	9.6456	9.6486	9.6957	9.7471	9.6582
<b>19</b>	9.5757	9.6030	9.6256	9.6233	9.6471	9.7217	9.6229
<b>20</b>	9.4986	9.5310	9.5522	9.5400	9.5671	9.6529	9.5474
<b>21</b>							
<b>22</b>							
<b>23</b>	9.4271	9.4480	9.4733	9.4671	9.4900	9.5886	9.4721
<b>24</b>	9.4386	9.4680	9.5000	9.4929	9.5329	9.5843	9.4911
<b>25</b>	9.4971	9.5270	9.5378	9.5600	9.5900	9.6529	9.5496
<b>26</b>	9.5129	9.5350	9.5544	9.5671	9.5971	9.6514	9.5590
<b>27</b>	9.6786	9.7150	9.7244	9.7483	9.7671	9.8329	9.7339
<b>28</b>							
<b>29</b>							
<b>30</b>	9.6071	9.6420	9.6889	9.6800	9.7143	9.7957	9.6735
Mo Avg	9.5741	9.5869	9.6206	9.6058	9.6418	9.7185	9.6140

## IOWA DAILY SOYBEAN BASIS FOR APRIL 2018

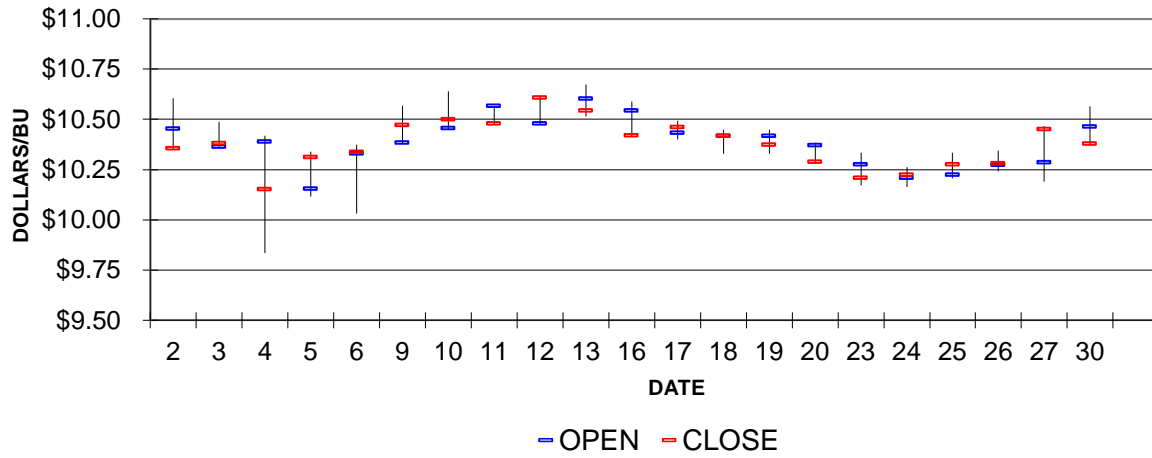
	NW - I	NC - II	NE - III	SW - IV	SC - V	SE - VI	Basis Average
<b>1</b>							
<b>2</b>	-0.84	-0.84	-0.83	-0.82	-0.81	-0.80	-0.83
<b>3</b>	-0.85	-0.83	-0.83	-0.83	-0.81	-0.77	-0.83
<b>4</b>	-0.82	-0.84	-0.80	-0.83	-0.81	-0.72	-0.81
<b>5</b>	-0.82	-0.83	-0.76	-0.80	-0.77	-0.69	-0.79
<b>6</b>	-0.82	-0.81	-0.73	-0.80	-0.76	-0.63	-0.77
<b>7</b>							
<b>8</b>							
<b>9</b>	-0.82	-0.83	-0.73	-0.82	-0.76	-0.59	-0.77
<b>10</b>	-0.81	-0.83	-0.74	-0.79	-0.75	-0.59	-0.77
<b>11</b>	-0.81	-0.81	-0.78	-0.78	-0.74	-0.63	-0.77
<b>12</b>	-0.81	-0.80	-0.78	-0.78	-0.74	-0.66	-0.77
<b>13</b>	-0.81	-0.81	-0.78	-0.80	-0.73	-0.69	-0.78
<b>14</b>							
<b>15</b>							
<b>16</b>	-0.80	-0.79	-0.77	-0.79	-0.73	-0.70	-0.77
<b>17</b>	-0.80	-0.78	-0.77	-0.79	-0.73	-0.69	-0.77
<b>18</b>	-0.79	-0.78	-0.77	-0.77	-0.72	-0.67	-0.76
<b>19</b>	-0.80	-0.77	-0.75	-0.75	-0.73	-0.65	-0.75
<b>20</b>	-0.79	-0.76	-0.74	-0.75	-0.72	-0.63	-0.74
<b>21</b>							
<b>22</b>							
<b>23</b>	-0.78	-0.76	-0.73	-0.74	-0.72	-0.62	-0.74
<b>24</b>	-0.78	-0.75	-0.72	-0.73	-0.69	-0.64	-0.73
<b>25</b>	-0.78	-0.75	-0.74	-0.72	-0.68	-0.62	-0.73
<b>26</b>	-0.77	-0.74	-0.73	-0.71	-0.68	-0.63	-0.72
<b>27</b>	-0.77	-0.73	-0.73	-0.70	-0.68	-0.62	-0.72
<b>28</b>							
<b>29</b>							
<b>30</b>	-0.77	-0.74	-0.69	-0.70	-0.66	-0.58	-0.70
<b>Mo Avg</b>	-0.80	-0.79	-0.76	-0.77	-0.73	-0.66	-0.76

Basis determined by using (MAY) contract.

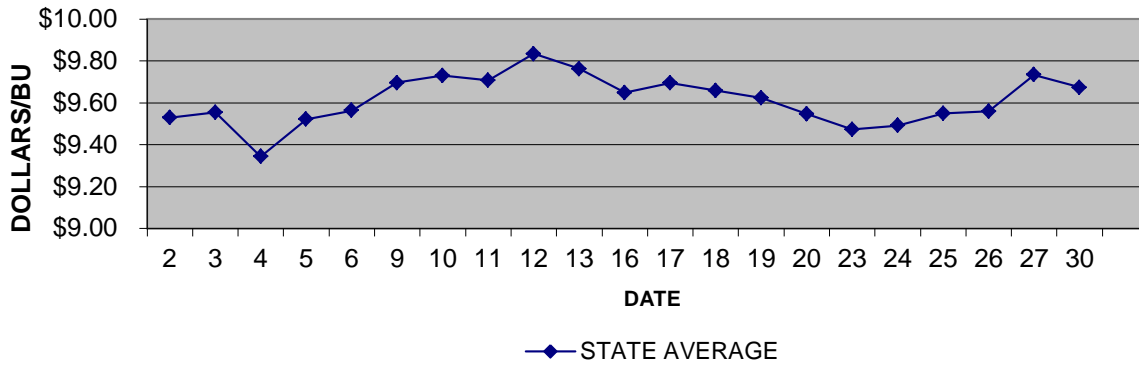
Prepared by Iowa Department of Agriculture and Land Stewardship

Agricultural Marketing Bureau, Des Moines, Iowa

### APRIL 2018 SOYBEANS CBOT- (MAY)



### IOWA - STATE AVERAGE SOYBEANS - CASH



Source: Iowa Department of Agriculture and Land Stewardship

## IOWA DAILY SOYBEAN RANGES FOR APRIL 2018

	NW - I		NC - II		NE - III		SW - IV		SC - V		SE - VI	
	LOW	HIGH	LOW	HIGH	LOW	HIGH	LOW	HIGH	LOW	HIGH	LOW	HIGH
<b>1</b>												
<b>2</b>	9.46	9.61	9.48	9.56	9.40	9.71	9.51	9.57	9.51	9.57	9.48	9.62
<b>3</b>	9.48	9.58	9.50	9.58	9.46	9.73	9.45	9.59	9.53	9.60	9.48	9.71
<b>4</b>	9.25	9.37	9.27	9.35	9.28	9.50	9.22	9.37	9.30	9.40	9.26	9.55
<b>5</b>	9.41	9.53	9.43	9.57	9.45	9.68	9.47	9.55	9.51	9.58	9.51	9.76
<b>6</b>	9.44	9.56	9.46	9.58	9.50	9.74	9.49	9.58	9.54	9.61	9.58	9.84
<b>7</b>												
<b>8</b>												
<b>9</b>	9.61	9.69	9.59	9.71	9.65	9.94	9.57	9.71	9.67	9.77	9.72	10.03
<b>10</b>	9.64	9.75	9.62	9.74	9.66	9.95	9.65	9.75	9.70	9.80	9.75	10.01
<b>11</b>	9.62	9.73	9.60	9.72	9.52	9.88	9.63	9.74	9.71	9.78	9.78	9.93
<b>12</b>	9.75	9.86	9.73	9.88	9.70	10.01	9.76	9.87	9.84	9.91	9.87	10.06
<b>13</b>	9.70	9.79	9.66	9.81	9.63	9.94	9.64	9.80	9.77	9.89	9.73	9.92
<b>14</b>												
<b>15</b>												
<b>16</b>	9.58	9.67	9.57	9.69	9.51	9.82	9.52	9.68	9.65	9.77	9.63	9.78
<b>17</b>	9.62	9.71	9.62	9.73	9.59	9.86	9.56	9.72	9.69	9.81	9.66	9.84
<b>18</b>	9.58	9.70	9.57	9.69	9.55	9.82	9.52	9.71	9.65	9.77	9.67	9.81
<b>19</b>	9.53	9.65	9.53	9.67	9.52	9.77	9.57	9.66	9.60	9.72	9.63	9.82
<b>20</b>	9.46	9.57	9.48	9.57	9.44	9.69	9.49	9.59	9.52	9.64	9.55	9.74
<b>21</b>												
<b>22</b>												
<b>23</b>	9.38	9.52	9.40	9.49	9.34	9.64	9.41	9.52	9.44	9.57	9.47	9.74
<b>24</b>	9.39	9.53	9.41	9.52	9.36	9.75	9.42	9.53	9.50	9.58	9.48	9.70
<b>25</b>	9.45	9.58	9.46	9.58	9.42	9.71	9.49	9.59	9.56	9.63	9.54	9.80
<b>26</b>	9.46	9.60	9.47	9.59	9.42	9.71	9.50	9.60	9.56	9.65	9.54	9.75
<b>27</b>	9.63	9.77	9.65	9.76	9.61	9.85	9.70	9.77	9.73	9.82	9.77	9.92
<b>28</b>												
<b>29</b>												
<b>30</b>	9.55	9.70	9.57	9.69	9.54	9.85	9.64	9.70	9.67	9.81	9.70	9.88
<b>Mo Avg</b>	9.5741		9.5869		9.6206		9.6058		9.6418		9.7185	
									State average		9.6140	

Prepared by Iowa Department of Agriculture and Land Stewardship  
Agricultural Marketing Bureau, Des Moines, Iowa

## IOWA STATE AVERAGE CORN PRICES FOR APRIL 2018

	NW - I	NC - II	NE - III	SW - IV	SC - V	SE - VI	State Average
<b>1</b>							
<b>2</b>	3.4357	3.4160	3.4167	3.4383	3.4386	3.4343	3.4271
<b>3</b>	3.4443	3.4380	3.4444	3.4400	3.4557	3.4486	3.4434
<b>4</b>	3.3871	3.3620	3.3756	3.3686	3.3786	3.3700	3.3728
<b>5</b>	3.4700	3.4450	3.4556	3.4620	3.4671	3.4414	3.4556
<b>6</b>	3.4600	3.4386	3.4440	3.4650	3.4571	3.4500	3.4502
<b>7</b>							
<b>8</b>							
<b>9</b>	3.4914	3.4670	3.4756	3.4743	3.4814	3.4743	3.4766
<b>10</b>	3.4729	3.4570	3.4600	3.4733	3.4629	3.4671	3.4646
<b>11</b>	3.4557	3.4320	3.4400	3.4600	3.4429	3.4457	3.4444
<b>12</b>	3.4771	3.4550	3.4678	3.4817	3.4657	3.4686	3.4677
<b>13</b>	3.4586	3.4320	3.4411	3.4486	3.4486	3.4386	3.4434
<b>14</b>							
<b>15</b>							
<b>16</b>	3.4257	3.4000	3.4100	3.4186	3.4171	3.4314	3.4146
<b>17</b>	3.4086	3.3770	3.3956	3.4000	3.4086	3.3957	3.3945
<b>18</b>	3.4386	3.4070	3.4322	3.4329	3.4400	3.4371	3.4275
<b>19</b>	3.4314	3.4000	3.4322	3.4233	3.4329	3.4567	3.4245
<b>20</b>	3.3900	3.3460	3.3767	3.3771	3.3900	3.3900	3.3733
<b>21</b>							
<b>22</b>							
<b>23</b>	3.4157	3.3790	3.4133	3.4029	3.4057	3.4229	3.4030
<b>24</b>	3.4357	3.4150	3.4344	3.4414	3.4443	3.4429	3.4318
<b>25</b>	3.4971	3.4730	3.4889	3.5129	3.5014	3.5100	3.4926
<b>26</b>	3.4943	3.4680	3.4889	3.5186	3.4943	3.5114	3.4908
<b>27</b>	3.5300	3.5100	3.5211	3.5450	3.5300	3.5486	3.5267
<b>28</b>							
<b>29</b>							
<b>30</b>	3.5600	3.5390	3.5456	3.5717	3.5543	3.5743	3.5541
Mo Avg	3.4562	3.4313	3.4457	3.4550	3.4532	3.4552	3.4466

## IOWA DAILY CORN BASIS FOR APRIL 2018

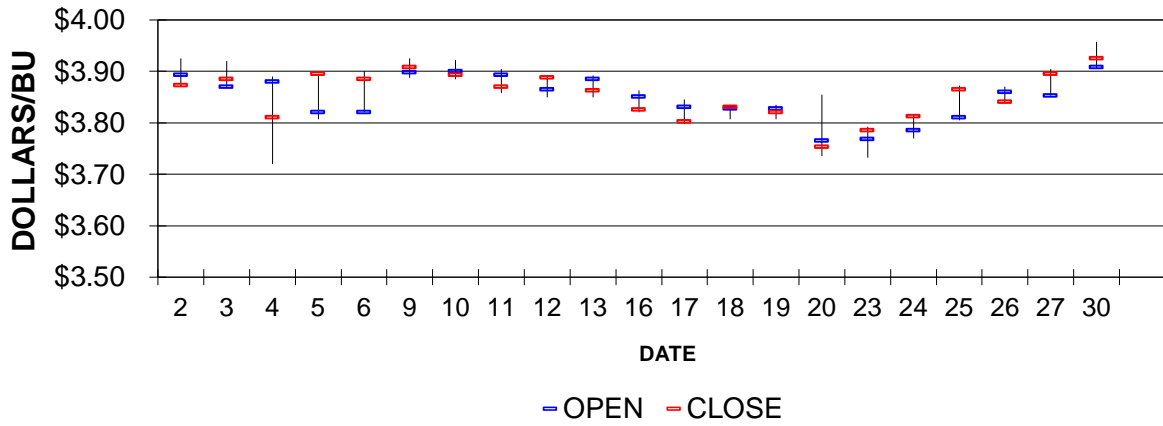
	NW - I	NC - II	NE - III	SW - IV	SC - V	SE - VI	Basis Average
<b>1</b>							
<b>2</b>	-0.44	-0.46	-0.46	-0.43	-0.43	-0.44	-0.45
<b>3</b>	-0.44	-0.45	-0.44	-0.44	-0.43	-0.44	-0.44
<b>4</b>	-0.42	-0.45	-0.43	-0.44	-0.43	-0.44	-0.44
<b>5</b>	-0.43	-0.45	-0.44	-0.43	-0.43	-0.45	-0.44
<b>6</b>	-0.42	-0.45	-0.44	-0.42	-0.43	-0.44	-0.43
<b>7</b>							
<b>8</b>							
<b>9</b>	-0.42	-0.44	-0.43	-0.43	-0.43	-0.43	-0.43
<b>10</b>	-0.42	-0.44	-0.43	-0.42	-0.43	-0.43	-0.43
<b>11</b>	-0.41	-0.44	-0.43	-0.41	-0.43	-0.42	-0.43
<b>12</b>	-0.41	-0.43	-0.42	-0.41	-0.42	-0.42	-0.42
<b>13</b>	-0.40	-0.43	-0.42	-0.41	-0.41	-0.42	-0.42
<b>14</b>							
<b>15</b>							
<b>16</b>	-0.40	-0.43	-0.42	-0.41	-0.41	-0.39	-0.41
<b>17</b>	-0.39	-0.43	-0.41	-0.40	-0.39	-0.41	-0.41
<b>18</b>	-0.39	-0.42	-0.40	-0.40	-0.39	-0.39	-0.40
<b>19</b>	-0.39	-0.42	-0.39	-0.40	-0.39	-0.36	-0.40
<b>20</b>	-0.36	-0.41	-0.38	-0.38	-0.36	-0.36	-0.39
<b>21</b>							
<b>22</b>							
<b>23</b>	-0.37	-0.41	-0.37	-0.38	-0.38	-0.36	-0.38
<b>24</b>	-0.38	-0.40	-0.38	-0.37	-0.37	-0.37	-0.38
<b>25</b>	-0.37	-0.39	-0.38	-0.35	-0.36	-0.36	-0.37
<b>26</b>	-0.35	-0.37	-0.35	-0.32	-0.35	-0.33	-0.37
<b>27</b>	-0.37	-0.39	-0.37	-0.35	-0.37	-0.35	-0.37
<b>28</b>							
<b>29</b>							
<b>30</b>	-0.37	-0.39	-0.38	-0.35	-0.37	-0.35	-0.37
<b>Mo Avg</b>	-0.40	-0.42	-0.41	-0.40	-0.40	-0.40	-0.41

Basis determined by using (MAY) contract.

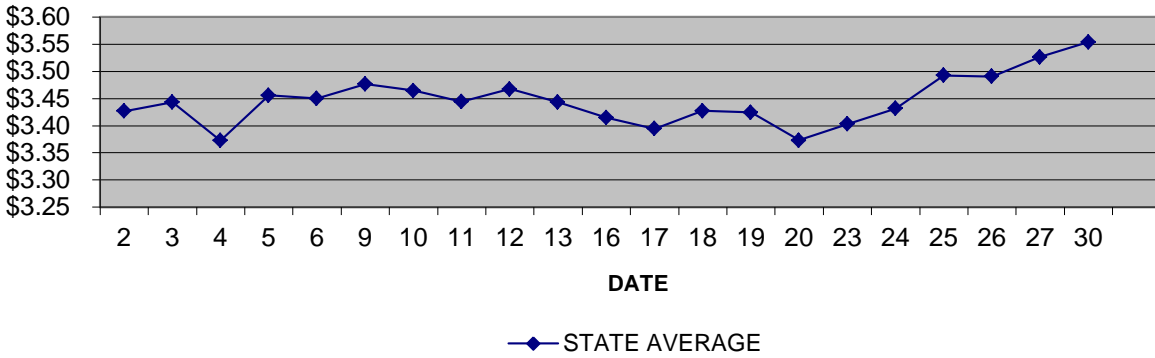
Prepared by Iowa Department of Agriculture and Land Stewardship

Agricultural Marketing Bureau, Des Moines, Iowa

### APRIL 2018 CORN CBOT - (MAYr)



### IOWA - STATE AVERAGE CORN - CASH



Source: Iowa Department of Agriculture and Land Stewardship

## IOWA DAILY CORN RANGES FOR APRIL 2018

	NW - I		NC - II		NE - III		SW - IV		SC - V		SE - VI	
	LOW	HIGH	LOW	HIGH	LOW	HIGH	LOW	HIGH	LOW	HIGH	LOW	HIGH
<b>1</b>												
<b>2</b>	3.36	3.52	3.39	3.45	3.32	3.52	3.40	3.47	3.39	3.52	3.24	3.61
<b>3</b>	3.38	3.54	3.41	3.46	3.34	3.54	3.35	3.49	3.41	3.53	3.25	3.63
<b>4</b>	3.30	3.49	3.33	3.39	3.29	3.46	3.27	3.43	3.33	3.46	3.18	3.55
<b>5</b>	3.39	3.58	3.42	3.46	3.35	3.55	3.42	3.49	3.42	3.54	3.26	3.52
<b>6</b>	3.38	3.57	3.41	3.47	3.35	3.54	3.41	3.51	3.41	3.53	3.25	3.63
<b>7</b>												
<b>8</b>												
<b>9</b>	3.42	3.59	3.44	3.49	3.36	3.56	3.37	3.53	3.43	3.56	3.28	3.65
<b>10</b>	3.40	3.57	3.43	3.48	3.35	3.54	3.42	3.51	3.41	3.54	3.31	3.63
<b>11</b>	3.38	3.57	3.41	3.45	3.33	3.52	3.40	3.50	3.39	3.52	3.28	3.61
<b>12</b>	3.40	3.59	3.43	3.49	3.35	3.56	3.42	3.52	3.41	3.56	3.26	3.63
<b>13</b>	3.38	3.56	3.40	3.48	3.32	3.53	3.38	3.50	3.38	3.58	3.23	3.60
<b>14</b>												
<b>15</b>												
<b>16</b>	3.35	3.54	3.37	3.44	3.31	3.50	3.34	3.48	3.35	3.54	3.35	3.57
<b>17</b>	3.32	3.51	3.34	3.42	3.28	3.49	3.32	3.45	3.34	3.55	3.24	3.54
<b>18</b>	3.35	3.54	3.37	3.45	3.35	3.52	3.35	3.48	3.37	3.58	3.29	3.57
<b>19</b>	3.34	3.53	3.36	3.46	3.34	3.53	3.34	3.47	3.36	3.57	3.41	3.56
<b>20</b>	3.31	3.51	3.28	3.40	3.29	3.49	3.28	3.44	3.31	3.57	3.29	3.51
<b>21</b>												
<b>22</b>												
<b>23</b>	3.33	3.53	3.35	3.43	3.33	3.53	3.30	3.46	3.33	3.53	3.31	3.53
<b>24</b>	3.35	3.55	3.37	3.48	3.35	3.55	3.40	3.50	3.38	3.56	3.34	3.55
<b>25</b>	3.42	3.61	3.43	3.53	3.41	3.62	3.48	3.56	3.44	3.61	3.39	3.63
<b>26</b>	3.41	3.60	3.43	3.53	3.37	3.61	3.45	3.57	3.43	3.61	3.39	3.62
<b>27</b>	3.47	3.64	3.48	3.57	3.40	3.65	3.48	3.59	3.47	3.64	3.42	3.66
<b>28</b>												
<b>29</b>												
<b>30</b>	3.49	3.68	3.50	3.59	3.44	3.66	3.51	3.61	3.50	3.66	3.46	3.69
<b>Mo Avg</b>	3.4562		3.4313		3.4457		3.4550		3.4532		3.4552	
									State average		3.4466	

Prepared by Iowa Department of Agriculture and Land Stewardship  
Agricultural Marketing Bureau, Des Moines, Iowa