

## IOWA STATE AVERAGE BEAN PRICES FOR JANUARY 2019

	<b>NW - I</b>	<b>NC - II</b>	<b>NE - III</b>	<b>SW - IV</b>	<b>SC - V</b>	<b>SE - VI</b>	<b>State Average</b>
<b>1</b>							
<b>2</b>	8.1000	8.0850	8.0611	8.1114	8.1214	8.1960	8.1075
<b>3</b>	8.1557	8.1430	8.1589	8.1883	8.1800	8.2571	8.1734
<b>4</b>	8.2400	8.2340	8.2522	8.2750	8.2686	8.3471	8.2622
<b>5</b>							
<b>6</b>							
<b>7</b>	8.2671	8.2730	8.2822	8.2971	8.3014	8.3900	8.2947
<b>8</b>	8.2100	8.2180	8.2278	8.2629	8.2486	8.3129	8.2398
<b>9</b>	8.2671	8.2800	8.2811	8.2983	8.3014	8.3314	8.2890
<b>10</b>	8.0957	8.1110	8.1044	8.1417	8.1314	8.1586	8.1197
<b>11</b>	8.1329	8.1440	8.1378	8.1850	8.1643	8.1757	8.1532
<b>12</b>							
<b>13</b>							
<b>14</b>	8.0671	8.0790	8.0700	8.1229	8.1014	8.1143	8.0888
<b>15</b>	7.9643	7.9770	7.9667	8.0183	7.9886	8.0029	7.9837
<b>16</b>	7.9786	7.9890	7.9856	8.0333	8.0057	8.0486	8.0024
<b>17</b>	8.1114	8.1230	8.1144	8.1700	8.1443	8.1614	8.1337
<b>18</b>	8.2014	8.2120	8.2025	8.2567	8.2343	8.2360	8.2206
<b>19</b>							
<b>20</b>							
<b>21</b>							
<b>22</b>	8.1229	8.1380	8.1344	8.1800	8.1729	8.1650	8.1477
<b>23</b>	8.1829	8.1980	8.1878	8.2400	8.2414	8.2571	8.2119
<b>24</b>	8.1929	8.2070	8.2044	8.2457	8.2514	8.2757	8.2229
<b>25</b>	8.2857	8.2980	8.2944	8.3329	8.3414	8.3717	8.3142
<b>26</b>							
<b>27</b>							
<b>28</b>	8.2657	8.2770	8.2767	8.3100	8.3243	8.3500	8.2938
<b>29</b>	8.2243	8.2370	8.2367	8.2700	8.2771	8.3100	8.2528
<b>30</b>	8.2471	8.2570	8.2663	8.3050	8.2867	8.3214	8.2747
<b>31</b>	8.1950	8.2033	8.1733	8.2520	8.2333	8.2333	8.2120
Mo Avg	8.1670	8.1754	8.1723	8.2141	8.2057	8.2389	8.1904

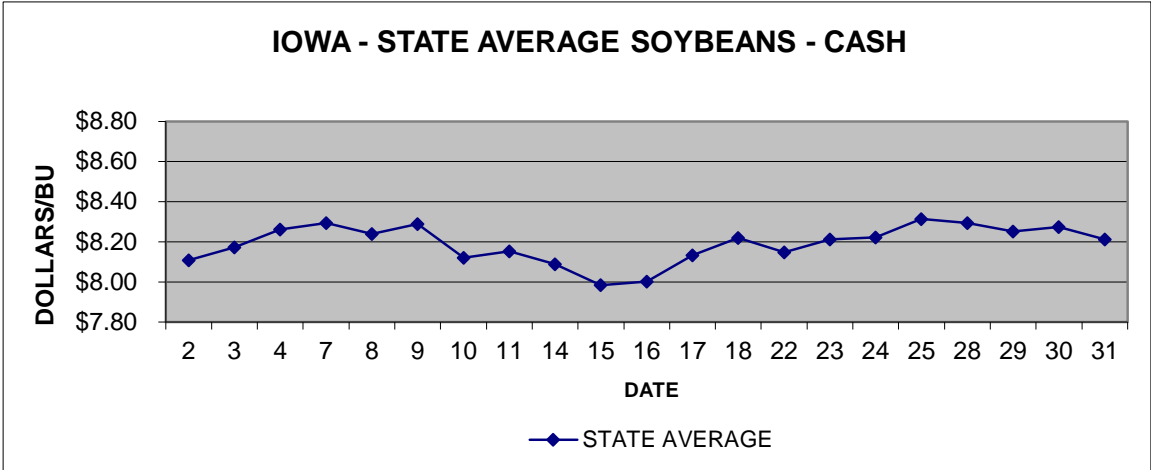
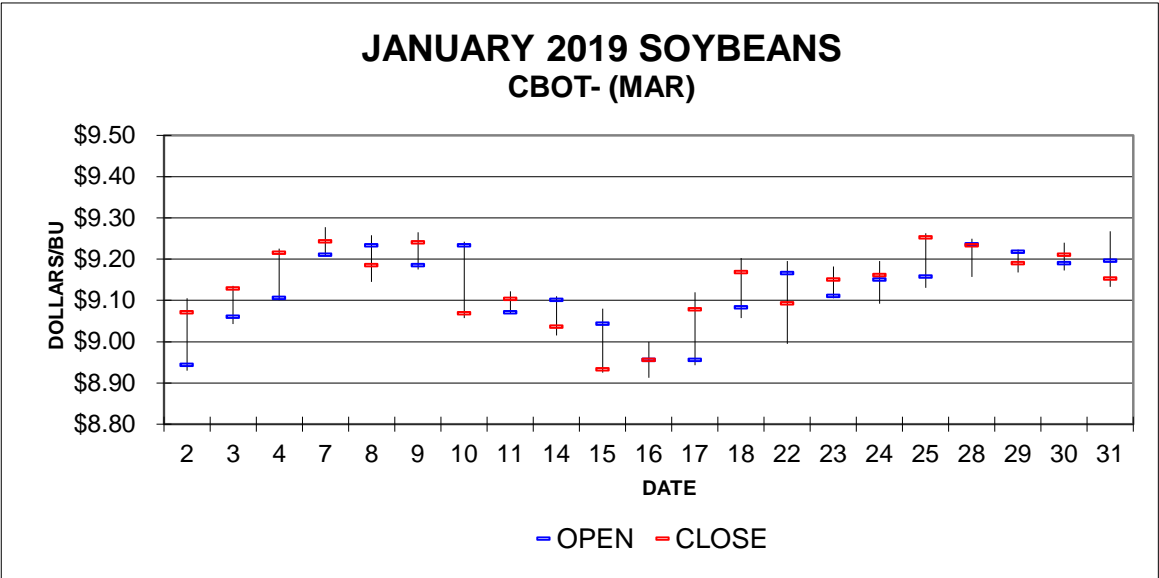
Prepared by Iowa Department of Agriculture and Land Stewardship  
Agricultural Marketing Bureau, Des Moines, Iowa

## IOWA DAILY SOYBEAN BASIS FOR JANUARY 2019

	NW - I	NC - II	NE - III	SW - IV	SC - V	SE - VI	Basis Average
<b>1</b>							
<b>2</b>	-0.97	-0.98	-1.01	-0.96	-0.95	-0.87	-0.96
<b>3</b>	-0.97	-0.98	-0.97	-0.94	-0.95	-0.87	-0.95
<b>4</b>	-0.98	-0.98	-0.96	-0.94	-0.95	-0.87	-0.95
<b>5</b>							
<b>6</b>							
<b>7</b>	-0.98	-0.97	-0.96	-0.95	-0.94	-0.85	-0.95
<b>8</b>	-0.98	-0.97	-0.96	-0.92	-0.94	-0.87	-0.95
<b>9</b>	-0.97	-0.96	-0.96	-0.94	-0.94	-0.91	-0.95
<b>10</b>	-0.97	-0.96	-0.96	-0.93	-0.94	-0.91	-0.95
<b>11</b>	-0.97	-0.96	-0.96	-0.92	-0.94	-0.93	-0.95
<b>12</b>							
<b>13</b>							
<b>14</b>	-0.97	-0.96	-0.97	-0.91	-0.93	-0.92	-0.95
<b>15</b>	-0.97	-0.96	-0.97	-0.91	-0.94	-0.93	-0.95
<b>16</b>	-0.98	-0.97	-0.97	-0.92	-0.95	-0.91	-0.95
<b>17</b>	-0.97	-0.95	-0.96	-0.91	-0.93	-0.92	-0.94
<b>18</b>	-0.97	-0.96	-0.97	-0.91	-0.93	-0.93	-0.95
<b>19</b>							
<b>20</b>							
<b>21</b>							
<b>22</b>	-0.97	-0.95	-0.96	-0.91	-0.92	-0.93	-0.94
<b>23</b>	-0.97	-0.95	-0.96	-0.91	-0.91	-0.89	-0.94
<b>24</b>	-0.97	-0.95	-0.96	-0.91	-0.91	-0.88	-0.94
<b>25</b>	-0.97	-0.95	-0.96	-0.92	-0.91	-0.88	-0.94
<b>26</b>							
<b>27</b>							
<b>28</b>	-0.97	-0.96	-0.96	-0.92	-0.91	-0.88	-0.94
<b>29</b>	-0.97	-0.95	-0.95	-0.92	-0.91	-0.88	-0.94
<b>30</b>	-0.96	-0.95	-0.94	-0.91	-0.92	-0.89	-0.94
<b>31</b>	-0.96	-0.95	-0.98	-0.90	-0.92	-0.92	-0.94
Mo Avg	-0.97	-0.96	-0.96	-0.92	-0.93	-0.90	-0.95

Basis determined by using (MAR) contract.

Prepared by Iowa Department of Agriculture and Land Stewardship  
Agricultural Marketing Bureau, Des Moines, Iowa



Source: Iowa Department of Agriculture and Land Stewardship

## IOWA DAILY SOYBEAN RANGES FOR JANUARY 2019

	NW - I		NC - II		NE - III		SW - IV		SC - V		SE - VI	
	LOW	HIGH	LOW	HIGH	LOW	HIGH	LOW	HIGH	LOW	HIGH	LOW	HIGH
<b>1</b>												
<b>2</b>	8.08	8.12	8.02	8.13	7.89	8.20	8.03	8.15	8.07	8.16	8.10	8.24
<b>3</b>	8.13	8.18	8.07	8.19	8.03	8.37	8.15	8.23	8.13	8.22	8.15	8.33
<b>4</b>	8.22	8.26	8.16	8.27	8.12	8.47	8.24	8.32	8.22	8.31	8.24	8.42
<b>5</b>												
<b>6</b>												
<b>7</b>	8.25	8.29	8.20	8.31	8.14	8.49	8.26	8.34	8.24	8.39	8.26	8.47
<b>8</b>	8.19	8.23	8.13	8.28	8.09	8.44	8.21	8.37	8.19	8.31	8.21	8.37
<b>9</b>	8.25	8.29	8.23	8.34	8.14	8.47	8.26	8.34	8.24	8.36	8.26	8.39
<b>10</b>	8.07	8.12	8.06	8.17	7.97	8.27	8.09	8.20	8.07	8.19	8.12	8.20
<b>11</b>	8.11	8.17	8.10	8.20	8.00	8.30	8.12	8.23	8.10	8.22	8.12	8.24
<b>12</b>												
<b>13</b>												
<b>14</b>	8.04	8.10	8.03	8.15	7.94	8.24	8.05	8.17	8.04	8.16	8.06	8.14
<b>15</b>	7.94	8.00	7.94	8.05	7.83	8.13	7.95	8.06	7.93	8.05	7.95	8.05
<b>16</b>	7.95	8.01	7.95	8.05	7.89	8.15	7.96	8.08	7.95	8.07	8.00	8.12
<b>17</b>	8.06	8.15	8.08	8.18	8.02	8.28	8.10	8.21	8.08	8.20	8.10	8.24
<b>18</b>	8.15	8.24	8.17	8.27	8.12	8.37	8.18	8.30	8.17	8.29	8.18	8.33
<b>19</b>												
<b>20</b>												
<b>21</b>												
<b>22</b>	8.08	8.16	8.10	8.19	8.04	8.29	8.12	8.22	8.12	8.21	8.10	8.27
<b>23</b>	8.14	8.22	8.16	8.25	8.10	8.35	8.17	8.28	8.18	8.29	8.14	8.35
<b>24</b>	8.15	8.23	8.17	8.25	8.11	8.36	8.18	8.29	8.19	8.30	8.15	8.38
<b>25</b>	8.24	8.32	8.26	8.35	8.20	8.45	8.27	8.38	8.28	8.39	8.28	8.48
<b>26</b>												
<b>27</b>												
<b>28</b>	8.22	8.30	8.24	8.33	8.17	8.43	8.25	8.36	8.26	8.38	8.26	8.44
<b>29</b>	8.18	8.26	8.20	8.29	8.13	8.39	8.21	8.32	8.22	8.34	8.23	8.40
<b>30</b>	8.20	8.28	8.22	8.31	8.15	8.41	8.23	8.36	8.24	8.31	8.25	8.41
<b>31</b>	8.17	8.22	8.16	8.25	8.15	8.20	8.22	8.30	8.20	8.25	8.19	8.31
<b>Mo Avg</b>	8.1670		8.1754		8.1723		8.2141		8.2057		8.2389	
									State average		8.1904	

Prepared by Iowa Department of Agriculture and Land Stewardship  
Agricultural Marketing Bureau, Des Moines, Iowa

## IOWA STATE AVERAGE CORN PRICES FOR JANUARY 2019

	NW - I	NC - II	NE - III	SW - IV	SC - V	SE - VI	State Average
<b>1</b>							
<b>2</b>	3.3850	3.3600	3.3211	3.3886	3.3643	3.3700	3.3636
<b>3</b>	3.4186	3.3970	3.3733	3.4433	3.4086	3.4114	3.4059
<b>4</b>	3.4543	3.4290	3.4189	3.4733	3.4414	3.4500	3.4417
<b>5</b>							
<b>6</b>							
<b>7</b>	3.4443	3.4200	3.4022	3.4543	3.4314	3.4271	3.4281
<b>8</b>	3.4271	3.4050	3.3822	3.4400	3.4114	3.4071	3.4109
<b>9</b>	3.4471	3.4250	3.4011	3.4633	3.4314	3.4271	3.4311
<b>10</b>	3.3929	3.3700	3.3400	3.4083	3.3686	3.3757	3.3750
<b>11</b>	3.4114	3.3920	3.3633	3.4333	3.3886	3.3914	3.3960
<b>12</b>							
<b>13</b>							
<b>14</b>	3.4200	3.3950	3.3644	3.4257	3.3957	3.3871	3.3980
<b>15</b>	3.3471	3.3170	3.2989	3.3617	3.3214	3.3086	3.3252
<b>16</b>	3.3771	3.3510	3.3289	3.3983	3.3543	3.3357	3.3571
<b>17</b>	3.4329	3.4110	3.3944	3.4486	3.4214	3.3943	3.4164
<b>18</b>	3.4586	3.4300	3.4025	3.4833	3.4414	3.4460	3.4408
<b>19</b>							
<b>20</b>							
<b>21</b>							
<b>22</b>	3.4300	3.4050	3.3878	3.4617	3.4200	3.4217	3.4176
<b>23</b>	3.4300	3.4040	3.3956	3.4514	3.4214	3.4343	3.4190
<b>24</b>	3.4114	3.3870	3.3878	3.4343	3.4014	3.4143	3.4027
<b>25</b>	3.4457	3.4220	3.4244	3.4657	3.4271	3.4900	3.4414
<b>26</b>							
<b>27</b>							
<b>28</b>	3.4457	3.4270	3.4289	3.4783	3.4300	3.4643	3.4424
<b>29</b>	3.4243	3.4050	3.4022	3.4517	3.4043	3.4671	3.4217
<b>30</b>	3.4700	3.4450	3.4250	3.4833	3.4267	3.4800	3.4542
<b>31</b>	3.4300	3.3933	3.3967	3.4540	3.3917	3.4067	3.4108
Mo Avg	3.4240	3.3995	3.3828	3.4430	3.4049	3.4148	3.4095

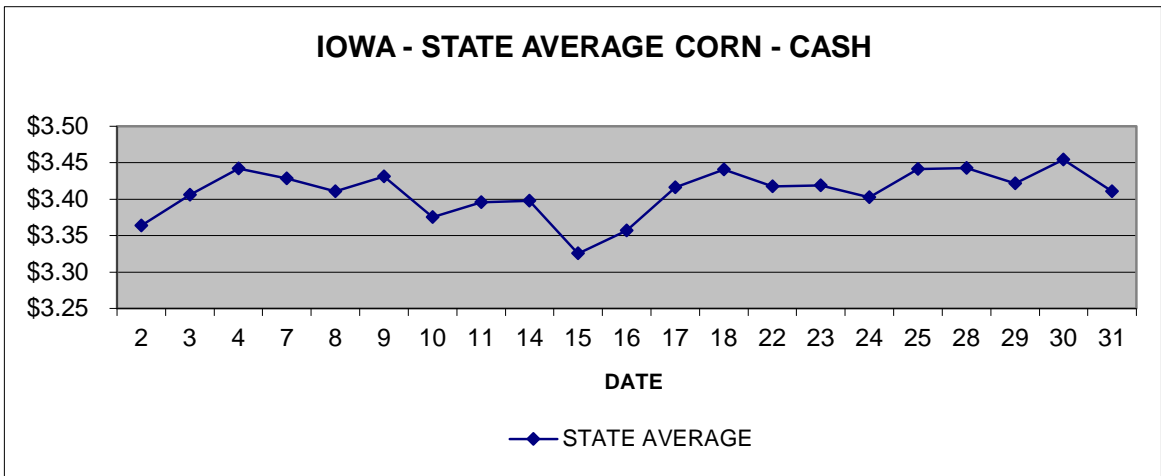
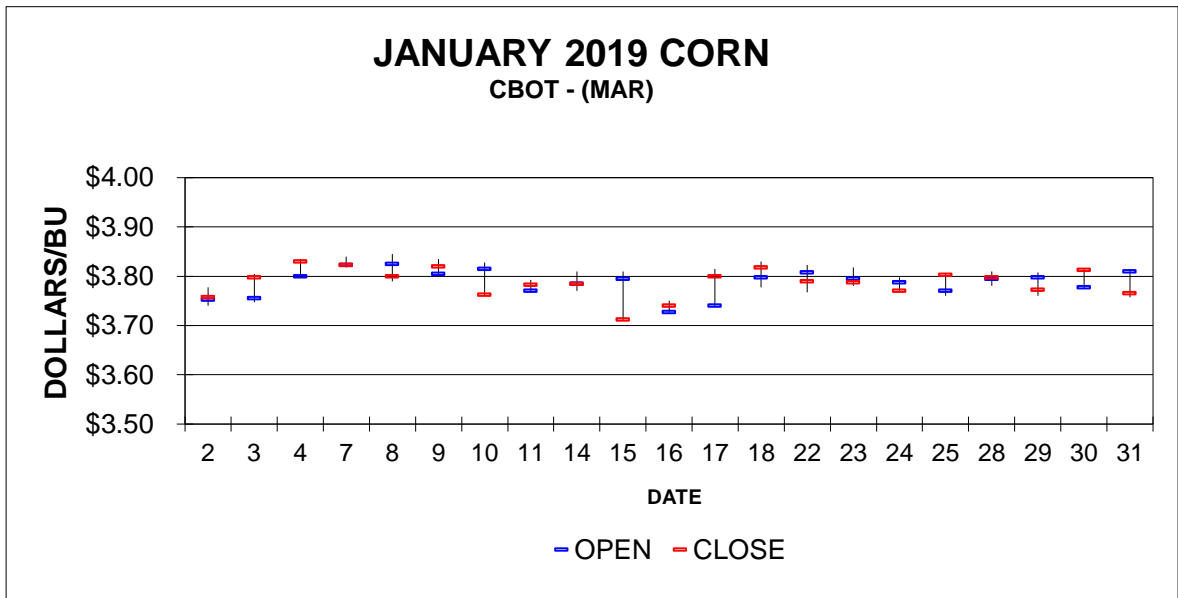
Prepared by Iowa Department of Agriculture and Land Stewardship  
Agricultural Marketing Bureau, Des Moines, Iowa

## IOWA DAILY CORN BASIS FOR JANUARY 2018

	NW - I	NC - II	NE - III	SW - IV	SC - V	SE - VI	Basis Average
<b>1</b>							
<b>2</b>	-0.37	-0.40	-0.44	-0.37	-0.39	-0.39	-0.39
<b>3</b>	-0.38	-0.40	-0.42	-0.35	-0.39	-0.39	-0.39
<b>4</b>	-0.38	-0.40	-0.41	-0.36	-0.39	-0.38	-0.39
<b>5</b>							
<b>6</b>							
<b>7</b>	-0.38	-0.40	-0.42	-0.37	-0.39	-0.40	-0.39
<b>8</b>	-0.37	-0.40	-0.42	-0.36	-0.39	-0.39	-0.39
<b>9</b>	-0.37	-0.40	-0.42	-0.36	-0.39	-0.39	-0.39
<b>10</b>	-0.37	-0.39	-0.42	-0.35	-0.39	-0.39	-0.39
<b>11</b>	-0.37	-0.39	-0.42	-0.35	-0.39	-0.39	-0.39
<b>12</b>							
<b>13</b>							
<b>14</b>	-0.37	-0.39	-0.42	-0.36	-0.39	-0.40	-0.39
<b>15</b>	-0.37	-0.40	-0.41	-0.35	-0.39	-0.40	-0.39
<b>16</b>	-0.36	-0.39	-0.41	-0.34	-0.39	-0.40	-0.38
<b>17</b>	-0.37	-0.39	-0.41	-0.35	-0.38	-0.41	-0.38
<b>18</b>	-0.36	-0.39	-0.42	-0.33	-0.38	-0.37	-0.38
<b>19</b>							
<b>20</b>							
<b>21</b>							
<b>22</b>	-0.36	-0.39	-0.40	-0.33	-0.37	-0.37	-0.37
<b>23</b>	-0.36	-0.38	-0.39	-0.34	-0.37	-0.35	-0.37
<b>24</b>	-0.36	-0.38	-0.38	-0.34	-0.37	-0.36	-0.37
<b>25</b>	-0.36	-0.38	-0.38	-0.34	-0.38	-0.31	-0.36
<b>26</b>							
<b>27</b>							
<b>28</b>	-0.35	-0.37	-0.37	-0.32	-0.37	-0.33	-0.36
<b>29</b>	-0.35	-0.37	-0.37	-0.32	-0.37	-0.31	-0.35
<b>30</b>	-0.34	-0.37	-0.39	-0.33	-0.39	-0.33	-0.36
<b>31</b>	-0.34	-0.37	-0.37	-0.31	-0.37	-0.36	-0.35
Mo Avg	-0.36	-0.39	-0.40	-0.34	-0.38	-0.37	-0.38

Basis determined by using (MAR) contract.

Prepared by Iowa Department of Agriculture and Land Stewardship  
Agricultural Marketing Bureau, Des Moines, Iowa



Source: Iowa Department of Agriculture and Land Stewardship

## IOWA DAILY CORN RANGES FOR JANUARY 2019

	NW - I		NC - II		NE - III		SW - IV		SC - V		SE - VI	
	LOW	HIGH	LOW	HIGH	LOW	HIGH	LOW	HIGH	LOW	HIGH	LOW	HIGH
<b>1</b>												
<b>2</b>	3.32	3.48	3.29	3.40	3.25	3.42	3.34	3.42	3.30	3.49	3.24	3.52
<b>3</b>	3.36	3.49	3.32	3.45	3.31	3.50	3.40	3.47	3.34	3.53	3.28	3.56
<b>4</b>	3.39	3.55	3.36	3.48	3.35	3.53	3.43	3.50	3.37	3.58	3.31	3.59
<b>5</b>												
<b>6</b>												
<b>7</b>	3.38	3.54	3.34	3.47	3.34	3.47	3.40	3.49	3.36	3.57	3.30	3.58
<b>8</b>	3.36	3.52	3.32	3.45	3.32	3.45	3.40	3.47	3.34	3.55	3.28	3.56
<b>9</b>	3.38	3.54	3.34	3.47	3.34	3.46	3.42	3.49	3.36	3.57	3.30	3.58
<b>10</b>	3.32	3.48	3.28	3.41	3.28	3.40	3.36	3.44	3.30	3.48	3.30	3.52
<b>11</b>	3.34	3.49	3.30	3.43	3.30	3.42	3.38	3.47	3.32	3.50	3.31	3.54
<b>12</b>												
<b>13</b>												
<b>14</b>	3.36	3.50	3.31	3.43	3.30	3.42	3.36	3.47	3.33	3.50	3.27	3.55
<b>15</b>	3.28	3.44	3.23	3.36	3.26	3.34	3.31	3.40	3.25	3.43	3.20	3.47
<b>16</b>	3.31	3.47	3.26	3.39	3.26	3.38	3.35	3.44	3.30	3.46	3.22	3.50
<b>17</b>	3.37	3.53	3.32	3.45	3.32	3.46	3.39	3.50	3.36	3.54	3.27	3.56
<b>18</b>	3.41	3.55	3.34	3.47	3.33	3.46	3.42	3.56	3.38	3.56	3.37	3.58
<b>19</b>												
<b>20</b>												
<b>21</b>												
<b>22</b>	3.38	3.52	3.31	3.44	3.31	3.47	3.40	3.51	3.35	3.59	3.34	3.55
<b>23</b>	3.38	3.52	3.31	3.44	3.33	3.48	3.38	3.51	3.35	3.59	3.29	3.61
<b>24</b>	3.36	3.50	3.30	3.42	3.32	3.52	3.36	3.49	3.33	3.57	3.27	3.59
<b>25</b>	3.39	3.56	3.33	3.49	3.35	3.60	3.39	3.52	3.36	3.57	3.37	3.67
<b>26</b>												
<b>27</b>												
<b>28</b>	3.39	3.56	3.33	3.49	3.34	3.60	3.42	3.52	3.36	3.57	3.20	3.67
<b>29</b>	3.38	3.53	3.32	3.46	3.32	3.57	3.39	3.49	3.33	3.56	3.28	3.64
<b>30</b>	3.42	3.57	3.36	3.50	3.36	3.47	3.41	3.54	3.37	3.60	3.31	3.68
<b>31</b>	3.38	3.53	3.32	3.49	3.38	3.41	3.40	3.50	3.34	3.55	3.34	3.47
<b>Mo Avg</b>	3.4240		3.3995		3.3828		3.4430		3.4049		3.4148	
									State average		3.4095	

Prepared by Iowa Department of Agriculture and Land Stewardship  
Agricultural Marketing Bureau, Des Moines, Iowa



## IOWA STATE AVERAGE BEAN PRICES FOR FEBRUARY 2019

	NW - I	NC - II	NE - III	SW - IV	SC - V	SE - VI	State Average
<b>1</b>	8.2186	8.2310	8.2111	8.2914	8.2714	8.3114	8.2495
<b>2</b>							
<b>3</b>							
<b>4</b>	8.2271	8.2510	8.2322	8.2957	8.2914	8.3586	8.2683
<b>5</b>	8.2443	8.2740	8.2533	8.3017	8.3043	8.3617	8.2835
<b>6</b>	8.2629	8.2920	8.2700	8.3217	8.3314	8.4071	8.3063
<b>7</b>	8.1800	8.2020	8.1933	8.2457	8.2400	8.3171	8.2215
<b>8</b>	8.1929	8.2180	8.2000	8.2483	8.2571	8.3357	8.2341
<b>9</b>							
<b>10</b>							
<b>11</b>	8.1086	8.1220	8.1067	8.1843	8.1671	8.2357	8.1460
<b>12</b>	8.2314	8.2470	8.2300	8.3040	8.2933	8.3317	8.2658
<b>13</b>	8.2257	8.2390	8.2211	8.3000	8.2914	8.3271	8.2599
<b>14</b>	8.0957	8.1150	8.0900	8.1700	8.1614	8.2114	8.1332
<b>15</b>	8.1357	8.1570	8.1300	8.2043	8.2243	8.2529	8.1754
<b>16</b>							
<b>17</b>							
<b>18</b>							
<b>19</b>	8.0829	8.0970	8.0633	8.1333	8.1600	8.1814	8.1126
<b>20</b>	8.1000	8.1150	8.0867	8.1586	8.1771	8.1914	8.1310
<b>21</b>	8.1757	8.1980	8.1733	8.2414	8.2600	8.2900	8.2149
<b>22</b>	8.1771	8.2113	8.1650	8.2314	8.2500	8.2743	8.2130
<b>23</b>							
<b>24</b>							
<b>25</b>	8.2086	8.2170	8.1767	8.2483	8.2743	8.2886	8.2300
<b>26</b>	8.1386	8.1410	8.0933	8.2000	8.2186	8.2229	8.1620
<b>27</b>	8.1443	8.1450	8.1311	8.2050	8.2200	8.2386	8.1721
<b>28</b>	8.0857	8.0840	8.0789	8.1543	8.1700	8.2000	8.1184
<b>Mo Avg</b>	8.1703	8.1872	8.1635	8.2337	8.2402	8.2809	8.2051

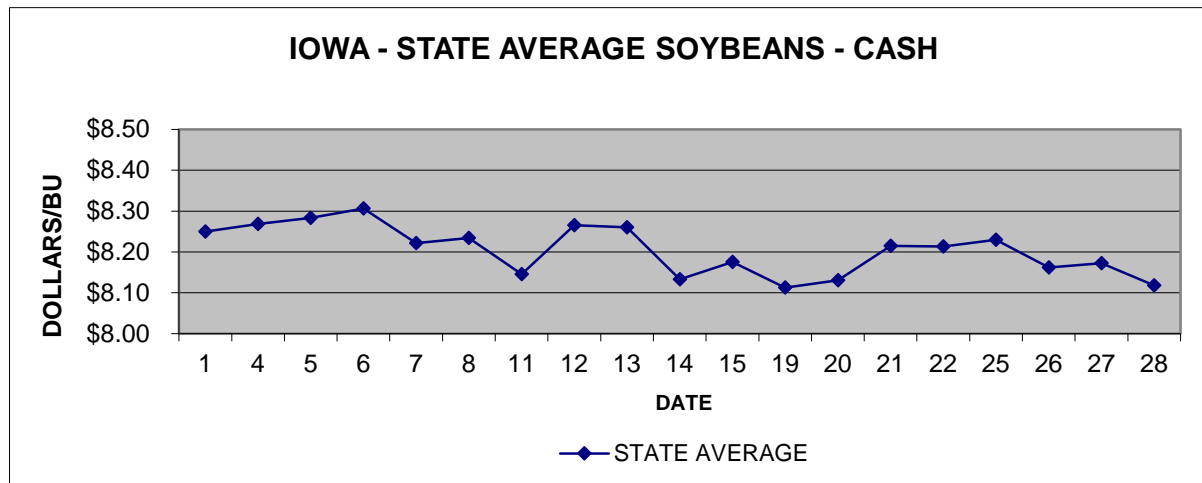
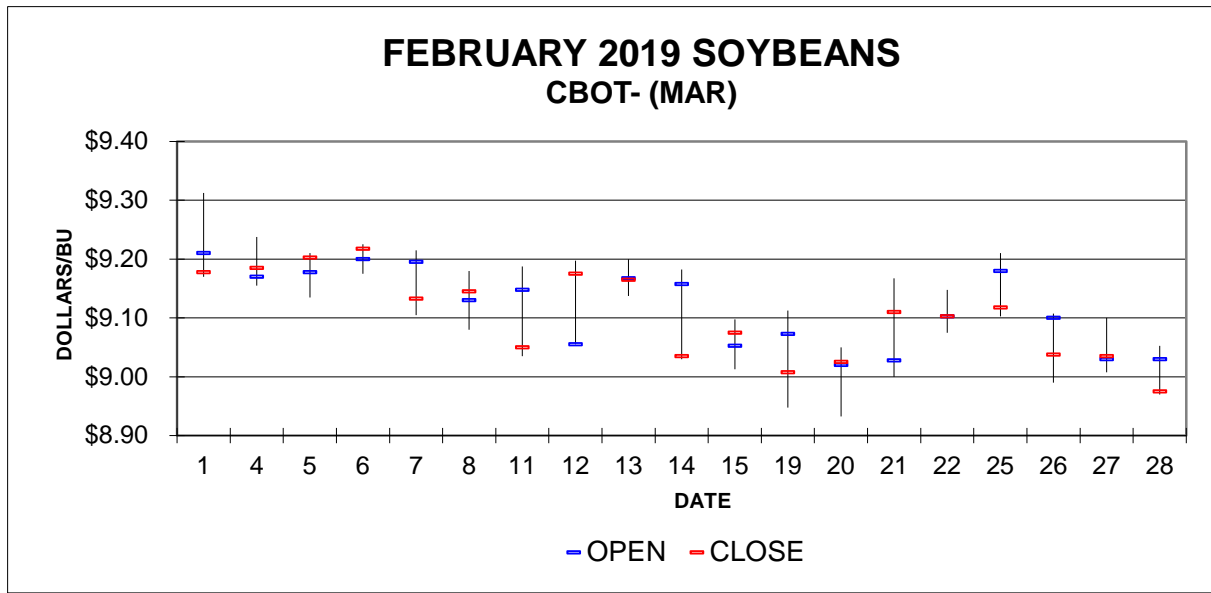
## IOWA DAILY SOYBEAN BASIS FOR FEBRUARY 2019

	<b>NW - I</b>	<b>NC - II</b>	<b>NE - III</b>	<b>SW - IV</b>	<b>SC - V</b>	<b>SE - VI</b>	<b>Basis Average</b>
<b>1</b>	-0.96	-0.95	-0.97	-0.89	-0.91	-0.87	-0.93
<b>2</b>							
<b>3</b>							
<b>4</b>	-0.96	-0.93	-0.95	-0.89	-0.89	-0.83	-0.92
<b>5</b>	-0.96	-0.93	-0.95	-0.90	-0.90	-0.84	-0.92
<b>6</b>	-0.95	-0.93	-0.95	-0.90	-0.89	-0.81	-0.91
<b>7</b>	-0.95	-0.93	-0.94	-0.89	-0.89	-0.82	-0.91
<b>8</b>	-0.95	-0.93	-0.94	-0.90	-0.89	-0.81	-0.91
<b>9</b>							
<b>10</b>							
<b>11</b>	-0.94	-0.93	-0.94	-0.87	-0.88	-0.81	-0.90
<b>12</b>	-0.94	-0.93	-0.95	-0.87	-0.88	-0.84	-0.91
<b>13</b>	-0.94	-0.93	-0.94	-0.86	-0.87	-0.84	-0.91
<b>14</b>	-0.94	-0.92	-0.95	-0.87	-0.87	-0.82	-0.90
<b>15</b>	-0.94	-0.92	-0.94	-0.87	-0.85	-0.82	-0.90
<b>16</b>							
<b>17</b>							
<b>18</b>							
<b>19</b>	-0.92	-0.91	-0.94	-0.87	-0.85	-0.83	-0.89
<b>20</b>	-0.93	-0.91	-0.94	-0.87	-0.85	-0.83	-0.89
<b>21</b>	-0.93	-0.91	-0.94	-0.87	-0.85	-0.82	-0.90
<b>22</b>	-0.93	-0.89	-0.94	-0.87	-0.85	-0.83	-0.89
<b>23</b>							
<b>24</b>							
<b>25</b>	-0.91	-0.90	-0.94	-0.87	-0.84	-0.83	-0.89
<b>26</b>	-0.90	-0.90	-0.94	-0.84	-0.82	-0.81	-0.88
<b>27</b>	-0.89	-0.89	-0.90	-0.83	-0.82	-0.80	-0.86
<b>28</b>	-0.89	-0.89	-0.90	-0.82	-0.81	-0.78	-0.86
<b>Mo Avg</b>	-0.93	-0.92	-0.94	-0.87	-0.86	-0.82	-0.90

Basis determined by using (MARCH) contract.

Prepared by Iowa Department of Agriculture and Land Stewardship

Agricultural Marketing Bureau, Des Moines, Iowa



Source: Iowa Department of Agriculture and Land Stewardship

## IOWA DAILY SOYBEAN RANGES FOR FEBRUARY 2019

	NW - I		NC - II		NE - III		SW - IV		SC - V		SE - VI	
	LOW	HIGH	LOW	HIGH	LOW	HIGH	LOW	HIGH	LOW	HIGH	LOW	HIGH
<b>1</b>	8.18	8.25	8.18	8.28	8.12	8.38	8.23	8.35	8.23	8.35	8.23	8.41
<b>2</b>												
<b>3</b>												
<b>4</b>	8.19	8.25	8.19	8.29	8.14	8.39	8.24	8.34	8.24	8.36	8.24	8.43
<b>5</b>	8.21	8.27	8.20	8.30	8.15	8.40	8.25	8.35	8.25	8.37	8.25	8.51
<b>6</b>	8.22	8.29	8.22	8.32	8.17	8.42	8.27	8.37	8.27	8.41	8.27	8.55
<b>7</b>	8.16	8.20	8.13	8.23	8.08	8.33	8.18	8.33	8.18	8.32	8.18	8.46
<b>8</b>	8.17	8.21	8.14	8.27	8.10	8.35	8.20	8.30	8.20	8.34	8.20	8.49
<b>9</b>												
<b>10</b>												
<b>11</b>	8.09	8.15	8.05	8.15	8.00	8.25	8.12	8.27	8.10	8.26	8.10	8.39
<b>12</b>	8.22	8.27	8.17	8.28	8.13	8.38	8.26	8.36	8.23	8.41	8.23	8.49
<b>13</b>	8.21	8.26	8.16	8.27	8.12	8.37	8.24	8.37	8.22	8.43	8.21	8.46
<b>14</b>	8.08	8.13	8.03	8.16	7.99	8.24	8.11	8.25	8.09	8.30	8.09	8.35
<b>15</b>	8.12	8.17	8.07	8.20	8.03	8.28	8.15	8.26	8.15	8.35	8.13	8.39
<b>16</b>												
<b>17</b>												
<b>18</b>												
<b>19</b>	8.05	8.11	8.01	8.16	7.96	8.21	8.08	8.21	8.08	8.30	8.06	8.32
<b>20</b>	8.07	8.12	8.03	8.17	7.98	8.23	8.11	8.23	8.10	8.32	8.10	8.32
<b>21</b>	8.11	8.21	8.09	8.26	8.06	8.31	8.19	8.31	8.18	8.40	8.18	8.40
<b>22</b>	8.15	8.20	8.16	8.25	8.05	8.30	8.18	8.30	8.17	8.39	8.17	8.40
<b>23</b>												
<b>24</b>												
<b>25</b>	8.16	8.25	8.11	8.28	8.07	8.32	8.20	8.32	8.19	8.41	8.18	8.42
<b>26</b>	8.08	8.20	8.04	8.20	7.99	8.24	8.16	8.27	8.12	8.32	8.11	8.37
<b>27</b>	8.08	8.20	8.04	8.22	7.99	8.24	8.16	8.27	8.12	8.34	8.12	8.37
<b>28</b>	8.02	8.16	7.98	8.15	7.93	8.19	8.10	8.22	8.10	8.27	8.07	8.38

Mo Avg	8.1703	8.1872	8.1635	8.2337	8.2402	8.2809
					State average	8.2051

Prepared by Iowa Department of Agriculture and Land Stewardship  
Agricultural Marketing Bureau, Des Moines, Iowa

## IOWA STATE AVERAGE CORN PRICES FOR FEBRUARY 2019

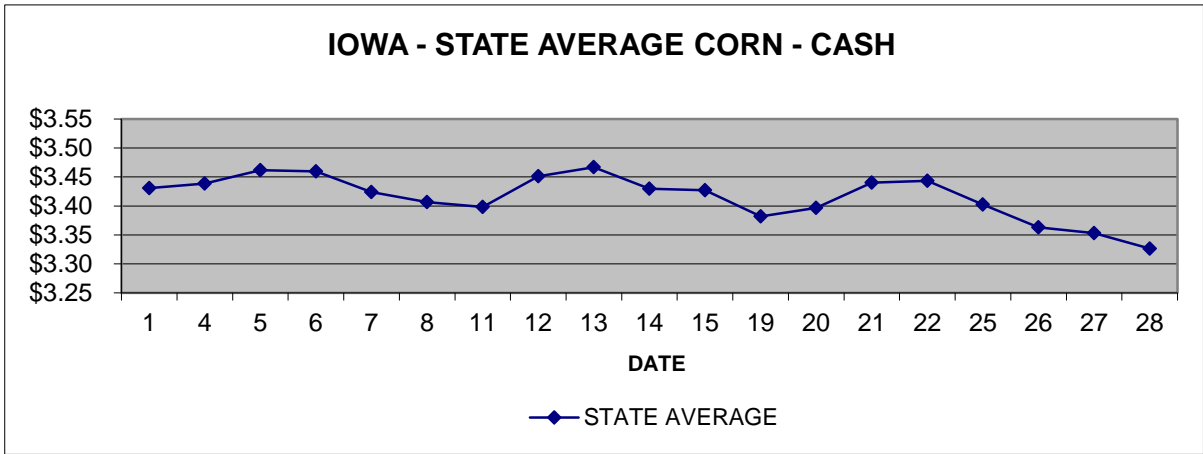
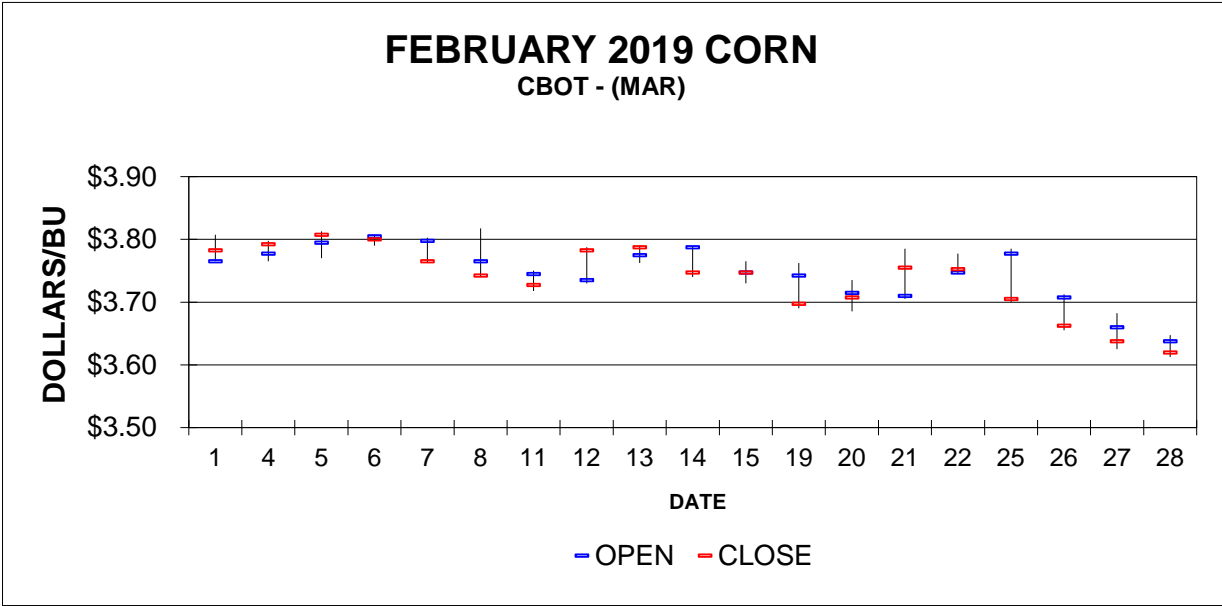
	NW - I	NC - II	NE - III	SW - IV	SC - V	SE - VI	State Average
<b>1</b>	3.4471	3.4230	3.4067	3.4657	3.4286	3.4214	3.4309
<b>2</b>							
<b>3</b>							
<b>4</b>	3.4571	3.4330	3.4056	3.4757	3.4343	3.4300	3.4385
<b>5</b>	3.4871	3.4540	3.4256	3.5067	3.4557	3.4450	3.4618
<b>6</b>	3.4886	3.4490	3.4256	3.5050	3.4471	3.4429	3.4595
<b>7</b>	3.4543	3.4120	3.3933	3.4614	3.4200	3.4086	3.4241
<b>8</b>	3.4343	3.3920	3.3800	3.4450	3.3929	3.4000	3.4065
<b>9</b>							
<b>10</b>							
<b>11</b>	3.4271	3.3820	3.3722	3.4314	3.3829	3.4000	3.3982
<b>12</b>	3.4843	3.4350	3.4311	3.4900	3.4183	3.4450	3.4515
<b>13</b>	3.4971	3.4470	3.4433	3.4943	3.4514	3.4771	3.4668
<b>14</b>	3.4571	3.4120	3.4033	3.4543	3.4100	3.4514	3.4298
<b>15</b>	3.4557	3.4140	3.3967	3.4514	3.4186	3.4329	3.4271
<b>16</b>							
<b>17</b>							
<b>18</b>							
<b>19</b>	3.4086	3.3680	3.3567	3.4267	3.3714	3.3671	3.3822
<b>20</b>	3.4229	3.3800	3.3689	3.4286	3.3843	3.4071	3.3968
<b>21</b>	3.4514	3.4270	3.4211	3.4800	3.4329	3.4414	3.4400
<b>22</b>	3.4757	3.4250	3.4138	3.4857	3.4300	3.4386	3.4434
<b>23</b>							
<b>24</b>							
<b>25</b>	3.4371	3.3780	3.3744	3.4550	3.3886	3.3929	3.4022
<b>26</b>	3.3986	3.3380	3.3467	3.4071	3.3429	3.3529	3.3631
<b>27</b>	3.3814	3.3180	3.3411	3.4017	3.3286	3.3700	3.3529
<b>28</b>	3.3557	3.3030	3.3156	3.3657	3.3100	3.3171	3.3264
<b>Mo Avg</b>	3.4432	3.3995	3.3906	3.4543	3.4025	3.4127	3.4159

## IOWA DAILY CORN BASIS FOR FEBRUARY 2019

	<b>NW - I</b>	<b>NC - II</b>	<b>NE - III</b>	<b>SW - IV</b>	<b>SC - V</b>	<b>SE - VI</b>	<b>Basis Average</b>
<b>1</b>	-0.34	-0.36	-0.38	-0.32	-0.35	-0.36	-0.35
<b>2</b>							
<b>3</b>							
<b>4</b>	-0.34	-0.36	-0.39	-0.32	-0.36	-0.36	-0.35
<b>5</b>	-0.32	-0.35	-0.38	-0.30	-0.35	-0.36	-0.35
<b>6</b>	-0.31	-0.35	-0.37	-0.29	-0.35	-0.36	-0.34
<b>7</b>	-0.31	-0.35	-0.37	-0.30	-0.35	-0.36	-0.34
<b>8</b>	-0.31	-0.35	-0.36	-0.30	-0.35	-0.34	-0.34
<b>9</b>							
<b>10</b>							
<b>11</b>	-0.30	-0.35	-0.36	-0.30	-0.34	-0.33	-0.33
<b>12</b>	-0.30	-0.35	-0.35	-0.29	-0.36	-0.34	-0.33
<b>13</b>	-0.29	-0.34	-0.34	-0.29	-0.34	-0.31	-0.32
<b>14</b>	-0.29	-0.34	-0.34	-0.29	-0.34	-0.30	-0.32
<b>15</b>	-0.29	-0.33	-0.35	-0.30	-0.33	-0.31	-0.32
<b>16</b>							
<b>17</b>							
<b>18</b>							
<b>19</b>	-0.29	-0.33	-0.34	-0.27	-0.33	-0.33	-0.32
<b>20</b>	-0.28	-0.33	-0.34	-0.28	-0.32	-0.30	-0.31
<b>21</b>	-0.30	-0.33	-0.33	-0.28	-0.32	-0.31	-0.31
<b>22</b>	-0.28	-0.33	-0.34	-0.27	-0.32	-0.31	-0.31
<b>23</b>							
<b>24</b>							
<b>25</b>	-0.27	-0.33	-0.33	-0.25	-0.32	-0.31	-0.30
<b>26</b>	-0.26	-0.32	-0.32	-0.26	-0.32	-0.31	-0.30
<b>27</b>	-0.26	-0.32	-0.30	-0.24	-0.31	-0.27	-0.28
<b>28</b>	-0.26	-0.32	-0.30	-0.25	-0.31	-0.30	-0.29
<b>Mo Avg</b>	-0.29	-0.34	-0.35	-0.28	-0.34	-0.33	-0.32

Basis determined by using (MARCH) contract.

Prepared by Iowa Department of Agriculture and Land Stewardship  
Agricultural Marketing Bureau, Des Moines, Iowa



Source: Iowa Department of Agriculture and Land Stewardship

## IOWA DAILY CORN RANGES FOR FEBRUARY 2019

	NW - I		NC - II		NE - III		SW - IV		SC - V		SE - VI	
	LOW	HIGH	LOW	HIGH	LOW	HIGH	LOW	HIGH	LOW	HIGH	LOW	HIGH
<b>1</b>	3.39	3.54	3.33	3.50	3.31	3.53	3.40	3.51	3.36	3.57	3.33	3.65
<b>2</b>												
<b>3</b>												
<b>4</b>	3.40	3.55	3.34	3.51	3.32	3.47	3.41	3.52	3.37	3.57	3.34	3.66
<b>5</b>	3.44	3.60	3.36	3.53	3.33	3.49	3.45	3.54	3.39	3.60	3.35	3.68
<b>6</b>	3.43	3.59	3.35	3.52	3.36	3.49	3.46	3.53	3.38	3.58	3.35	3.67
<b>7</b>	3.40	3.56	3.32	3.48	3.34	3.49	3.40	3.50	3.35	3.55	3.32	3.64
<b>8</b>	3.37	3.53	3.29	3.46	3.31	3.51	3.40	3.47	3.32	3.52	3.31	3.61
<b>9</b>												
<b>10</b>												
<b>11</b>	3.36	3.52	3.28	3.45	3.30	3.53	3.37	3.48	3.31	3.51	3.31	3.60
<b>12</b>	3.41	3.59	3.33	3.50	3.35	3.63	3.44	3.53	3.36	3.58	3.36	3.65
<b>13</b>	3.44	3.60	3.34	3.51	3.37	3.64	3.43	3.54	3.37	3.60	3.37	3.66
<b>14</b>	3.40	3.56	3.30	3.48	3.32	3.61	3.37	3.50	3.33	3.55	3.33	3.62
<b>15</b>	3.40	3.56	3.30	3.48	3.32	3.55	3.37	3.50	3.34	3.55	3.33	3.62
<b>16</b>												
<b>17</b>												
<b>18</b>												
<b>19</b>	3.35	3.51	3.25	3.43	3.27	3.48	3.37	3.48	3.29	3.51	3.28	3.57
<b>20</b>	3.36	3.55	3.26	3.44	3.28	3.51	3.38	3.49	3.31	3.53	3.30	3.61
<b>21</b>	3.41	3.55	3.31	3.49	3.33	3.54	3.42	3.54	3.36	3.59	3.33	3.66
<b>22</b>	3.40	3.59	3.30	3.48	3.32	3.53	3.43	3.53	3.35	3.58	3.33	3.65
<b>23</b>												
<b>24</b>												
<b>25</b>	3.38	3.55	3.26	3.44	3.28	3.46	3.41	3.50	3.31	3.54	3.28	3.61
<b>26</b>	3.33	3.50	3.21	3.40	3.24	3.43	3.34	3.46	3.26	3.50	3.23	3.56
<b>27</b>	3.31	3.50	3.19	3.38	3.23	3.41	3.35	3.45	3.24	3.48	3.24	3.54
<b>28</b>	3.29	3.47	3.17	3.35	3.20	3.39	3.29	3.43	3.22	3.48	3.22	3.49

Mo Avg	3.4432	3.3995	3.3906	3.4543	3.4025	3.4127
					State average	3.4159

Prepared by Iowa Department of Agriculture and Land Stewardship  
Agricultural Marketing Bureau, Des Moines, Iowa



## IOWA STATE AVERAGE CORN PRICES FOR MARCH 2019

	NW - I	NC - II	NE - III	SW - IV	SC - V	SE - VI	State Average
<b>1</b>	3.3829	3.3340	3.3244	3.4033	3.3386	3.3229	3.3505
<b>2</b>							
<b>3</b>							
<b>4</b>	3.4171	3.3640	3.3656	3.4533	3.4014	3.3614	3.3895
<b>5</b>	3.4271	3.3970	3.3756	3.4667	3.4129	3.3714	3.4067
<b>6</b>	3.3986	3.3730	3.3567	3.4500	3.3914	3.3514	3.3843
<b>7</b>	3.3371	3.2970	3.2956	3.3786	3.3143	3.3000	3.3173
<b>8</b>	3.3483	3.3271	3.2850	3.3750	3.3171	3.2833	3.3244
<b>9</b>							
<b>10</b>							
<b>11</b>	3.3214	3.2860	3.2756	3.3617	3.2829	3.2600	3.2979
<b>12</b>	3.3671	3.3280	3.3078	3.3957	3.3429	3.2971	3.3389
<b>13</b>	3.3380	3.3329	3.3340	3.4020	3.3900	3.2880	3.3423
<b>14</b>	3.4471	3.3740	3.3843	3.4500	3.3943	3.3486	3.3995
<b>15</b>	3.4771	3.4078	3.4044	3.4817	3.4271	3.3686	3.4281
<b>16</b>							
<b>17</b>							
<b>18</b>	3.4600	3.3970	3.3856	3.4683	3.4171	3.3743	3.4163
<b>19</b>	3.4614	3.3940	3.3844	3.4729	3.4086	3.3643	3.4142
<b>20</b>	3.4643	3.4020	3.3844	3.4833	3.4271	3.3700	3.4206
<b>21</b>	3.5043	3.4470	3.4244	3.5171	3.4743	3.4186	3.4629
<b>22</b>	3.5214	3.4670	3.4644	3.5343	3.4943	3.4443	3.4861
<b>23</b>							
<b>24</b>							
<b>25</b>	3.5400	3.4850	3.4844	3.5633	3.5157	3.4686	3.5070
<b>26</b>	3.5157	3.4600	3.4667	3.5383	3.4886	3.4471	3.4836
<b>27</b>	3.4943	3.4290	3.4267	3.5083	3.4557	3.4157	3.4530
<b>28</b>	3.5000	3.4320	3.4225	3.5083	3.4417	3.4186	3.4535
<b>29</b>	3.3257	3.2560	3.2511	3.3283	3.2843	3.2343	3.2787
<b>30</b>							
<b>31</b>							
Mo Avg	3.4309	3.3805	3.3716	3.4543	3.4010	3.3575	3.3979

## IOWA STATE AVERAGE BEAN PRICES FOR MARCH 2019

	NW - I	NC - II	NE - III	SW - IV	SC - V	SE - VI	State Average
<b>1</b>	8.1071	8.1090	8.1333	8.1750	8.1886	8.2329	8.1461
<b>2</b>							
<b>3</b>							
<b>4</b>	8.1586	8.1560	8.1856	8.2300	8.2300	8.2871	8.1963
<b>5</b>	8.1371	8.1470	8.1678	8.2133	8.2143	8.2857	8.1825
<b>6</b>	8.0186	8.0360	8.0511	8.0967	8.1043	8.1871	8.0700
<b>7</b>	8.0300	8.0400	8.0678	8.1200	8.1157	8.2117	8.0836
<b>8</b>	7.9783	8.0143	8.0150	8.0517	8.0529	8.2100	8.0415
<b>9</b>							
<b>10</b>							
<b>11</b>	7.9314	7.9550	7.9544	8.0117	8.0057	8.1000	7.9824
<b>12</b>	8.0043	8.0250	8.0300	8.0943	8.0800	8.1771	8.0570
<b>13</b>	8.0860	8.0714	8.0920	8.1300	8.1520	8.2200	8.1139
<b>14</b>	8.0357	8.0570	8.0500	8.1129	8.1114	8.2243	8.0872
<b>15</b>	8.1429	8.1689	8.1578	8.2067	8.2257	8.3414	8.1957
<b>16</b>							
<b>17</b>							
<b>18</b>	8.1171	8.1300	8.1322	8.1627	8.2071	8.2743	8.1591
<b>19</b>	8.1043	8.1300	8.1144	8.1857	8.1943	8.2957	8.1590
<b>20</b>	8.1286	8.1540	8.1367	8.2067	8.2286	8.3129	8.1825
<b>21</b>	8.1657	8.2020	8.1722	8.2614	8.2614	8.3200	8.2206
<b>22</b>	8.1029	8.1360	8.1289	8.1943	8.1943	8.2529	8.1578
<b>23</b>							
<b>24</b>							
<b>25</b>	8.1271	8.1620	8.1367	8.2133	8.2214	8.2757	8.1797
<b>26</b>	8.0729	8.1110	8.0967	8.1567	8.1643	8.2186	8.1271
<b>27</b>	7.9400	7.9770	7.9678	8.0233	8.0314	8.0657	7.9918
<b>28</b>	7.9643	8.0020	7.9588	8.0467	8.0533	8.1057	8.0137
<b>29</b>	7.9114	7.9230	7.9456	7.9900	7.9943	8.0514	7.9576
<b>30</b>							
<b>31</b>							
Mo Avg	8.0602	8.0813	8.0807	8.1373	8.1443	8.2214	8.1098

## IOWA DAILY CORN BASIS FOR MARCH 2019

	<b>NW - I</b>	<b>NC - II</b>	<b>NE - III</b>	<b>SW - IV</b>	<b>SC - V</b>	<b>SE - VI</b>	<b>Basis Average</b>
<b>1</b>	-0.35	-0.40	-0.41	-0.33	-0.39	-0.41	-0.38
<b>2</b>							
<b>3</b>							
<b>4</b>	-0.33	-0.38	-0.38	-0.29	-0.35	-0.39	-0.36
<b>5</b>	-0.33	-0.36	-0.38	-0.29	-0.34	-0.39	-0.35
<b>6</b>	-0.33	-0.35	-0.37	-0.27	-0.33	-0.37	-0.34
<b>7</b>	-0.32	-0.36	-0.36	-0.27	-0.34	-0.35	-0.34
<b>8</b>	-0.29	-0.32	-0.36	-0.27	-0.33	-0.36	-0.32
<b>9</b>							
<b>10</b>							
<b>11</b>	-0.30	-0.33	-0.34	-0.26	-0.34	-0.36	-0.32
<b>12</b>	-0.29	-0.33	-0.35	-0.26	-0.31	-0.36	-0.32
<b>13</b>	-0.33	-0.33	-0.33	-0.26	-0.28	-0.38	-0.32
<b>14</b>	-0.26	-0.33	-0.32	-0.25	-0.31	-0.35	-0.30
<b>15</b>	-0.26	-0.32	-0.33	-0.25	-0.31	-0.36	-0.30
<b>16</b>							
<b>17</b>							
<b>18</b>	-0.26	-0.32	-0.33	-0.25	-0.30	-0.34	-0.30
<b>19</b>	-0.25	-0.32	-0.33	-0.24	-0.30	-0.35	-0.30
<b>20</b>	-0.25	-0.31	-0.33	-0.23	-0.29	-0.34	-0.29
<b>21</b>	-0.26	-0.32	-0.34	-0.25	-0.29	-0.34	-0.30
<b>22</b>	-0.26	-0.32	-0.32	-0.25	-0.29	-0.34	-0.30
<b>23</b>							
<b>24</b>							
<b>25</b>	-0.26	-0.31	-0.31	-0.23	-0.28	-0.33	-0.29
<b>26</b>	-0.26	-0.31	-0.31	-0.23	-0.28	-0.33	-0.29
<b>27</b>	-0.24	-0.31	-0.31	-0.23	-0.28	-0.32	-0.28
<b>28</b>	-0.24	-0.31	-0.32	-0.23	-0.30	-0.32	-0.29
<b>29</b>	-0.24	-0.31	-0.31	-0.24	-0.28	-0.33	-0.29
<b>Mo Avg</b>	-0.28	-0.33	-0.34	-0.26	-0.31	-0.35	-0.31

Basis determined by using (MAY) contract.

Prepared by Iowa Department of Agriculture and Land Stewardship  
Agricultural Marketing Bureau, Des Moines, Iowa

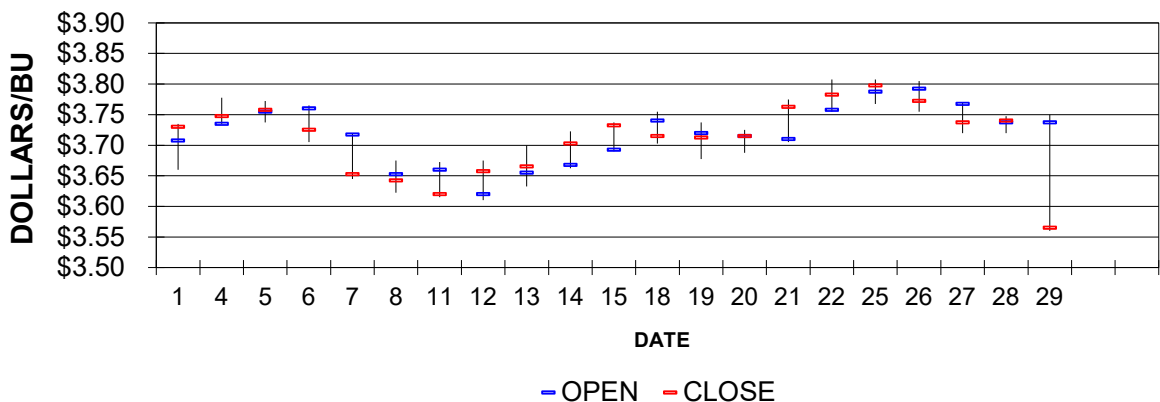
## IOWA DAILY SOYBEAN BASIS FORMARCH 2019

	<b>NW - I</b>	<b>NC - II</b>	<b>NE - III</b>	<b>SW - IV</b>	<b>SC - V</b>	<b>SE - VI</b>	<b>Basis Average</b>
<b>1</b>	-1.01	-1.01	-0.98	-0.94	-0.93	-0.88	-0.97
<b>2</b>							
<b>3</b>							
<b>4</b>	-1.00	-1.00	-0.97	-0.93	-0.93	-0.87	-0.96
<b>5</b>	-1.00	-0.99	-0.97	-0.92	-0.92	-0.85	-0.95
<b>6</b>	-1.00	-0.98	-0.97	-0.92	-0.92	-0.83	-0.95
<b>7</b>	-1.00	-0.98	-0.96	-0.90	-0.91	-0.81	-0.94
<b>8</b>	-0.98	-0.94	-0.94	-0.91	-0.90	-0.75	-0.92
<b>9</b>							
<b>10</b>							
<b>11</b>	-0.97	-0.94	-0.95	-0.89	-0.89	-0.80	-0.92
<b>12</b>	-0.97	-0.95	-0.94	-0.88	-0.89	-0.79	-0.91
<b>13</b>	-0.92	-0.94	-0.92	-0.88	-0.86	-0.79	-0.90
<b>14</b>	-0.95	-0.93	-0.93	-0.87	-0.87	-0.76	-0.90
<b>15</b>	-0.95	-0.92	-0.93	-0.89	-0.87	-0.75	-0.90
<b>16</b>							
<b>17</b>							
<b>18</b>	-0.94	-0.93	-0.93	-0.89	-0.85	-0.78	-0.90
<b>19</b>	-0.94	-0.91	-0.93	-0.85	-0.85	-0.74	-0.88
<b>20</b>	-0.93	-0.91	-0.92	-0.85	-0.83	-0.75	-0.88
<b>21</b>	-0.94	-0.90	-0.93	-0.84	-0.84	-0.79	-0.88
<b>22</b>	-0.93	-0.90	-0.91	-0.84	-0.84	-0.78	-0.88
<b>23</b>							
<b>24</b>							
<b>25</b>	-0.94	-0.90	-0.93	-0.85	-0.84	-0.79	-0.89
<b>26</b>	-0.93	-0.90	-0.91	-0.85	-0.84	-0.79	-0.88
<b>27</b>	-0.94	-0.90	-0.91	-0.85	-0.84	-0.81	-0.88
<b>28</b>	-0.93	-0.89	-0.94	-0.85	-0.84	-0.79	-0.88
<b>29</b>	-0.93	-0.92	-0.90	-0.85	-0.85	-0.79	-0.88
<b>Mo Avg</b>	-0.96	-0.94	-0.94	-0.88	-0.87	-0.80	-0.91

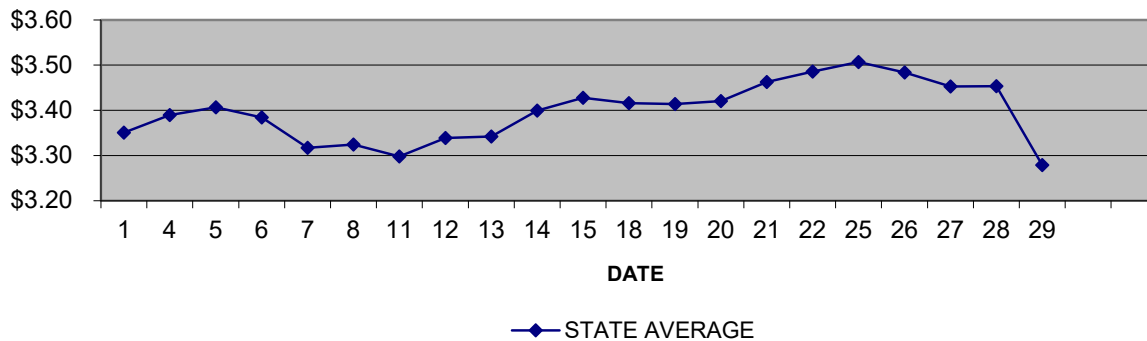
Basis determined by using (MAY) contract.

Prepared by Iowa Department of Agriculture and Land Stewardship  
Agricultural Marketing Bureau, Des Moines, Iowa

### MARCH 2019 CORN CBOT - (MAY)



### IOWA - STATE AVERAGE CORN - CASH



Source: Iowa Department of Agriculture and Land Stewardship

## IOWA DAILY CORN RANGES FOR MARCH 2019

	NW - I		NC - II		NE - III		SW - IV		SC - V		SE - VI	
	LOW	HIGH	LOW	HIGH	LOW	HIGH	LOW	HIGH	LOW	HIGH	LOW	HIGH
<b>1</b>	3.34	3.50	3.20	3.41	3.22	3.41	3.34	3.45	3.24	3.52	3.23	3.51
<b>2</b>												
<b>3</b>												
<b>4</b>	3.36	3.52	3.21	3.44	3.24	3.42	3.41	3.50	3.31	3.56	3.27	3.53
<b>5</b>	3.37	3.53	3.30	3.47	3.25	3.43	3.42	3.51	3.32	3.58	3.29	3.54
<b>6</b>	3.34	3.50	3.27	3.44	3.25	3.45	3.39	3.52	3.33	3.56	3.25	3.51
<b>7</b>	3.26	3.44	3.19	3.37	3.18	3.37	3.31	3.44	3.25	3.48	3.24	3.43
<b>8</b>	3.27	3.45	3.20	3.38	3.17	3.38	3.32	3.43	3.25	3.48	3.19	3.42
<b>9</b>												
<b>10</b>												
<b>11</b>	3.25	3.40	3.16	3.36	3.20	3.36	3.30	3.41	3.18	3.46	3.15	3.40
<b>12</b>	3.28	3.49	3.20	3.40	3.23	3.36	3.34	3.45	3.27	3.51	3.19	3.44
<b>13</b>	3.31	3.37	3.21	3.40	3.29	3.37	3.35	3.46	3.29	3.52	3.19	3.37
<b>14</b>	3.36	3.58	3.24	3.44	3.34	3.43	3.39	3.51	3.31	3.57	3.23	3.48
<b>15</b>	3.39	3.61	3.27	3.47	3.31	3.50	3.42	3.54	3.34	3.62	3.26	3.51
<b>16</b>												
<b>17</b>												
<b>18</b>	3.37	3.59	3.26	3.46	3.29	3.49	3.41	3.53	3.33	3.61	3.24	3.55
<b>19</b>	3.37	3.61	3.25	3.46	3.31	3.48	3.42	3.52	3.32	3.61	3.24	3.54
<b>20</b>	3.37	3.62	3.26	3.46	3.31	3.49	3.42	3.53	3.33	3.62	3.24	3.55
<b>21</b>	3.41	3.66	3.30	3.50	3.31	3.50	3.46	3.57	3.38	3.66	3.29	3.59
<b>22</b>	3.44	3.65	3.32	3.52	3.38	3.54	3.48	3.59	3.40	3.68	3.35	3.61
<b>23</b>												
<b>24</b>												
<b>25</b>	3.45	3.67	3.34	3.54	3.39	3.56	3.51	3.61	3.42	3.70	3.38	3.65
<b>26</b>	3.43	3.67	3.31	3.51	3.37	3.57	3.48	3.58	3.39	3.67	3.35	3.62
<b>27</b>	3.45	3.64	3.28	3.48	3.33	3.50	3.45	3.55	3.36	3.64	3.31	3.59
<b>28</b>	3.45	3.64	3.28	3.49	3.34	3.50	3.45	3.55	3.36	3.64	3.31	3.59
<b>29</b>	3.27	3.49	3.11	3.31	3.16	3.33	3.27	3.38	3.19	3.47	3.04	3.42
<b>30</b>												
<b>31</b>												
Mo Avg	3.4309		3.3805		3.3716		3.4543		3.4010		3.3575	
									State average		3.3979	

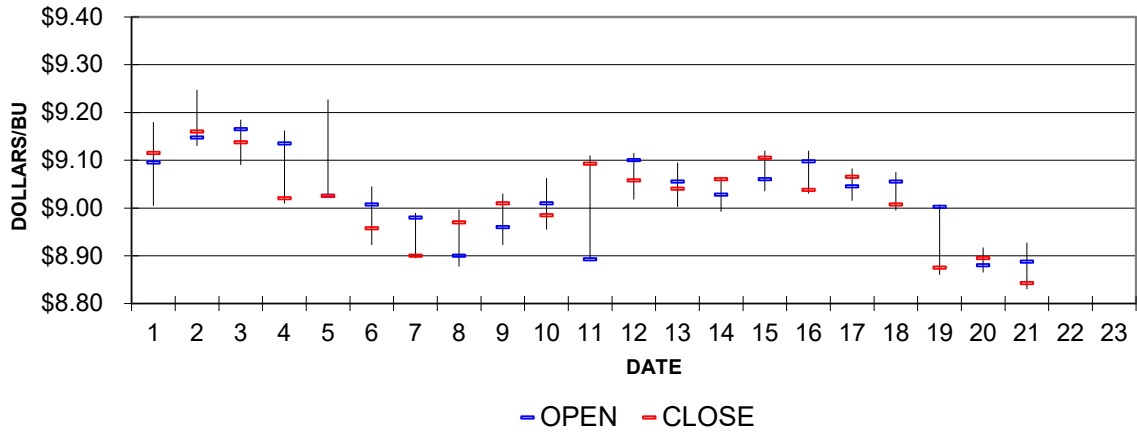
Prepared by Iowa Department of Agriculture and Land Stewardship  
Agricultural Marketing Bureau, Des Moines, Iowa

## IOWA DAILY SOYBEAN RANGES FOR MARCH 2019

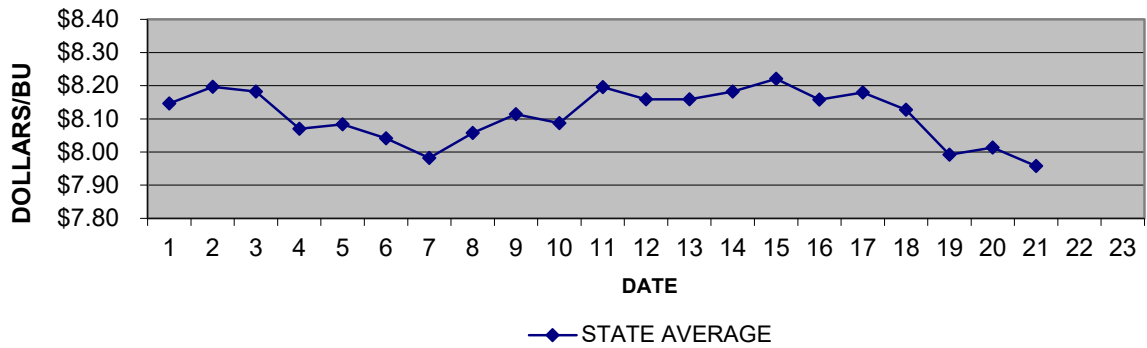
	NW - I		NC - II		NE - III		SW - IV		SC - V		SE - VI	
	LOW	HIGH	LOW	HIGH	LOW	HIGH	LOW	HIGH	LOW	HIGH	LOW	HIGH
<b>1</b>	8.05	8.17	8.02	8.16	8.02	8.24	8.12	8.24	8.12	8.29	8.12	8.37
<b>2</b>												
<b>3</b>												
<b>4</b>	8.13	8.22	8.07	8.21	8.06	8.28	8.16	8.27	8.16	8.33	8.16	8.44
<b>5</b>	8.10	8.20	8.07	8.19	8.04	8.26	8.14	8.26	8.14	8.31	8.14	8.42
<b>6</b>	7.99	8.08	7.97	8.09	7.92	8.16	8.04	8.14	8.04	8.19	8.02	8.34
<b>7</b>	7.99	8.11	7.97	8.10	7.93	8.21	8.04	8.17	8.05	8.20	8.10	8.39
<b>8</b>	7.93	8.05	7.93	8.06	7.86	8.14	7.98	8.11	7.98	8.16	8.10	8.46
<b>9</b>												
<b>10</b>												
<b>11</b>	7.85	8.03	7.87	8.00	7.80	8.08	7.94	8.08	7.95	8.10	7.97	8.22
<b>12</b>	7.94	8.10	7.94	8.07	7.91	8.15	8.01	8.17	8.02	8.20	8.04	8.30
<b>13</b>	8.03	8.17	7.98	8.11	7.91	8.24	8.05	8.19	8.11	8.24	8.17	8.28
<b>14</b>	7.95	8.11	7.96	8.13	7.89	8.24	8.03	8.18	8.05	8.22	8.06	8.39
<b>15</b>	8.06	8.22	8.06	8.24	8.04	8.34	8.13	8.27	8.15	8.34	8.16	8.53
<b>16</b>												
<b>17</b>												
<b>18</b>	8.03	8.21	8.03	8.21	8.01	8.31	8.03	8.23	8.12	8.33	8.12	8.47
<b>19</b>	8.01	8.19	8.07	8.19	7.99	8.26	8.11	8.24	8.10	8.34	8.11	8.44
<b>20</b>	8.03	8.21	8.09	8.21	8.03	8.30	8.16	8.26	8.14	8.36	8.13	8.46
<b>21</b>	8.08	8.25	8.13	8.25	8.06	8.35	8.21	8.31	8.19	8.41	8.18	8.46
<b>22</b>	8.01	8.19	8.06	8.19	7.99	8.33	8.14	8.24	8.12	8.34	8.14	8.39
<b>23</b>												
<b>24</b>												
<b>25</b>	8.04	8.21	8.10	8.21	8.00	8.25	8.17	8.27	8.15	8.37	8.15	8.41
<b>26</b>	7.98	8.16	8.06	8.16	7.97	8.25	8.11	8.21	8.09	8.31	8.11	8.31
<b>27</b>	7.85	8.02	7.93	8.02	7.80	8.25	7.98	8.08	7.96	8.18	7.98	8.18
<b>28</b>	7.90	8.04	7.94	8.05	7.84	8.03	8.00	8.12	7.98	8.20	8.00	8.19
<b>29</b>	7.84	7.99	7.70	7.99	7.79	8.19	7.94	8.06	7.92	8.14	7.94	8.14
<b>30</b>												
<b>31</b>												
Mo Avg	8.0602		8.0813		8.0807		8.1373		8.1443		8.2214	
	State average										8.1098	

Prepared by Iowa Department of Agriculture and Land Stewardship  
Agricultural Marketing Bureau, Des Moines, Iowa

### MARCH 2019 SOYBEANS CBOT- (MAY)



### IOWA - STATE AVERAGE SOYBEANS - CASH



Source: Iowa Department of Agriculture and Land Stewardship



## IOWA STATE AVERAGE BEAN PRICES FOR APRIL 2019

	NW - I	NC - II	NE - III	SW - IV	SC - V	SE - VI	State Average
<b>1</b>	8.0257	8.0630	8.0522	8.1150	8.1143	8.1657	8.0799
<b>2</b>	8.0757	8.1140	8.1100	8.1714	8.1600	8.1867	8.1279
<b>3</b>	8.0743	8.1060	8.1044	8.1629	8.1686	8.1786	8.1233
<b>4</b>	8.1486	8.1830	8.1944	8.2333	8.2586	8.2571	8.2019
<b>5</b>	8.0833	8.1233	8.0971	8.1667	8.1733	8.2067	8.1337
<b>6</b>							
<b>7</b>							
<b>8</b>	8.0871	8.1090	8.1267	8.1683	8.1743	8.2029	8.1344
<b>9</b>	8.0900	8.1160	8.1289	8.1800	8.1771	8.2143	8.1407
<b>10</b>	8.1214	8.1470	8.1789	8.2114	8.2071	8.2471	8.1744
<b>11</b>	8.0543	8.0810	8.1067	8.1517	8.1514	8.1643	8.1072
<b>12</b>	8.0543	8.0810	8.1111	8.1517	8.1514	8.1614	8.1074
<b>13</b>							
<b>14</b>							
<b>15</b>	8.0929	8.1220	8.1433	8.1929	8.1986	8.1957	8.1465
<b>16</b>	7.9957	8.0233	8.0500	8.0817	8.0871	8.0971	8.0456
<b>17</b>	7.9143	7.9260	7.9567	7.9917	7.9971	8.0200	7.9569
<b>18</b>	7.9417	7.9460	7.9800	8.0200	8.0157	8.0433	7.9805
<b>19</b>							
<b>20</b>							
<b>21</b>							
<b>22</b>	7.9200	7.9180	7.9400	7.9917	7.9886	8.0014	7.9506
<b>23</b>	7.7743	7.7700	7.8111	7.8450	7.8529	7.8714	7.8094
<b>24</b>	7.7229	7.7060	7.7500	7.8000	7.7971	7.8143	7.7532
<b>25</b>	7.7686	7.7470	7.7911	7.8517	7.8386	7.8700	7.7988
<b>26</b>	7.7214	7.7030	7.7411	7.7914	7.7857	7.8343	7.7510
<b>27</b>							
<b>28</b>							
<b>29</b>	7.6614	7.6350	7.6700	7.7457	7.7357	7.7400	7.6863
<b>30</b>	7.5957	7.5860	7.6444	7.6771	7.6700	7.7000	7.6330
Mo Avg	7.9487	7.9622	7.9852	8.0334	8.0335	8.0558	7.9925

Prepared by Iowa Department of Agriculture and Land Stewardship  
Agricultural Marketing Bureau, Des Moines, Iowa

## IOWA STATE AVERAGE CORN PRICES FOR APRIL 2019

	NW - I	NC - II	NE - III	SW - IV	SC - V	SE - VI	State Average
<b>1</b>	3.3857	3.3170	3.3067	3.3833	3.3429	3.3057	3.3388
<b>2</b>	3.3857	3.3190	3.3133	3.3743	3.3400	3.3017	3.3387
<b>3</b>	3.4014	3.3400	3.3267	3.3886	3.3529	3.3271	3.3563
<b>4</b>	3.4314	3.3931	3.3544	3.4217	3.3771	3.3457	3.3912
<b>5</b>	3.4083	3.3467	3.3157	3.3850	3.3667	3.3350	3.3593
<b>6</b>							
<b>7</b>							
<b>8</b>	3.3814	3.3140	3.3078	3.3717	3.3183	3.3071	3.3339
<b>9</b>	3.3900	3.3300	3.3178	3.3686	3.3429	3.3086	3.3439
<b>10</b>	3.4114	3.3510	3.3433	3.3943	3.3629	3.3371	3.3672
<b>11</b>	3.4014	3.3370	3.3244	3.3817	3.3486	3.3214	3.3531
<b>12</b>	3.4100	3.3480	3.3444	3.3967	3.3629	3.3286	3.3655
<b>13</b>							
<b>14</b>							
<b>15</b>	3.4329	3.3760	3.3611	3.4214	3.3829	3.3543	3.3891
<b>16</b>	3.4000	3.3422	3.3333	3.3933	3.3457	3.3143	3.3563
<b>17</b>	3.4043	3.3360	3.3279	3.3883	3.3429	3.3143	3.3536
<b>18</b>	3.4183	3.3450	3.3463	3.4150	3.3543	3.3300	3.3685
<b>19</b>							
<b>20</b>							
<b>21</b>							
<b>22</b>	3.3800	3.3170	3.2938	3.3783	3.3300	3.2900	3.3318
<b>23</b>	3.3471	3.2850	3.2656	3.3450	3.2971	3.2657	3.3010
<b>24</b>	3.3243	3.2510	3.2244	3.3214	3.2629	3.2400	3.2704
<b>25</b>	3.3343	3.2580	3.2322	3.3317	3.2714	3.2557	3.2797
<b>26</b>	3.3771	3.3020	3.2900	3.3671	3.3100	3.3114	3.3257
<b>27</b>							
<b>28</b>							
<b>29</b>	3.3871	3.3130	3.2911	3.3871	3.3300	3.2857	3.3323
<b>30</b>	3.3957	3.3240	3.2933	3.3943	3.3429	3.2929	3.3405
Mo Avg	3.3909	3.3260	3.3102	3.3814	3.3374	3.3082	3.3427

Prepared by Iowa Department of Agriculture and Land Stewardship  
Agricultural Marketing Bureau, Des Moines, Iowa

## IOWA DAILY SOYBEAN BASIS FOR April 2019

	NW - I	NC - II	NE - III	SW - IV	SC - V	SE - VI	Basis Average
<b>1</b>	-0.93	-0.89	-0.90	-0.84	-0.84	-0.79	-0.88
<b>2</b>	-0.92	-0.89	-0.89	-0.83	-0.84	-0.81	-0.87
<b>3</b>	-0.91	-0.88	-0.88	-0.82	-0.82	-0.81	-0.86
<b>4</b>	-0.92	-0.88	-0.87	-0.83	-0.81	-0.81	-0.86
<b>5</b>	-0.91	-0.87	-0.89	-0.82	-0.82	-0.78	-0.86
<b>6</b>							
<b>7</b>							
<b>8</b>	-0.90	-0.88	-0.86	-0.82	-0.81	-0.78	-0.85
<b>9</b>	-0.90	-0.87	-0.86	-0.81	-0.81	-0.77	-0.85
<b>10</b>	-0.90	-0.87	-0.84	-0.81	-0.81	-0.77	-0.85
<b>11</b>	-0.90	-0.87	-0.85	-0.80	-0.80	-0.79	-0.85
<b>12</b>	-0.90	-0.87	-0.84	-0.80	-0.80	-0.79	-0.85
<b>13</b>							
<b>14</b>							
<b>15</b>	-0.85	-0.83	-0.80	-0.75	-0.75	-0.75	-0.84
<b>16</b>	-0.88	-0.86	-0.83	-0.80	-0.79	-0.78	-0.83
<b>17</b>	-0.88	-0.86	-0.83	-0.80	-0.79	-0.77	-0.83
<b>18</b>	-0.86	-0.86	-0.82	-0.79	-0.79	-0.76	-0.82
<b>19</b>							
<b>20</b>							
<b>21</b>							
<b>22</b>	-0.85	-0.85	-0.83	-0.78	-0.78	-0.77	-0.82
<b>23</b>	-0.85	-0.85	-0.81	-0.77	-0.77	-0.75	-0.81
<b>24</b>	-0.83	-0.85	-0.80	-0.75	-0.76	-0.74	-0.80
<b>25</b>	-0.82	-0.85	-0.80	-0.74	-0.75	-0.72	-0.79
<b>26</b>	-0.82	-0.83	-0.80	-0.75	-0.75	-0.70	-0.79
<b>27</b>							
<b>28</b>							
<b>29</b>	-0.81	-0.84	-0.81	-0.73	-0.74	-0.73	-0.79
<b>30</b>	-0.82	-0.83	-0.77	-0.74	-0.74	-0.71	-0.78
Mo Avg	-0.87	-0.86	-0.84	-0.79	-0.79	-0.77	-0.83

Basis determined by using (May) contract.

Prepared by Iowa Department of Agriculture and Land Stewardship

Agricultural Marketing Bureau, Des Moines, Iowa

## IOWA DAILY CORN BASIS FOR

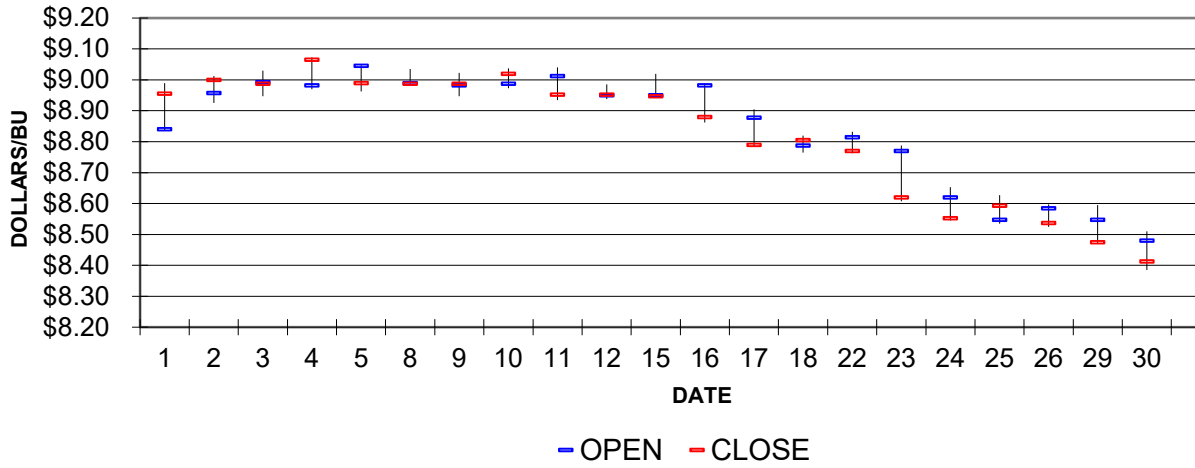
	<b>NW - I</b>	<b>NC - II</b>	<b>NE - III</b>	<b>SW - IV</b>	<b>SC - V</b>	<b>SE - VI</b>	<b>Basis Average</b>
<b>1</b>	-0.23	-0.30	-0.31	-0.23	-0.27	-0.31	-0.28
<b>2</b>	-0.23	-0.30	-0.30	-0.24	-0.28	-0.31	-0.28
<b>3</b>	-0.23	-0.29	-0.30	-0.24	-0.27	-0.30	-0.27
<b>4</b>	-0.22	-0.26	-0.30	-0.23	-0.28	-0.31	-0.26
<b>5</b>	-0.22	-0.28	-0.31	-0.24	-0.26	-0.29	-0.27
<b>6</b>							
<b>7</b>							
<b>8</b>	-0.22	-0.29	-0.29	-0.23	-0.28	-0.29	-0.27
<b>9</b>	-0.21	-0.27	-0.28	-0.23	-0.26	-0.29	-0.26
<b>10</b>	-0.21	-0.27	-0.27	-0.22	-0.25	-0.28	-0.25
<b>11</b>	-0.20	-0.26	-0.28	-0.22	-0.25	-0.28	-0.25
<b>12</b>	-0.19	-0.25	-0.26	-0.21	-0.24	-0.27	-0.24
<b>13</b>							
<b>14</b>							
<b>15</b>	-0.19	-0.25	-0.27	-0.21	-0.24	-0.27	-0.24
<b>16</b>	-0.19	-0.25	-0.26	-0.20	-0.24	-0.28	-0.23
<b>17</b>	-0.18	-0.25	-0.25	-0.19	-0.24	-0.27	-0.23
<b>18</b>	-0.17	-0.24	-0.24	-0.17	-0.23	-0.26	-0.22
<b>19</b>							
<b>20</b>							
<b>21</b>							
<b>22</b>	-0.17	-0.23	-0.25	-0.17	-0.22	-0.26	-0.22
<b>23</b>	-0.17	-0.23	-0.25	-0.17	-0.22	-0.25	-0.21
<b>24</b>	-0.14	-0.22	-0.24	-0.15	-0.20	-0.23	-0.20
<b>25</b>	-0.14	-0.22	-0.24	-0.14	-0.20	-0.22	-0.20
<b>26</b>	-0.14	-0.21	-0.22	-0.15	-0.20	-0.20	-0.19
<b>27</b>							
<b>28</b>							
<b>29</b>	-0.13	-0.21	-0.23	-0.13	-0.19	-0.23	-0.19
<b>30</b>	-0.14	-0.21	-0.24	-0.14	-0.19	-0.24	-0.19
<b>Mo Avg</b>	-0.19	-0.25	-0.27	-0.20	-0.24	-0.27	-0.23

Basis determined by using (May) contract.

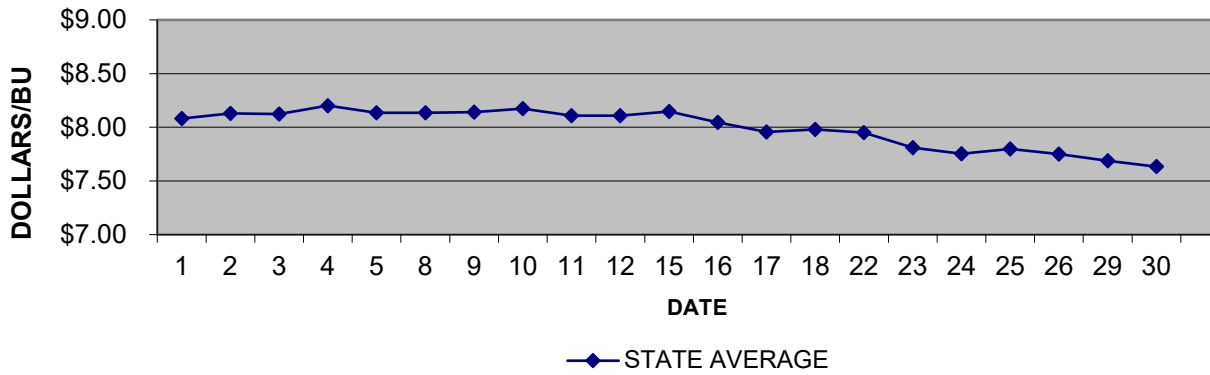
Prepared by Iowa Department of Agriculture and Land Stewardship

Agricultural Marketing Bureau, Des Moines, Iowa

### APRIL 2019 SOYBEANS CBOT- (MAY)

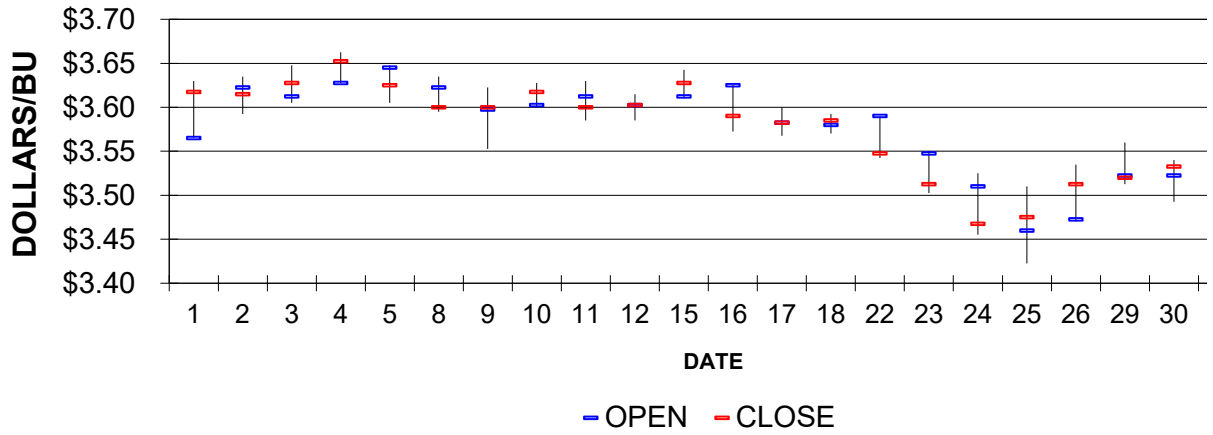


### IOWA - STATE AVERAGE SOYBEANS - CASH

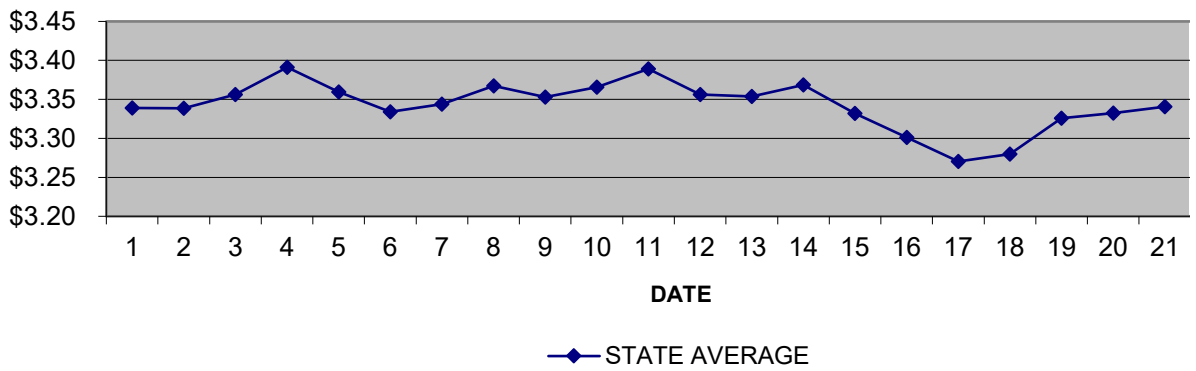


Source: Iowa Department of Agriculture and Land Stewardship

### April 2019 CORN CBOT - (MAY)



### IOWA - STATE AVERAGE CORN - CASH



Source: Iowa Department of Agriculture and Land Stewardship

## IOWA DAILY SOYBEAN RANGES FOR APRIL 2019

	NW - I		NC - II		NE - III		SW - IV		SC - V		SE - VI	
	LOW	HIGH	LOW	HIGH	LOW	HIGH	LOW	HIGH	LOW	HIGH	LOW	HIGH
<b>1</b>	7.96	8.10	8.00	8.11	7.89	8.31	8.06	8.18	8.04	8.28	8.07	8.25
<b>2</b>	8.00	8.15	8.05	8.18	7.93	8.35	8.10	8.22	8.10	8.32	8.11	8.29
<b>3</b>	8.02	8.14	8.04	8.17	7.94	8.34	8.09	8.21	8.09	8.33	8.10	8.24
<b>4</b>	8.10	8.21	8.11	8.25	8.05	8.42	8.17	8.29	8.17	8.41	8.17	8.35
<b>5</b>	8.03	8.14	8.08	8.17	8.00	8.18	8.09	8.27	8.09	8.33	8.10	8.30
<b>6</b>												
<b>7</b>												
<b>8</b>	8.02	8.16	8.04	8.17	8.01	8.34	8.09	8.21	8.09	8.33	8.10	8.31
<b>9</b>	8.02	8.16	8.04	8.17	8.00	8.34	8.09	8.25	8.09	8.35	8.10	8.31
<b>10</b>	8.05	8.19	8.07	8.20	8.07	8.37	8.12	8.27	8.12	8.38	8.13	8.36
<b>11</b>	7.98	8.12	8.00	8.13	7.96	8.30	8.10	8.21	8.07	8.31	8.06	8.28
<b>12</b>	7.98	8.12	8.00	8.13	8.01	8.30	8.10	8.21	8.07	8.31	8.06	8.28
<b>13</b>												
<b>14</b>												
<b>15</b>	8.02	8.16	8.04	8.17	8.03	8.34	8.14	8.25	8.11	8.40	8.10	8.31
<b>16</b>	7.91	8.05	7.97	8.06	7.92	8.23	8.03	8.14	8.00	8.28	7.99	8.20
<b>17</b>	7.86	7.97	7.84	7.97	7.87	8.14	7.94	8.05	7.91	8.19	7.90	8.16
<b>18</b>	7.88	7.98	7.85	8.00	7.88	8.16	7.96	8.09	7.93	8.21	7.92	8.16
<b>19</b>												
<b>20</b>												
<b>21</b>												
<b>22</b>	7.84	7.98	7.82	7.97	7.87	8.12	7.92	8.07	7.89	8.17	7.88	8.15
<b>23</b>	7.72	7.83	7.67	7.82	7.74	7.97	7.79	7.92	7.79	8.07	7.73	7.99
<b>24</b>	7.65	7.79	7.60	7.75	7.67	7.95	7.72	7.90	7.72	8.03	7.66	7.97
<b>25</b>	7.73	7.83	7.64	7.81	7.71	7.99	7.76	7.94	7.76	8.08	7.70	8.04
<b>26</b>	7.68	7.77	7.59	7.77	7.66	7.94	7.71	7.89	7.71	8.02	7.65	8.01
<b>27</b>												
<b>28</b>												
<b>29</b>	7.62	7.71	7.53	7.71	7.57	7.88	7.67	7.83	7.66	7.96	7.58	7.88
<b>30</b>	7.56	7.64	7.51	7.64	7.55	7.81	7.60	7.76	7.59	7.89	7.52	7.84

Mo Avg	7.9487	7.9622	7.9852	8.0334	8.0335	8.0558
					State average	7.9925

Prepared by Iowa Department of Agriculture and Land Stewardship  
Agricultural Marketing Bureau, Des Moines, Iowa

## IOWA DAILY CORN RANGES FOR APRIL 2019

	NW - I		NC - II		NE - III		SW - IV		SC - V		SE - VI	
	LOW	HIGH	LOW	HIGH	LOW	HIGH	LOW	HIGH	LOW	HIGH	LOW	HIGH
<b>1</b>	3.33	3.54	3.19	3.37	3.21	3.39	3.33	3.43	3.24	3.52	3.14	3.47
<b>2</b>	3.32	3.54	3.19	3.38	3.21	3.39	3.32	3.43	3.24	3.52	3.19	3.47
<b>3</b>	3.34	3.55	3.20	3.40	3.22	3.40	3.34	3.44	3.25	3.53	3.18	3.48
<b>4</b>	3.37	3.57	3.29	3.55	3.25	3.43	3.38	3.46	3.27	3.55	3.20	3.50
<b>5</b>	3.34	3.54	3.27	3.39	3.22	3.40	3.35	3.42	3.25	3.53	3.17	3.48
<b>6</b>												
<b>7</b>												
<b>8</b>	3.32	3.52	3.20	3.38	3.20	3.38	3.33	3.41	3.22	3.50	3.15	3.45
<b>9</b>	3.33	3.54	3.25	3.38	3.22	3.38	3.33	3.41	3.23	3.51	3.15	3.45
<b>10</b>	3.35	3.56	3.27	3.39	3.23	3.42	3.35	3.44	3.25	3.53	3.19	3.47
<b>11</b>	3.34	3.54	3.25	3.39	3.22	3.40	3.33	3.42	3.23	3.51	3.17	3.45
<b>12</b>	3.36	3.55	3.26	3.40	3.25	3.41	3.36	3.43	3.25	3.52	3.18	3.46
<b>13</b>												
<b>14</b>												
<b>15</b>	3.38	3.57	3.28	3.43	3.26	3.43	3.38	3.46	3.27	3.54	3.23	3.48
<b>16</b>	3.34	3.53	3.24	3.39	3.27	3.39	3.34	3.44	3.23	3.50	3.19	3.44
<b>17</b>	3.35	3.54	3.23	3.40	3.22	3.40	3.33	3.44	3.25	3.49	3.21	3.43
<b>18</b>	3.35	3.55	3.24	3.40	3.30	3.41	3.35	3.46	3.26	3.52	3.18	3.44
<b>19</b>												
<b>20</b>												
<b>21</b>												
<b>22</b>	3.32	3.51	3.20	3.37	3.18	3.36	3.32	3.42	3.22	3.50	3.10	3.45
<b>23</b>	3.28	3.49	3.16	3.35	3.15	3.34	3.28	3.40	3.18	3.49	3.06	3.41
<b>24</b>	3.26	3.47	3.15	3.31	3.15	3.32	3.27	3.38	3.16	3.43	3.07	3.37
<b>25</b>	3.27	3.48	3.16	3.31	3.17	3.33	3.28	3.39	3.17	3.45	3.07	3.43
<b>26</b>	3.32	3.49	3.19	3.36	3.21	3.40	3.32	3.42	3.21	3.50	3.21	3.46
<b>27</b>												
<b>28</b>												
<b>29</b>	3.33	3.50	3.20	3.37	3.21	3.38	3.33	3.43	3.24	3.51	3.20	3.50
<b>30</b>	3.33	3.55	3.21	3.37	3.22	3.35	3.33	3.44	3.25	3.52	3.19	3.51

Mo Avg	3.3909	3.3260	3.3102	3.3814	3.3374	3.3082
					State average	3.3427

Prepared by Iowa Department of Agriculture and Land Stewardship  
Agricultural Marketing Bureau, Des Moines, Iowa



## IOWA STATE AVERAGE CORN PRICES FOR MAY 2019

	NW - I	NC - II	NE - III	SW - IV	SC - V	SE - VI	State Average
<b>1</b>	3.4600	3.3880	3.3478	3.4560	3.3667	3.3414	3.3975
<b>2</b>	3.4871	3.4090	3.3767	3.4800	3.4143	3.3814	3.4260
<b>3</b>	3.4943	3.4140	3.3767	3.4800	3.4214	3.3757	3.4288
<b>4</b>							
<b>5</b>							
<b>6</b>	3.4314	3.3470	3.3078	3.4086	3.3514	3.2971	3.3602
<b>7</b>	3.4586	3.3714	3.3244	3.4450	3.3800	3.3229	3.3858
<b>8</b>	3.4443	3.3667	3.2840	3.4183	3.3543	3.3057	3.3669
<b>9</b>	3.3371	3.2470	3.1967	3.3171	3.2429	3.2114	3.2615
<b>10</b>	3.3314	3.2350	3.1933	3.3100	3.2357	3.1957	3.2529
<b>11</b>							
<b>12</b>							
<b>13</b>	3.3757	3.2810	3.2400	3.3643	3.2843	3.2414	3.2999
<b>14</b>	3.5014	3.4110	3.3644	3.4786	3.4186	3.3729	3.4266
<b>15</b>	3.4900	3.3970	3.3644	3.4557	3.4014	3.3700	3.4155
<b>16</b>	3.5871	3.4920	3.4544	3.5386	3.5014	3.4571	3.5080
<b>17</b>	3.6129	3.5230	3.4856	3.5757	3.5414	3.4914	3.5398
<b>18</b>							
<b>19</b>							
<b>20</b>	3.6586	3.5730	3.5211	3.6171	3.5857	3.5343	3.5840
<b>21</b>	3.6957	3.6140	3.5822	3.6500	3.6100	3.5829	3.6262
<b>22</b>	3.6986	3.6210	3.5733	3.6533	3.6114	3.5729	3.6266
<b>23</b>	3.6571	3.5690	3.5167	3.6033	3.5600	3.5171	3.5759
<b>24</b>	3.7971	3.7030	3.6556	3.7271	3.6986	3.6383	3.7096
<b>25</b>							
<b>26</b>							
<b>27</b>							
<b>28</b>	3.9471	3.8570	3.8089	3.8833	3.8529	3.7886	3.8625
<b>29</b>	3.9229	3.8420	3.7844	3.8600	3.8286	3.7743	3.8421
<b>30</b>	4.0929	4.0090	3.9611	4.0350	3.9971	3.9243	4.0106
<b>31</b>	4.0086	3.9190	3.8722	3.9400	3.9100	3.8643	3.9251
Mo Avg	3.6132	3.5268	3.4814	3.5771	3.5258	3.4801	3.5378

Prepared by Iowa Department of Agriculture and Land Stewardship  
Agricultural Marketing Bureau, Des Moines, Iowa

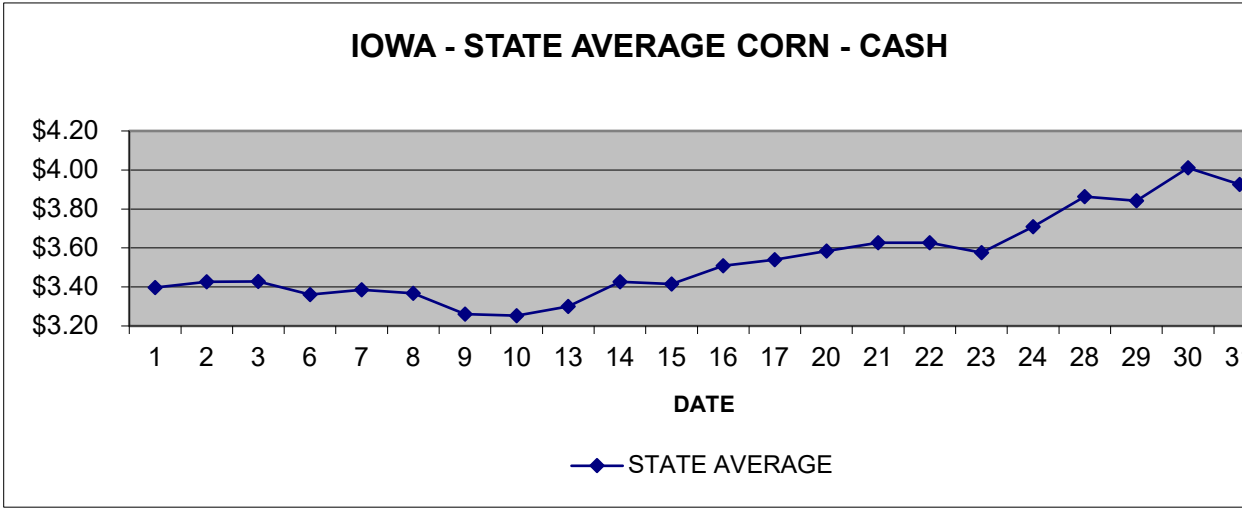
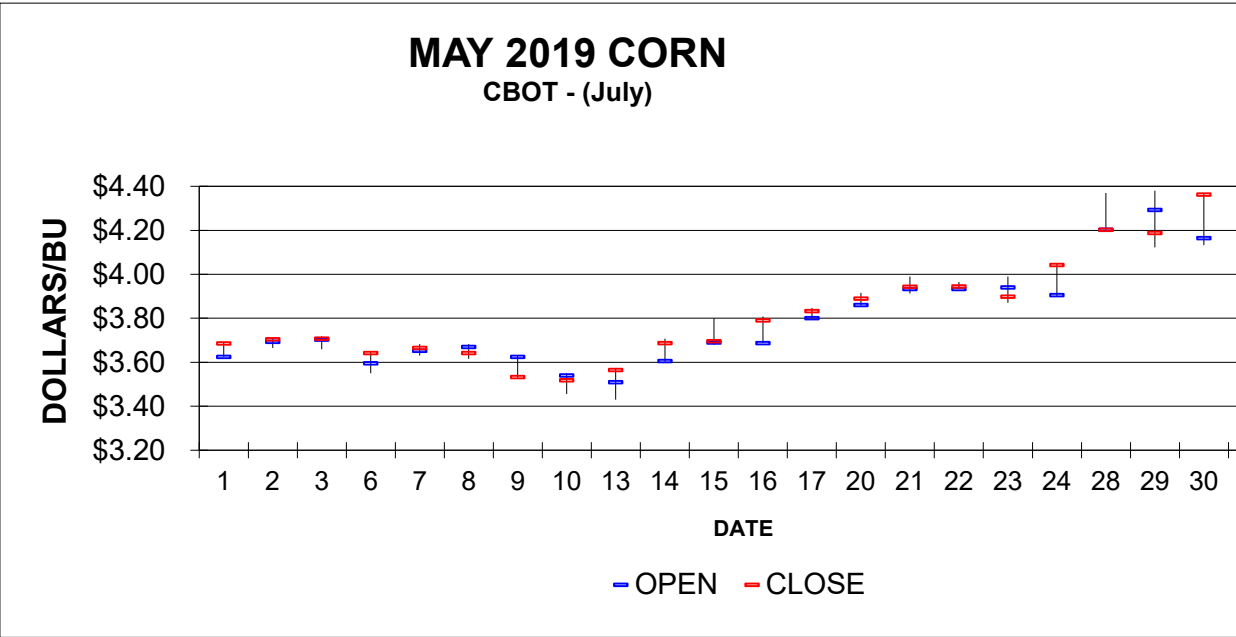
## IOWA DAILY CORN BASIS FOR MAY 2019

	NW - I	NC - II	NE - III	SW - IV	SC - V	SE - VI	Basis Average
<b>1</b>	-0.23	-0.30	-0.34	-0.23	-0.32	-0.34	-0.29
<b>2</b>	-0.22	-0.30	-0.33	-0.23	-0.29	-0.32	-0.28
<b>3</b>	-0.21	-0.29	-0.33	-0.23	-0.29	-0.33	-0.28
<b>4</b>							
<b>5</b>							
<b>6</b>	-0.21	-0.30	-0.33	-0.23	-0.29	-0.35	-0.28
<b>7</b>	-0.21	-0.29	-0.34	-0.22	-0.29	-0.34	-0.28
<b>8</b>	-0.20	-0.28	-0.36	-0.22	-0.29	-0.34	-0.28
<b>9</b>	-0.20	-0.29	-0.34	-0.22	-0.29	-0.32	-0.27
<b>10</b>	-0.19	-0.28	-0.32	-0.21	-0.28	-0.32	-0.26
<b>11</b>							
<b>12</b>							
<b>13</b>	-0.19	-0.28	-0.33	-0.20	-0.28	-0.32	-0.27
<b>14</b>	-0.19	-0.28	-0.32	-0.21	-0.27	-0.31	-0.26
<b>15</b>	-0.21	-0.30	-0.33	-0.24	-0.29	-0.33	-0.28
<b>16</b>	-0.20	-0.30	-0.34	-0.25	-0.29	-0.33	-0.28
<b>17</b>	-0.22	-0.31	-0.35	-0.26	-0.29	-0.34	-0.29
<b>18</b>							
<b>19</b>							
<b>20</b>	-0.23	-0.32	-0.37	-0.27	-0.30	-0.36	-0.31
<b>21</b>	-0.25	-0.33	-0.36	-0.29	-0.33	-0.36	-0.32
<b>22</b>	-0.25	-0.32	-0.37	-0.29	-0.33	-0.37	-0.32
<b>23</b>	-0.24	-0.33	-0.38	-0.29	-0.34	-0.38	-0.32
<b>24</b>	-0.25	-0.34	-0.39	-0.32	-0.34	-0.40	-0.33
<b>25</b>							
<b>26</b>							
<b>27</b>							
<b>28</b>	-0.26	-0.35	-0.39	-0.32	-0.35	-0.41	-0.34
<b>29</b>	-0.26	-0.35	-0.40	-0.33	-0.36	-0.41	-0.35
<b>30</b>	-0.27	-0.35	-0.40	-0.33	-0.37	-0.44	-0.35
<b>31</b>	-0.26	-0.35	-0.40	-0.33	-0.36	-0.41	-0.34
Mo Avg	-0.22	-0.31	-0.36	-0.26	-0.31	-0.36	-0.30

Basis determined by using (JULY) contract.

Prepared by Iowa Department of Agriculture and Land Stewardship

Agricultural Marketing Bureau, Des Moines, Iowa



Source: Iowa Department of Agriculture and Land Stewardship

## IOWA DAILY CORN RANGES FOR MAY 2019

	NW - I		NC - II		NE - III		SW - IV		SC - V		SE - VI	
	LOW	HIGH	LOW	HIGH	LOW	HIGH	LOW	HIGH	LOW	HIGH	LOW	HIGH
<b>1</b>	3.39	3.61	3.28	3.43	3.20	3.44	3.39	3.51	3.31	3.50	3.19	3.57
<b>2</b>	3.41	3.63	3.30	3.45	3.30	3.43	3.41	3.53	3.33	3.60	3.31	3.56
<b>3</b>	3.41	3.65	3.31	3.46	3.29	3.43	3.42	3.53	3.33	3.60	3.30	3.56
<b>4</b>												
<b>5</b>												
<b>6</b>	3.35	3.58	3.24	3.40	3.22	3.35	3.35	3.46	3.26	3.53	3.15	3.49
<b>7</b>	3.37	3.61	3.26	3.43	3.25	3.37	3.37	3.49	3.29	3.56	3.17	3.52
<b>8</b>	3.35	3.63	3.24	3.41	3.23	3.34	3.35	3.46	3.26	3.53	3.17	3.49
<b>9</b>	3.24	3.52	3.13	3.30	3.13	3.26	3.24	3.37	3.15	3.42	3.09	3.38
<b>10</b>	3.25	3.51	3.11	3.29	3.13	3.25	3.25	3.35	3.14	3.41	3.07	3.34
<b>11</b>												
<b>12</b>												
<b>13</b>	3.29	3.56	3.16	3.33	3.18	3.30	3.29	3.40	3.19	3.46	3.12	3.39
<b>14</b>	3.42	3.68	3.29	3.46	3.30	3.44	3.42	3.51	3.31	3.58	3.26	3.51
<b>15</b>	3.40	3.69	3.28	3.46	3.26	3.45	3.40	3.50	3.30	3.56	3.25	3.50
<b>16</b>	3.50	3.78	3.37	3.55	3.34	3.53	3.50	3.59	3.41	3.63	3.34	3.59
<b>17</b>	3.51	3.83	3.43	3.59	3.36	3.54	3.51	3.61	3.45	3.67	3.34	3.63
<b>18</b>												
<b>19</b>												
<b>20</b>	3.57	3.86	3.47	3.63	3.42	3.60	3.57	3.65	3.49	3.70	3.45	3.69
<b>21</b>	3.60	3.91	3.52	3.66	3.47	3.65	3.60	3.68	3.53	3.71	3.50	3.74
<b>22</b>	3.60	3.92	3.55	3.66	3.46	3.64	3.60	3.69	3.53	3.72	3.45	3.75
<b>23</b>	3.56	3.84	3.46	3.62	3.40	3.59	3.56	3.64	3.48	3.67	3.41	3.67
<b>24</b>	3.70	3.98	3.60	3.74	3.54	3.73	3.66	3.78	3.62	3.80	3.52	3.81
<b>25</b>												
<b>26</b>												
<b>27</b>												
<b>28</b>	3.84	4.12	3.76	3.90	3.70	3.89	3.84	3.92	3.78	3.95	3.65	3.95
<b>29</b>	3.83	4.11	3.75	3.89	3.69	3.83	3.79	3.91	3.77	3.92	3.69	3.91
<b>30</b>	4.00	4.27	3.92	4.06	3.85	4.05	4.00	4.08	3.94	4.10	3.78	4.08
<b>31</b>	3.93	4.18	3.83	3.97	3.77	3.96	3.91	4.00	3.85	4.01	3.77	3.99

Mo Avg	3.6132	3.5268	3.4814	3.5771	3.5258	3.4801
					State average	3.5378

Prepared by Iowa Department of Agriculture and Land Stewardship  
Agricultural Marketing Bureau, Des Moines, Iowa

## IOWA STATE AVERAGE BEAN PRICES FOR MAY 2019

	NW - I	NC - II	NE - III	SW - IV	SC - V	SE - VI	State Average
<b>1</b>	7.5843	7.5690	7.6533	7.6580	7.6133	7.7271	7.6218
<b>2</b>	7.5129	7.4930	7.5889	7.5800	7.5629	7.6514	7.5507
<b>3</b>	7.5129	7.4830	7.5533	7.6129	7.5471	7.6529	7.5471
<b>4</b>							
<b>5</b>							
<b>6</b>	7.4043	7.3650	7.4411	7.5086	7.4271	7.5471	7.4354
<b>7</b>	7.4114	7.3830	7.4444	7.4767	7.4557	7.5443	7.4399
<b>8</b>	7.3771	7.3717	7.4120	7.4483	7.4329	7.5029	7.4131
<b>9</b>	7.2371	7.2350	7.2533	7.3357	7.2957	7.3529	7.2747
<b>10</b>	7.2157	7.2060	7.2133	7.3014	7.2729	7.3157	7.2448
<b>11</b>							
<b>12</b>							
<b>13</b>	7.1529	7.1440	7.1511	7.2514	7.2129	7.2486	7.1839
<b>14</b>	7.4429	7.4360	7.4489	7.5486	7.5186	7.5357	7.4778
<b>15</b>	7.4814	7.4950	7.4989	7.5986	7.5800	7.6029	7.5310
<b>16</b>	7.5271	7.5440	7.5422	7.6314	7.6329	7.6514	7.5765
<b>17</b>	7.3471	7.3640	7.3622	7.4543	7.4529	7.4743	7.3973
<b>18</b>							
<b>19</b>							
<b>20</b>	7.4514	7.4710	7.4656	7.5514	7.5529	7.5643	7.4988
<b>21</b>	7.3714	7.3770	7.3711	7.4633	7.4843	7.4671	7.4110
<b>22</b>	7.4314	7.4420	7.4444	7.4933	7.5257	7.5271	7.4675
<b>23</b>	7.3614	7.3770	7.3811	7.4267	7.4743	7.4700	7.4038
<b>24</b>	7.4486	7.4620	7.4633	7.5300	7.5571	7.5317	7.4884
<b>25</b>							
<b>26</b>							
<b>27</b>							
<b>28</b>	7.7114	7.7180	7.7233	7.7700	7.8171	7.8000	7.7461
<b>29</b>	7.8643	7.8850	7.8822	7.9457	7.9671	7.9329	7.9040
<b>30</b>	8.0386	8.0690	8.0544	8.1000	8.1371	8.1000	8.0762
<b>31</b>	7.9271	7.9550	7.9522	7.9900	8.0271	8.0229	7.9701
Mo Avg	7.4915	7.4929	7.5137	7.5762	7.5703	7.6010	7.5300

Prepared by Iowa Department of Agriculture and Land Stewardship  
Agricultural Marketing Bureau, Des Moines, Iowa

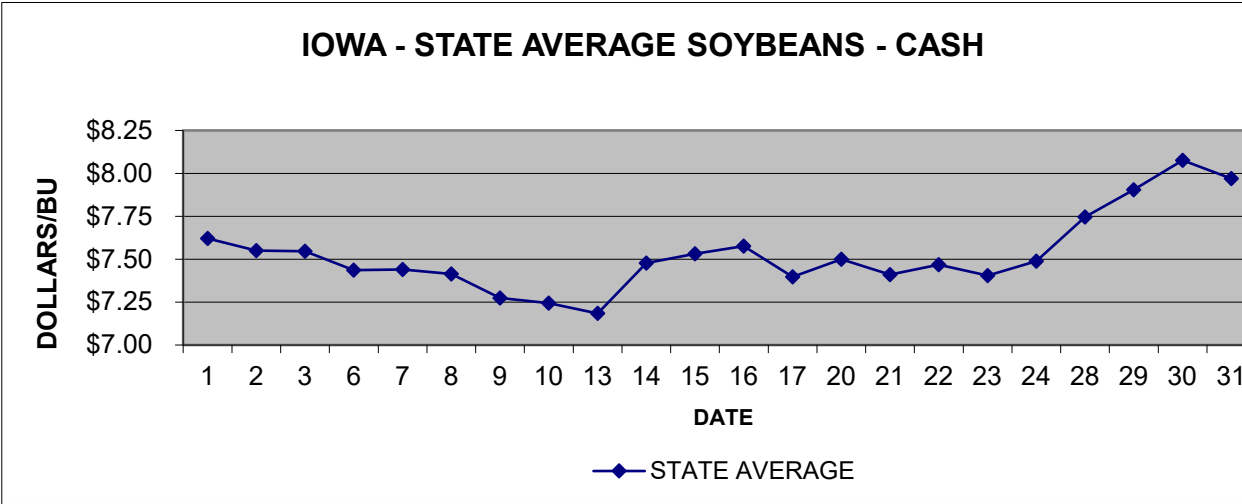
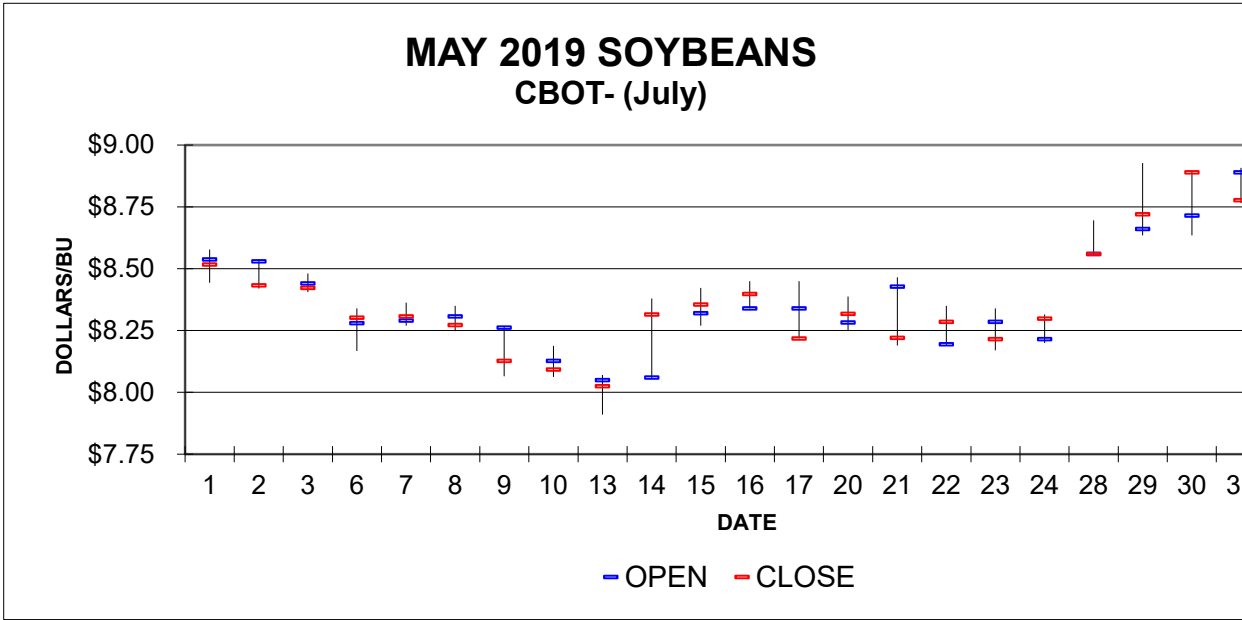
## IOWA DAILY SOYBEAN BASIS FOR JULY 2019

	NW - I	NC - II	NE - III	SW - IV	SC - V	SE - VI	Basis Average
<b>1</b>	-0.93	-0.95	-0.86	-0.86	-0.90	-0.79	-0.90
<b>2</b>	-0.92	-0.94	-0.84	-0.85	-0.87	-0.78	-0.88
<b>3</b>	-0.91	-0.94	-0.87	-0.81	-0.88	-0.77	-0.88
<b>4</b>							
<b>5</b>							
<b>6</b>	-0.90	-0.94	-0.86	-0.79	-0.88	-0.76	-0.87
<b>7</b>	-0.90	-0.92	-0.86	-0.83	-0.85	-0.76	-0.87
<b>8</b>	-0.90	-0.90	-0.86	-0.82	-0.84	-0.77	-0.86
<b>9</b>	-0.89	-0.89	-0.87	-0.79	-0.83	-0.77	-0.85
<b>10</b>	-0.88	-0.89	-0.88	-0.79	-0.82	-0.78	-0.85
<b>11</b>							
<b>12</b>							
<b>13</b>	-0.87	-0.88	-0.87	-0.77	-0.81	-0.78	-0.84
<b>14</b>	-0.87	-0.88	-0.87	-0.77	-0.80	-0.78	-0.84
<b>15</b>	-0.87	-0.86	-0.86	-0.76	-0.78	-0.75	-0.82
<b>16</b>	-0.87	-0.85	-0.86	-0.77	-0.76	-0.75	-0.82
<b>17</b>	-0.87	-0.85	-0.86	-0.76	-0.76	-0.74	-0.82
<b>18</b>							
<b>19</b>							
<b>20</b>	-0.87	-0.85	-0.85	-0.77	-0.76	-0.75	-0.82
<b>21</b>	-0.85	-0.84	-0.85	-0.76	-0.74	-0.75	-0.81
<b>22</b>	-0.85	-0.84	-0.84	-0.79	-0.76	-0.76	-0.82
<b>23</b>	-0.85	-0.84	-0.83	-0.79	-0.74	-0.74	-0.81
<b>24</b>	-0.85	-0.84	-0.83	-0.77	-0.74	-0.77	-0.81
<b>25</b>							
<b>26</b>							
<b>27</b>							
<b>28</b>	-0.85	-0.84	-0.84	-0.79	-0.74	-0.76	-0.81
<b>29</b>	-0.86	-0.84	-0.84	-0.77	-0.75	-0.79	-0.82
<b>30</b>	-0.85	-0.82	-0.84	-0.79	-0.75	-0.79	-0.81
<b>31</b>	-0.85	-0.82	-0.83	-0.79	-0.75	-0.75	-0.81
Mo Avg	-0.88	-0.87	-0.85	-0.79	-0.80	-0.77	-0.84

Basis determined by using (JULY) contract.

Prepared by Iowa Department of Agriculture and Land Stewardship

Agricultural Marketing Bureau, Des Moines, Iowa



Source: Iowa Department of Agriculture and Land Stewardship

## IOWA DAILY SOYBEAN RANGES FOR MAY 2019

	NW - I		NC - II		NE - III		SW - IV		SC - V		SE - VI	
	LOW	HIGH	LOW	HIGH	LOW	HIGH	LOW	HIGH	LOW	HIGH	LOW	HIGH
<b>1</b>	7.53	7.62	7.48	7.62	7.56	7.79	7.58	7.72	7.57	7.64	7.59	7.82
<b>2</b>	7.45	7.53	7.43	7.55	7.44	7.70	7.49	7.66	7.48	7.80	7.50	7.80
<b>3</b>	7.44	7.56	7.42	7.54	7.43	7.69	7.48	7.77	7.47	7.79	7.49	7.79
<b>4</b>												
<b>5</b>												
<b>6</b>	7.37	7.47	7.30	7.42	7.31	7.60	7.36	7.76	7.35	7.67	7.37	7.69
<b>7</b>	7.37	7.45	7.30	7.46	7.31	7.61	7.37	7.56	7.36	7.68	7.38	7.66
<b>8</b>	7.36	7.41	7.28	7.42	7.27	7.54	7.37	7.52	7.34	7.68	7.34	7.62
<b>9</b>	7.22	7.27	7.12	7.33	7.13	7.38	7.23	7.50	7.20	7.54	7.23	7.49
<b>10</b>	7.19	7.29	7.09	7.29	7.08	7.34	7.19	7.44	7.18	7.50	7.19	7.45
<b>11</b>												
<b>12</b>												
<b>13</b>	7.12	7.23	7.02	7.24	7.00	7.33	7.13	7.38	7.12	7.44	7.15	7.36
<b>14</b>	7.41	7.52	7.31	7.53	7.29	7.62	7.42	7.67	7.41	7.73	7.47	7.66
<b>15</b>	7.43	7.56	7.35	7.58	7.35	7.66	7.48	7.76	7.49	7.79	7.51	7.72
<b>16</b>	7.47	7.61	7.41	7.63	7.39	7.70	7.52	7.75	7.55	7.83	7.55	7.76
<b>17</b>	7.29	7.43	7.23	7.45	7.21	7.52	7.34	7.57	7.37	7.65	7.35	7.59
<b>18</b>												
<b>19</b>												
<b>20</b>	7.39	7.53	7.33	7.57	7.34	7.62	7.44	7.67	7.47	7.75	7.47	7.69
<b>21</b>	7.29	7.47	7.23	7.47	7.21	7.57	7.34	7.57	7.37	7.65	7.37	7.58
<b>22</b>	7.36	7.53	7.29	7.53	7.30	7.64	7.41	7.58	7.44	7.72	7.44	7.64
<b>23</b>	7.29	7.46	7.23	7.46	7.26	7.57	7.35	7.51	7.40	7.65	7.37	7.62
<b>24</b>	7.37	7.55	7.31	7.55	7.32	7.65	7.43	7.65	7.48	7.73	7.45	7.70
<b>25</b>												
<b>26</b>												
<b>27</b>												
<b>28</b>	7.63	7.81	7.57	7.81	7.58	7.91	7.69	7.86	7.74	7.99	7.73	7.98
<b>29</b>	7.79	7.97	7.73	7.97	7.74	8.07	7.85	8.04	7.90	8.08	7.80	8.09
<b>30</b>	7.96	8.14	7.97	8.14	7.93	8.24	8.02	8.19	8.07	8.25	7.95	8.26
<b>31</b>	7.85	8.03	7.83	8.03	7.80	8.13	7.91	8.08	7.96	8.14	7.93	8.18
<b>Mo Avg</b>	7.4915		7.4929		7.5137		7.5762		7.5703		7.6010	
									State average		7.5300	

Prepared by Iowa Department of Agriculture and Land Stewardship  
Agricultural Marketing Bureau, Des Moines, Iowa



## IOWA STATE AVERAGE CORN PRICES FOR JUNE 2019

	NW - I	NC - II	NE - III	SW - IV	SC - V	SE - VI	State Average
<b>1</b>							
<b>2</b>							
<b>3</b>	3.9786	3.8900	3.8456	3.9067	3.8800	3.8371	3.8959
<b>4</b>	3.9900	3.9010	3.8567	3.9000	3.9000	3.8557	3.9064
<b>5</b>	3.8943	3.8013	3.7329	3.8220	3.8086	3.7950	3.8113
<b>6</b>	3.9643	3.8630	3.8144	3.8900	3.8729	3.8300	3.8761
<b>7</b>	3.9214	3.8190	3.7678	3.8380	3.8300	3.7843	3.8308
<b>8</b>							
<b>9</b>							
<b>10</b>	3.9286	3.8260	3.7744	3.8243	3.8414	3.8029	3.8368
<b>11</b>	4.0443	3.9520	3.8871	3.9940	3.9160	3.9350	3.9604
<b>12</b>	4.0817	3.9830	3.9517	4.0014	3.9800	3.9457	3.9959
<b>13</b>	4.2043	4.1060	4.0778	4.1540	4.1071	4.0320	4.1192
<b>14</b>	4.3171	4.2260	4.1878	4.2640	4.2271	4.1829	4.2383
<b>15</b>							
<b>16</b>							
<b>17</b>	4.3414	4.2540	4.2078	4.2443	4.2500	4.2029	4.2567
<b>18</b>	4.3029	4.2220	4.1622	4.1971	4.2157	4.1571	4.2172
<b>19</b>	4.2186	4.1380	4.0789	4.0900	4.1286	4.0671	4.1294
<b>20</b>	4.3280	4.2400	4.1657	4.2200	4.2333	4.1400	4.2306
<b>21</b>	4.2500	4.1744	4.1089	4.1371	4.1543	4.0986	4.1635
<b>22</b>							
<b>23</b>							
<b>24</b>	4.3143	4.2180	4.1511	4.2283	4.2129	4.1529	4.2197
<b>25</b>	4.3371	4.2420	4.1778	4.2343	4.2243	4.1657	4.2393
<b>26</b>	4.3114	4.2290	4.1467	4.2217	4.2057	4.1257	4.2169
<b>27</b>	4.3000	4.2130	4.1267	4.2000	4.1729	4.1186	4.2001
<b>28</b>	4.1129	4.0160	3.9378	4.0167	3.9814	3.9300	4.0098
<b>29</b>							
<b>30</b>							
Mo Avg	4.1571	4.0657	4.0080	4.0692	4.0571	4.0080	4.0677

## IOWA STATE AVERAGE BEAN PRICES FOR JUNE 2019

	NW - I	NC - II	NE - III	SW - IV	SC - V	SE - VI	State Average
<b>1</b>							
<b>2</b>							
<b>3</b>	7.9357	7.9770	7.9800	8.0033	8.0371	8.0514	7.9881
<b>4</b>	7.9729	8.0060	8.0089	8.0314	8.0657	8.0843	8.0192
<b>5</b>	7.8543	7.8913	7.9071	7.9000	7.9457	8.0450	7.9120
<b>6</b>	7.8471	7.8760	7.9056	7.8643	7.9371	7.9514	7.8877
<b>7</b>	7.7286	7.7480	7.7811	7.7920	7.8157	7.8343	7.7728
<b>8</b>							
<b>9</b>							
<b>10</b>	7.7514	7.7730	7.8244	7.8071	7.8414	7.8657	7.7991
<b>11</b>	7.7829	7.7910	7.7914	7.8300	7.8220	7.8575	7.8070
<b>12</b>	7.9617	7.9760	7.9950	8.0086	8.0486	8.0571	7.9983
<b>13</b>	8.0743	8.0740	8.0922	8.1300	8.1471	8.1640	8.1042
<b>14</b>	8.2000	8.1680	8.1967	8.2200	8.2371	8.2700	8.2071
<b>15</b>							
<b>16</b>							
<b>17</b>	8.3314	8.3300	8.3622	8.3586	8.3986	8.4214	8.3578
<b>18</b>	8.3357	8.3350	8.3967	8.3629	8.4014	8.4357	8.3672
<b>19</b>	8.2314	8.2300	8.2667	8.2000	8.2971	8.3257	8.2499
<b>20</b>	8.3580	8.3817	8.3514	8.3700	8.4267	8.4167	8.3800
<b>21</b>	8.2329	8.2250	8.2544	8.2557	8.3086	8.3100	8.2549
<b>22</b>							
<b>23</b>							
<b>24</b>	8.2986	8.2900	8.3011	8.3233	8.3757	8.3771	8.3186
<b>25</b>	8.2529	8.2350	8.2433	8.2800	8.3271	8.3371	8.2697
<b>26</b>	8.1700	8.1560	8.1478	8.1967	8.2229	8.2586	8.1845
<b>27</b>	8.1043	8.0930	8.0900	8.1417	8.1686	8.2200	8.1269
<b>28</b>	8.2129	8.2090	8.2144	8.2500	8.2757	8.3667	8.2442
<b>29</b>							
<b>30</b>							
Mo Avg	8.0818	8.0882	8.1055	8.1163	8.1550	8.1825	8.1125

## IOWA DAILY CORN BASIS FOR JUNE 2019

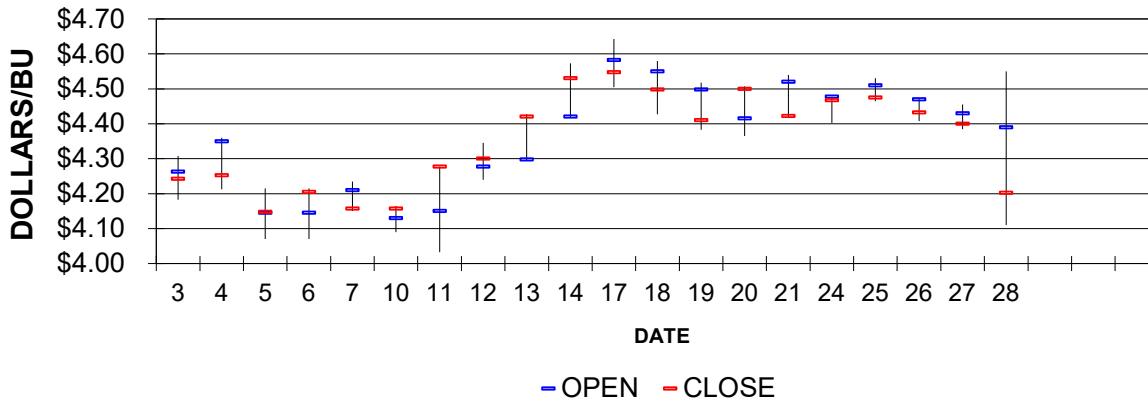
	NW - I	NC - II	NE - III	SW - IV	SC - V	SE - VI	Basis Average
<b>1</b>							
<b>2</b>							
<b>3</b>	-0.26	-0.35	-0.40	-0.34	-0.36	-0.41	-0.35
<b>4</b>	-0.26	-0.35	-0.40	-0.35	-0.35	-0.40	-0.35
<b>5</b>	-0.25	-0.35	-0.41	-0.33	-0.34	-0.35	-0.34
<b>6</b>	-0.24	-0.34	-0.39	-0.32	-0.33	-0.38	-0.33
<b>7</b>	-0.24	-0.34	-0.39	-0.32	-0.33	-0.37	-0.33
<b>8</b>							
<b>9</b>							
<b>10</b>	-0.23	-0.33	-0.38	-0.33	-0.32	-0.35	-0.32
<b>11</b>	-0.23	-0.33	-0.39	-0.28	-0.36	-0.34	-0.32
<b>12</b>	-0.22	-0.32	-0.35	-0.30	-0.32	-0.35	-0.30
<b>13</b>	-0.22	-0.31	-0.34	-0.27	-0.31	-0.39	-0.30
<b>14</b>	-0.21	-0.30	-0.34	-0.27	-0.30	-0.35	-0.29
<b>15</b>							
<b>16</b>							
<b>17</b>	-0.21	-0.29	-0.34	-0.30	-0.30	-0.34	-0.29
<b>18</b>	-0.19	-0.28	-0.34	-0.30	-0.28	-0.34	-0.28
<b>19</b>	-0.19	-0.27	-0.33	-0.32	-0.28	-0.34	-0.28
<b>20</b>	-0.17	-0.26	-0.33	-0.28	-0.27	-0.36	-0.27
<b>21</b>	-0.17	-0.25	-0.31	-0.29	-0.27	-0.32	-0.26
<b>22</b>							
<b>23</b>							
<b>24</b>	-0.15	-0.25	-0.32	-0.24	-0.25	-0.31	-0.25
<b>25</b>	-0.14	-0.23	-0.30	-0.24	-0.25	-0.31	-0.24
<b>26</b>	-0.12	-0.20	-0.29	-0.21	-0.23	-0.31	-0.22
<b>27</b>	-0.10	-0.19	-0.27	-0.20	-0.23	-0.28	-0.20
<b>28</b>	-0.09	-0.19	-0.26	-0.19	-0.22	-0.27	-0.19
<b>29</b>							
<b>30</b>							
Mo Avg	-0.20	-0.29	-0.34	-0.28	-0.30	-0.34	-0.28

Basis determined by using (JULY) contract.

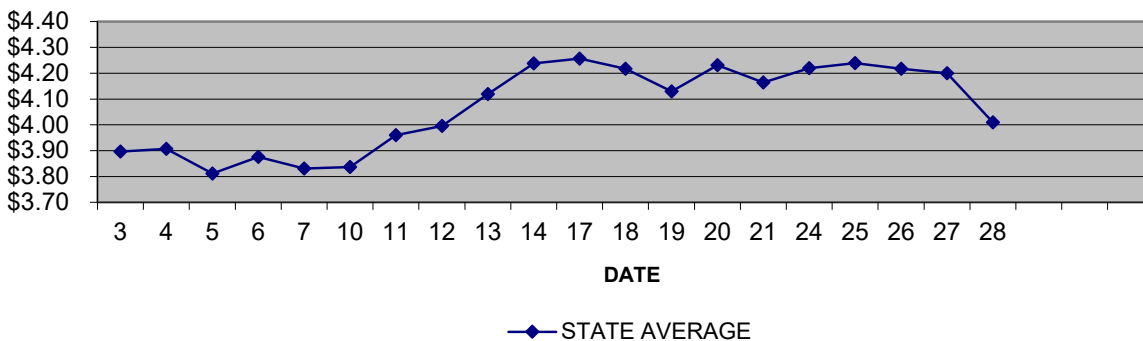
Prepared by Iowa Department of Agriculture and Land Stewardship  
Agricultural Marketing Bureau, Des Moines, Iowa

### JUNE 2019 CORN

CBOT - (JUL)



### IOWA - STATE AVERAGE CORN - CASH



Source: Iowa Department of Agriculture and Land Stewardship

## IOWA DAILY CORN RANGES FOR JUNE 2019

	NW - I		NC - II		NE - III		SW - IV		SC - V		SE - VI	
	LOW	HIGH	LOW	HIGH	LOW	HIGH	LOW	HIGH	LOW	HIGH	LOW	HIGH
<b>1</b>												
<b>2</b>												
<b>3</b>	3.90	4.15	3.80	3.94	3.73	3.93	3.86	3.96	3.82	3.98	3.74	3.96
<b>4</b>	3.91	4.17	3.81	3.95	3.74	3.94	3.80	3.97	3.83	3.99	3.75	4.00
<b>5</b>	3.81	4.09	3.71	3.87	3.63	3.81	3.77	3.87	3.73	3.91	3.65	3.90
<b>6</b>	3.89	4.15	3.77	3.93	3.69	3.89	3.83	3.95	3.79	3.99	3.70	3.96
<b>7</b>	3.82	4.10	3.72	3.88	3.64	3.85	3.82	3.88	3.76	3.95	3.66	3.94
<b>8</b>												
<b>9</b>												
<b>10</b>	3.85	4.10	3.72	3.91	3.66	3.85	3.70	3.88	3.77	3.95	3.66	3.94
<b>11</b>	3.96	4.21	3.86	4.03	3.78	3.97	3.97	4.03	3.88	3.95	3.84	4.06
<b>12</b>	4.00	4.26	3.88	4.05	3.85	4.01	3.92	4.06	3.91	4.11	3.76	4.10
<b>13</b>	4.12	4.38	4.00	4.17	3.97	4.15	4.13	4.18	4.04	4.23	3.91	4.15
<b>14</b>	4.24	4.49	4.11	4.28	4.08	4.27	4.24	4.29	4.16	4.34	4.03	4.33
<b>15</b>												
<b>16</b>												
<b>17</b>	4.27	4.52	4.16	4.35	4.09	4.29	4.08	4.31	4.18	4.36	4.05	4.35
<b>18</b>	4.22	4.47	4.11	4.30	4.04	4.24	4.04	4.26	4.15	4.31	4.00	4.30
<b>19</b>	4.14	4.38	4.02	4.21	3.95	4.15	3.83	4.17	4.06	4.25	3.91	4.21
<b>20</b>	4.26	4.49	4.11	4.32	4.05	4.28	4.12	4.28	4.16	4.36	4.00	4.25
<b>21</b>	4.15	4.44	4.03	4.24	3.97	4.22	4.02	4.22	4.08	4.28	3.92	4.22
<b>22</b>												
<b>23</b>												
<b>24</b>	4.22	4.52	4.08	4.29	4.02	4.27	4.12	4.28	4.13	4.34	3.97	4.30
<b>25</b>	4.23	4.58	4.13	4.34	4.07	4.28	4.15	4.32	4.14	4.35	3.99	4.31
<b>26</b>	4.20	4.53	4.09	4.32	4.06	4.27	4.15	4.28	4.14	4.33	3.94	4.26
<b>27</b>	4.19	4.50	4.07	4.34	4.03	4.26	4.10	4.26	4.10	4.31	3.94	4.23
<b>28</b>	4.02	4.30	3.87	4.14	3.82	4.04	4.00	4.07	3.91	4.10	3.78	4.03
<b>29</b>												
<b>30</b>												
Mo Avg	4.1571		4.0657		4.0080		4.0692		4.0571		4.0080	
									State average		4.0677	

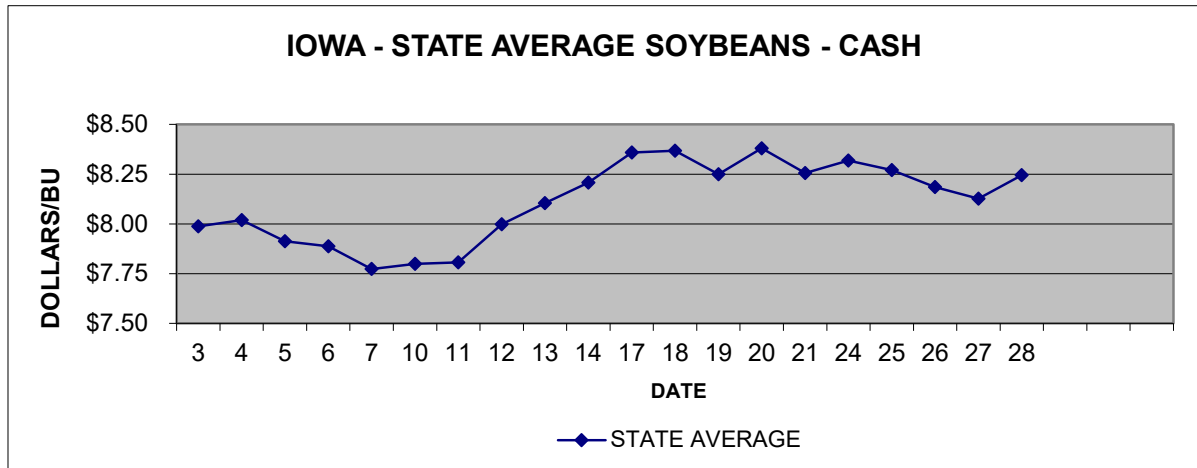
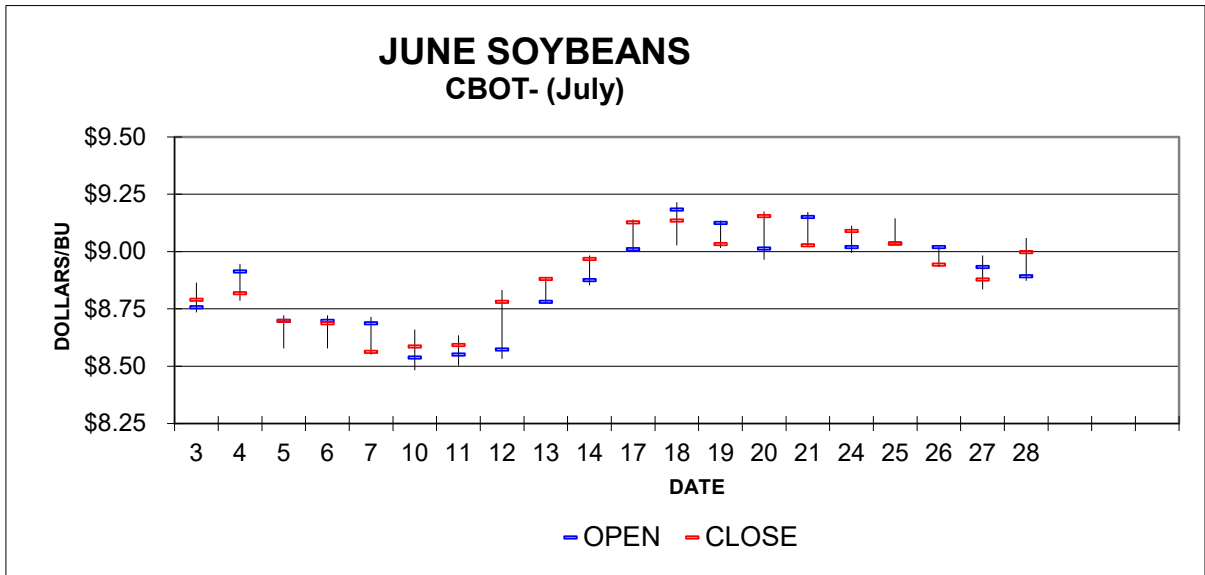
Prepared by Iowa Department of Agriculture and Land Stewardship  
Agricultural Marketing Bureau, Des Moines, Iowa

## IOWA DAILY SOYBEAN BASIS FOR JUNE 2019

	NW - I	NC - II	NE - III	SW - IV	SC - V	SE - VI	Basis Average
<b>1</b>							
<b>2</b>							
<b>3</b>	-0.85	-0.81	-0.81	-0.79	-0.75	-0.74	-0.80
<b>4</b>	-0.84	-0.81	-0.81	-0.79	-0.75	-0.73	-0.80
<b>5</b>	-0.84	-0.81	-0.79	-0.80	-0.75	-0.65	-0.79
<b>6</b>	-0.84	-0.81	-0.78	-0.82	-0.75	-0.74	-0.80
<b>7</b>	-0.83	-0.81	-0.78	-0.77	-0.75	-0.73	-0.79
<b>8</b>							
<b>9</b>							
<b>10</b>	-0.83	-0.81	-0.76	-0.78	-0.74	-0.72	-0.79
<b>11</b>	-0.81	-0.80	-0.80	-0.76	-0.77	-0.73	-0.79
<b>12</b>	-0.82	-0.80	-0.78	-0.77	-0.73	-0.72	-0.78
<b>13</b>	-0.81	-0.81	-0.79	-0.75	-0.73	-0.72	-0.78
<b>14</b>	-0.77	-0.80	-0.77	-0.75	-0.73	-0.70	-0.76
<b>15</b>							
<b>16</b>							
<b>17</b>	-0.80	-0.80	-0.77	-0.77	-0.73	-0.71	-0.77
<b>18</b>	-0.80	-0.80	-0.74	-0.77	-0.73	-0.70	-0.77
<b>19</b>	-0.80	-0.80	-0.77	-0.83	-0.74	-0.71	-0.78
<b>20</b>	-0.80	-0.77	-0.80	-0.78	-0.73	-0.74	-0.78
<b>21</b>	-0.79	-0.80	-0.77	-0.77	-0.72	-0.72	-0.77
<b>22</b>							
<b>23</b>							
<b>24</b>	-0.79	-0.80	-0.79	-0.77	-0.71	-0.71	-0.77
<b>25</b>	-0.78	-0.80	-0.79	-0.76	-0.71	-0.70	-0.77
<b>26</b>	-0.77	-0.79	-0.79	-0.75	-0.72	-0.68	-0.76
<b>27</b>	-0.77	-0.78	-0.79	-0.74	-0.71	-0.66	-0.75
<b>28</b>	-0.78	-0.79	-0.78	-0.75	-0.72	-0.63	-0.75
<b>29</b>							
<b>30</b>							
Mo Avg	-0.81	-0.80	-0.78	-0.77	-0.73	-0.71	-0.78

Basis determined by using (JULY) contract.

Prepared by Iowa Department of Agriculture and Land Stewardship  
Agricultural Marketing Bureau, Des Moines, Iowa



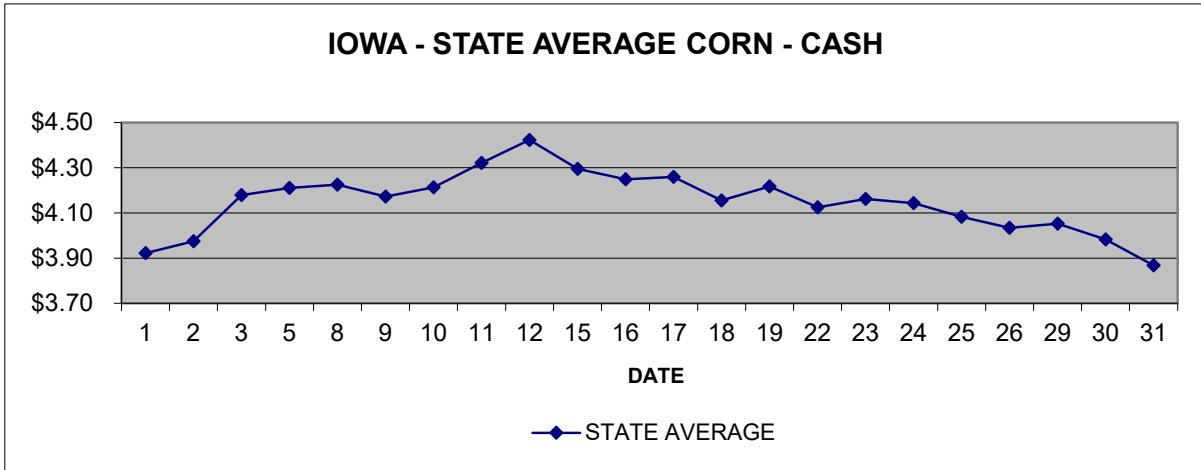
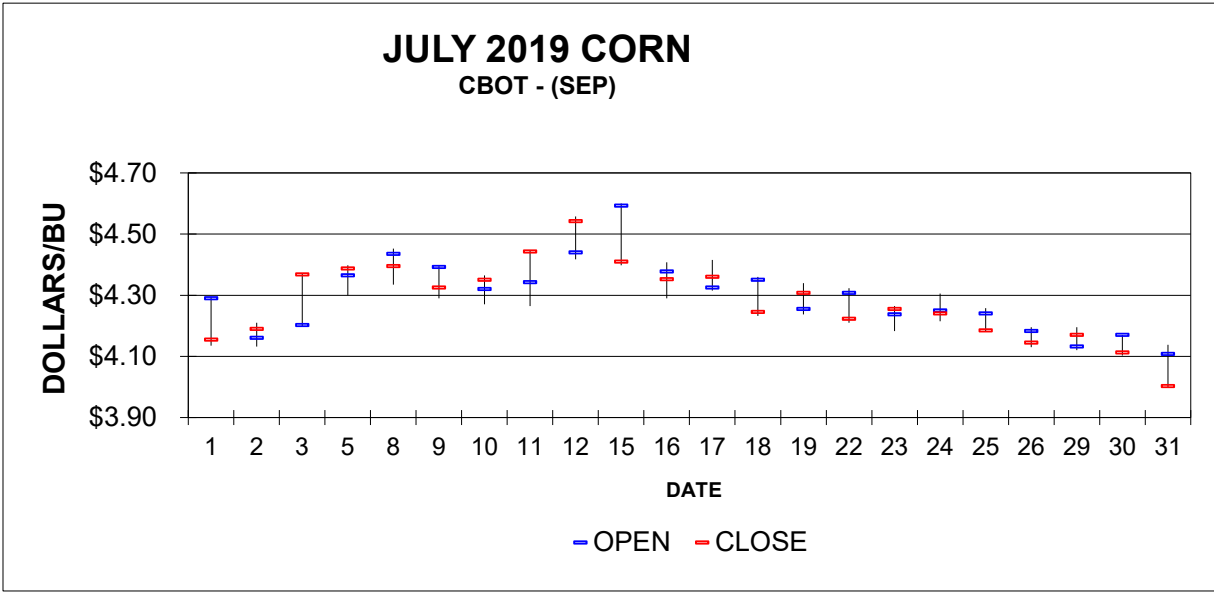
Source: Iowa Department of Agriculture and Land Stewardship

## IOWA DAILY SOYBEAN RANGES FOR JUNE 2019

	NW - I		NC - II		NE - III		SW - IV		SC - V		SE - VI	
	LOW	HIGH	LOW	HIGH	LOW	HIGH	LOW	HIGH	LOW	HIGH	LOW	HIGH
<b>1</b>												
<b>2</b>												
<b>3</b>	7.86	8.04	7.89	8.04	7.84	8.14	7.90	8.09	7.97	8.15	7.94	8.25
<b>4</b>	7.89	8.07	7.92	8.07	7.89	8.17	7.93	8.12	8.00	8.17	7.97	8.28
<b>5</b>	7.77	7.95	7.82	7.95	7.82	8.02	7.81	8.00	7.88	8.05	7.85	8.19
<b>6</b>	7.76	7.95	7.79	7.94	7.81	8.04	7.79	8.00	7.87	8.04	7.81	8.15
<b>7</b>	7.63	7.82	7.66	7.81	7.68	7.91	7.70	7.84	7.74	7.96	7.70	8.04
<b>8</b>												
<b>9</b>												
<b>10</b>	7.66	7.84	7.69	7.83	7.71	7.94	7.70	7.88	7.77	8.00	7.74	8.06
<b>11</b>	7.69	7.87	7.69	7.91	7.71	7.94	7.73	7.91	7.79	7.84	7.77	8.06
<b>12</b>	7.87	8.04	7.88	8.04	7.90	8.09	7.92	8.10	7.98	8.19	7.96	8.23
<b>13</b>	7.99	8.14	7.98	8.14	7.92	8.23	8.02	8.20	8.08	8.29	8.09	8.29
<b>14</b>	8.08	8.40	8.07	8.23	8.09	8.32	8.11	8.29	8.17	8.38	8.13	8.46
<b>15</b>												
<b>16</b>												
<b>17</b>	8.29	8.39	8.23	8.39	8.25	8.48	8.27	8.45	8.33	8.54	8.30	8.62
<b>18</b>	8.30	8.39	8.24	8.39	8.26	8.60	8.28	8.45	8.34	8.54	8.31	8.61
<b>19</b>	8.19	8.29	8.13	8.29	8.16	8.38	7.82	8.35	8.23	8.43	8.18	8.50
<b>20</b>	8.32	8.39	8.33	8.42	8.11	8.48	8.30	8.46	8.36	8.56	8.30	8.54
<b>21</b>	8.19	8.28	8.13	8.28	8.15	8.38	8.17	8.34	8.23	8.45	8.18	8.48
<b>22</b>												
<b>23</b>												
<b>24</b>	8.25	8.35	8.19	8.35	8.21	8.41	8.23	8.41	8.31	8.51	8.24	8.55
<b>25</b>	8.20	8.29	8.13	8.29	8.14	8.36	8.20	8.37	8.26	8.44	8.19	8.53
<b>26</b>	8.10	8.22	8.04	8.29	8.06	8.28	8.11	8.28	8.17	8.30	8.12	8.43
<b>27</b>	8.04	8.16	7.98	8.16	8.00	8.22	8.08	8.22	8.13	8.24	8.11	8.33
<b>28</b>	8.13	8.26	8.10	8.26	8.12	8.36	8.20	8.32	8.24	8.35	8.22	8.55
<b>29</b>												
<b>30</b>												

Mo Avg	8.0818	8.0882	8.1055	8.1163	8.1550	8.1825
					State average	8.1125





Source: Iowa Department of Agriculture and Land Stewardship

## IOWA DAILY CORN BASIS FOR JULY 2019

	<b>NW - I</b>	<b>NC - II</b>	<b>NE - III</b>	<b>SW - IV</b>	<b>SC - V</b>	<b>SE - VI</b>	<b>Basis Average</b>
<b>1</b>	-0.13	-0.23	-0.30	-0.23	-0.26	-0.31	-0.23
<b>2</b>	-0.11	-0.21	-0.27	-0.23	-0.25	-0.30	-0.22
<b>3</b>	-0.09	-0.19	-0.24	-0.20	-0.21	-0.27	-0.19
<b>4</b>							
<b>5</b>	-0.08	-0.18	-0.23	-0.20	-0.20	-0.22	-0.18
<b>6</b>							
<b>7</b>							
<b>8</b>	-0.08	-0.16	-0.24	-0.19	-0.20	-0.22	-0.17
<b>9</b>	-0.07	-0.14	-0.21	-0.17	-0.17	-0.22	-0.15
<b>10</b>	-0.04	-0.13	-0.20	-0.14	-0.15	-0.20	-0.14
<b>11</b>	-0.03	-0.11	-0.19	-0.13	-0.15	-0.19	-0.12
<b>12</b>	-0.03	-0.12	-0.19	-0.12	-0.15	-0.16	-0.12
<b>13</b>							
<b>14</b>							
<b>15</b>	-0.04	-0.11	-0.18	-0.10	-0.13	-0.17	-0.11
<b>16</b>	-0.04	-0.10	-0.16	-0.11	-0.13	-0.13	-0.10
<b>17</b>	-0.02	-0.10	-0.17	-0.08	-0.12	-0.15	-0.10
<b>18</b>	-0.01	-0.08	-0.17	-0.08	-0.11	-0.15	-0.09
<b>19</b>	-0.01	-0.10	-0.13	-0.09	-0.11	-0.14	-0.09
<b>20</b>							
<b>21</b>							
<b>22</b>	-0.01	-0.10	-0.17	-0.08	-0.11	-0.15	-0.10
<b>23</b>	0.00	-0.10	-0.17	-0.08	-0.11	-0.12	-0.09
<b>24</b>	0.00	-0.10	-0.17	-0.09	-0.11	-0.14	-0.10
<b>25</b>	0.00	-0.11	-0.19	-0.10	-0.11	-0.16	-0.10
<b>26</b>	0.00	-0.12	-0.19	-0.11	-0.11	-0.18	-0.11
<b>27</b>							
<b>28</b>							
<b>29</b>	-0.01	-0.12	-0.20	-0.11	-0.12	-0.18	-0.12
<b>30</b>	-0.03	-0.13	-0.21	-0.12	-0.15	-0.20	-0.13
<b>31</b>	-0.04	-0.13	-0.21	-0.12	-0.15	-0.21	-0.13
<b>Mo Avg</b>	-0.04	-0.13	-0.20	-0.13	-0.15	-0.19	-0.13

Basis determined by using (JULY) contract.

Prepared by Iowa Department of Agriculture and Land Stewardship  
Agricultural Marketing Bureau, Des Moines, Iowa

## IOWA STATE AVERAGE CORN PRICES FOR JULY 2019

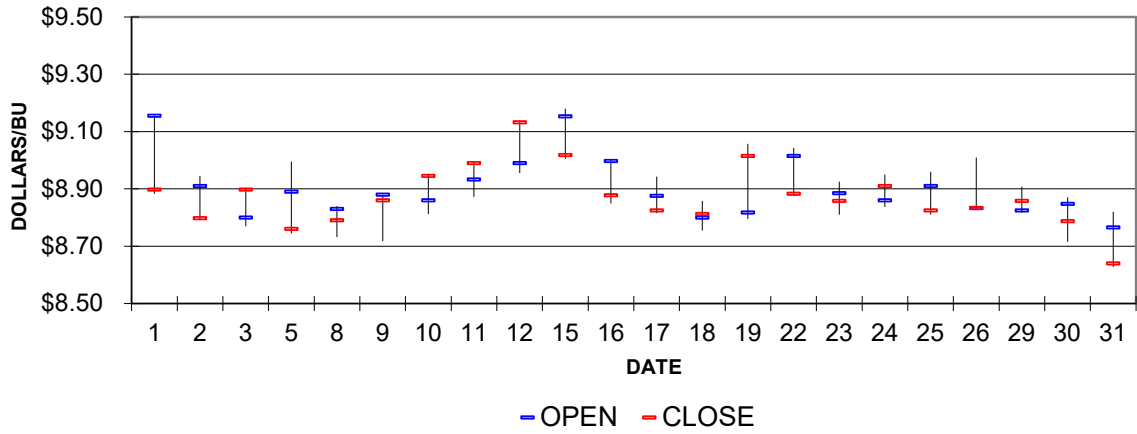
	NW - I	NC - II	NE - III	SW - IV	SC - V	SE - VI	State Average
<b>1</b>	4.0214	3.9270	3.8556	3.9229	3.8943	3.8500	3.9221
<b>2</b>	4.0829	3.9810	3.9167	3.9629	3.9386	3.8929	3.9750
<b>3</b>	4.2743	4.1790	4.1322	4.1700	4.1586	4.1014	4.1789
<b>4</b>							
<b>5</b>	4.3043	4.2100	4.1567	4.1900	4.1843	4.1700	4.2111
<b>6</b>							
<b>7</b>							
<b>8</b>	4.3114	4.2390	4.1578	4.2071	4.1957	4.1729	4.2246
<b>9</b>	4.2571	4.1850	4.1111	4.1557	4.1543	4.1086	4.1720
<b>10</b>	4.3071	4.2160	4.1456	4.2071	4.2043	4.1500	4.2130
<b>11</b>	4.4114	4.3360	4.2533	4.3129	4.2914	4.2571	4.3215
<b>12</b>	4.5150	4.4244	4.3529	4.4217	4.3929	4.3850	4.4234
<b>13</b>							
<b>14</b>							
<b>15</b>	4.3743	4.2970	4.2344	4.3083	4.2771	4.2400	4.2954
<b>16</b>	4.3167	4.2563	4.1900	4.2471	4.2200	4.2200	4.2490
<b>17</b>	4.3386	4.2580	4.1933	4.2800	4.2371	4.2086	4.2589
<b>18</b>	4.2386	4.1690	4.0722	4.1683	4.1357	4.0986	4.1556
<b>19</b>	4.2986	4.2070	4.1767	4.2171	4.1986	4.1671	4.2168
<b>20</b>							
<b>21</b>							
<b>22</b>	4.2157	4.1200	4.0511	4.1417	4.1086	4.0771	4.1248
<b>23</b>	4.2500	4.1530	4.0878	4.1733	4.1457	4.1314	4.1614
<b>24</b>	4.2429	4.1390	4.0678	4.1471	4.1329	4.0971	4.1439
<b>25</b>	4.1886	4.0780	4.0000	4.0900	4.0757	4.0200	4.0821
<b>26</b>	4.1457	4.0280	3.9511	4.0371	4.0357	3.9657	4.0337
<b>27</b>							
<b>28</b>							
<b>29</b>	4.1586	4.0510	3.9689	4.0571	4.0529	3.9871	4.0526
<b>30</b>	4.0843	3.9870	3.9011	3.9886	3.9657	3.9157	3.9825
<b>31</b>	3.9650	3.8711	3.7911	3.8843	3.8557	3.7900	3.8677
Mo Avg	4.2410	4.1505	4.0803	4.1496	4.1298	4.0912	4.1485

## IOWA DAILY CORN RANGES FOR JULY 2019

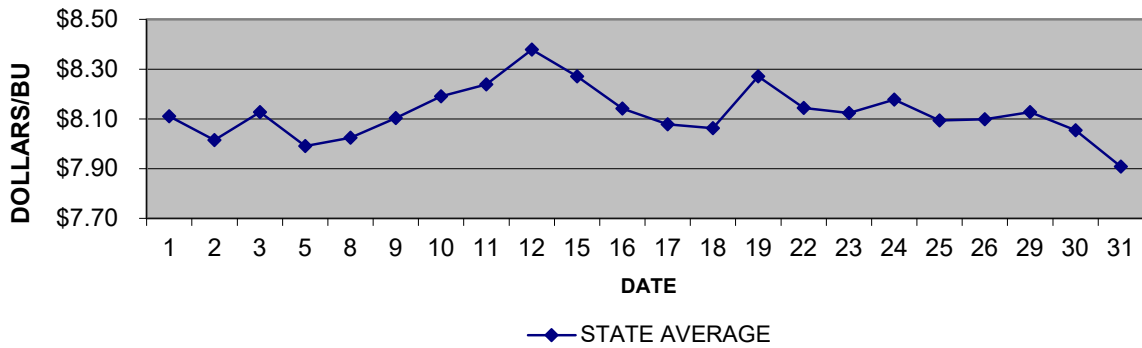
	NW - I		NC - II		NE - III		SW - IV		SC - V		SE - VI	
	LOW	HIGH	LOW	HIGH	LOW	HIGH	LOW	HIGH	LOW	HIGH	LOW	HIGH
<b>1</b>	3.93	4.21	3.78	4.05	3.76	3.99	3.85	3.99	3.82	4.03	3.66	4.00
<b>2</b>	3.99	4.26	3.81	4.09	3.81	4.09	3.87	4.02	3.87	4.07	3.70	4.04
<b>3</b>	4.17	4.47	4.07	4.27	4.01	4.27	4.05	4.23	4.09	4.27	3.75	4.24
<b>4</b>												
<b>5</b>	4.19	4.49	4.09	4.29	4.08	4.29	4.10	4.27	4.13	4.29	4.08	4.26
<b>6</b>												
<b>7</b>												
<b>8</b>	4.22	4.50	4.15	4.29	4.09	4.25	4.12	4.28	4.14	4.33	4.00	4.31
<b>9</b>	4.15	4.48	4.08	4.25	4.04	4.20	4.06	4.25	4.07	4.26	3.93	4.24
<b>10</b>	4.22	4.52	4.10	4.28	4.07	4.22	4.08	4.30	4.12	4.30	4.08	4.26
<b>11</b>	4.34	4.61	4.22	4.49	4.17	4.37	4.18	4.39	4.21	4.39	4.17	4.39
<b>12</b>	4.44	4.71	4.32	4.49	4.27	4.46	4.29	4.49	4.31	4.50	4.29	4.49
<b>13</b>												
<b>14</b>												
<b>15</b>	4.22	4.58	4.19	4.36	4.14	4.36	4.26	4.36	4.21	4.41	4.14	4.36
<b>16</b>	4.16	4.52	4.17	4.32	4.08	4.30	4.16	4.32	4.15	4.35	4.13	4.33
<b>17</b>	4.21	4.53	4.14	4.34	4.09	4.31	4.21	4.33	4.16	4.36	4.14	4.28
<b>18</b>	4.14	4.42	4.10	4.30	3.97	4.19	4.10	4.21	4.07	4.24	3.94	4.23
<b>19</b>	4.17	4.48	4.13	4.26	4.04	4.40	4.15	4.28	4.13	4.30	4.01	4.31
<b>20</b>												
<b>21</b>												
<b>22</b>	4.12	4.39	4.04	4.17	3.95	4.18	4.07	4.19	4.04	4.21	3.94	4.22
<b>23</b>	4.15	4.44	4.08	4.20	3.98	4.22	4.08	4.22	4.08	4.25	4.03	4.26
<b>24</b>	4.14	4.42	4.06	4.19	3.96	4.17	4.06	4.21	4.06	4.25	3.96	4.24
<b>25</b>	4.08	4.39	4.01	4.13	3.91	4.09	4.01	4.15	4.01	4.19	3.83	4.19
<b>26</b>	4.02	4.35	3.95	4.08	3.86	4.03	3.90	4.11	3.97	4.15	3.90	4.12
<b>27</b>												
<b>28</b>												
<b>29</b>	4.05	4.35	3.97	4.10	3.89	4.06	3.92	4.13	3.97	4.18	3.88	4.14
<b>30</b>	3.94	4.29	3.89	4.04	3.83	3.98	3.86	4.07	3.87	4.11	3.84	4.08
<b>31</b>	3.88	4.18	3.78	3.93	3.72	3.87	3.75	3.96	3.76	4.00	3.65	3.97
Mo Avg	4.2410		4.1505		4.0803		4.1496		4.1298		4.0912	
									State average		4.1485	

Prepared by Iowa Department of Agriculture and Land Stewardship  
Agricultural Marketing Bureau, Des Moines, Iowa

### JULY 2019 SOYBEANS CBOT- (AUG)



### IOWA - STATE AVERAGE SOYBEANS - CASH



Source: Iowa Department of Agriculture and Land Stewardship

## IOWA DAILY SOYBEAN BASIS FOR JULY 2019

	<b>NW - I</b>	<b>NC - II</b>	<b>NE - III</b>	<b>SW - IV</b>	<b>SC - V</b>	<b>SE - VI</b>	<b>Basis Average</b>
<b>1</b>	-0.83	-0.82	-0.77	-0.80	-0.77	-0.67	-0.79
<b>2</b>	-0.82	-0.82	-0.75	-0.79	-0.77	-0.69	-0.78
<b>3</b>	-0.82	-0.82	-0.71	-0.77	-0.75	-0.66	-0.77
<b>4</b>							
<b>5</b>	-0.82	-0.82	-0.71	-0.77	-0.75	-0.64	-0.77
<b>6</b>							
<b>7</b>							
<b>8</b>	-0.82	-0.82	-0.71	-0.77	-0.73	-0.64	-0.77
<b>9</b>	-0.81	-0.81	-0.70	-0.76	-0.73	-0.62	-0.76
<b>10</b>	-0.82	-0.82	-0.68	-0.76	-0.73	-0.61	-0.75
<b>11</b>	-0.81	-0.81	-0.68	-0.76	-0.73	-0.60	-0.75
<b>12</b>	-0.83	-0.81	-0.69	-0.77	-0.73	-0.58	-0.75
<b>13</b>							
<b>14</b>							
<b>15</b>	-0.81	-0.81	-0.69	-0.74	-0.73	-0.58	-0.75
<b>16</b>	-0.81	-0.79	-0.66	-0.75	-0.73	-0.55	-0.74
<b>17</b>	-0.80	-0.80	-0.70	-0.74	-0.73	-0.60	-0.75
<b>18</b>	-0.80	-0.81	-0.71	-0.74	-0.73	-0.61	-0.75
<b>19</b>	-0.81	-0.79	-0.70	-0.75	-0.72	-0.61	-0.74
<b>20</b>							
<b>21</b>							
<b>22</b>	-0.80	-0.77	-0.70	-0.73	-0.72	-0.62	-0.74
<b>23</b>	-0.80	-0.77	-0.70	-0.73	-0.72	-0.61	-0.73
<b>24</b>	-0.79	-0.77	-0.69	-0.74	-0.72	-0.60	-0.73
<b>25</b>	-0.78	-0.77	-0.69	-0.74	-0.71	-0.62	-0.73
<b>26</b>	-0.79	-0.76	-0.70	-0.73	-0.71	-0.64	-0.73
<b>27</b>							
<b>28</b>							
<b>29</b>	-0.78	-0.75	-0.73	-0.73	-0.69	-0.65	-0.73
<b>30</b>	-0.77	-0.75	-0.74	-0.74	-0.70	-0.66	-0.73
<b>31</b>	-0.77	-0.75	-0.73	-0.72	-0.69	-0.69	-0.73
<b>Mo Avg</b>	-0.80	-0.79	-0.71	-0.75	-0.73	-0.63	-0.75

Basis determined by using (JULY) contract.

Prepared by Iowa Department of Agriculture and Land Stewardship  
Agricultural Marketing Bureau, Des Moines, Iowa

## IOWA STATE AVERAGE BEAN PRICES FOR JULY 2019

	<b>NW - I</b>	<b>NC - II</b>	<b>NE - III</b>	<b>SW - IV</b>	<b>SC - V</b>	<b>SE - VI</b>	<b>State Average</b>
<b>1</b>	8.0714	8.0740	8.1289	8.1000	8.1257	8.2286	8.1098
<b>2</b>	7.9800	7.9790	8.0478	8.0114	8.0286	8.1100	8.0151
<b>3</b>	8.0757	8.0780	8.1844	8.1317	8.1457	8.2371	8.1269
<b>4</b>							
<b>5</b>	7.9371	7.9410	8.0456	7.9871	8.0100	8.1171	7.9905
<b>6</b>							
<b>7</b>							
<b>8</b>	7.9671	7.9740	8.0756	8.0229	8.0557	8.1529	8.0246
<b>9</b>	8.0457	8.0470	8.1633	8.1014	8.1286	8.2357	8.1028
<b>10</b>	8.1271	8.1300	8.2667	8.1857	8.2186	8.3329	8.1908
<b>11</b>	8.1757	8.1810	8.3133	8.2300	8.2600	8.3857	8.2390
<b>12</b>	8.3067	8.3244	8.4386	8.3600	8.4000	8.5550	8.3783
<b>13</b>							
<b>14</b>							
<b>15</b>	8.2029	8.2090	8.3300	8.2750	8.2900	8.4329	8.2706
<b>16</b>	8.0633	8.0863	8.2150	8.1257	8.1500	8.3250	8.1412
<b>17</b>	8.0243	8.0210	8.1211	8.0850	8.0971	8.2200	8.0780
<b>18</b>	8.0100	8.0050	8.1067	8.0733	8.0800	8.1986	8.0624
<b>19</b>	8.2100	8.2250	8.3200	8.2643	8.2957	8.4071	8.2708
<b>20</b>							
<b>21</b>							
<b>22</b>	8.0800	8.1100	8.1800	8.1500	8.1586	8.2643	8.1434
<b>23</b>	8.0614	8.0890	8.1600	8.1300	8.1386	8.2486	8.1240
<b>24</b>	8.1157	8.1440	8.2200	8.1700	8.1914	8.3057	8.1773
<b>25</b>	8.0400	8.0590	8.1322	8.0814	8.1200	8.2071	8.0931
<b>26</b>	8.0471	8.0720	8.1289	8.0986	8.1229	8.1886	8.0982
<b>27</b>							
<b>28</b>							
<b>29</b>	8.0786	8.1100	8.1267	8.1314	8.1657	8.2057	8.1266
<b>30</b>	8.0186	8.0400	8.0456	8.0471	8.0871	8.1300	8.0536
<b>31</b>	7.8717	7.8944	7.9056	7.9214	7.9514	7.9500	7.9080
<b>Mo Avg</b>	8.0686	8.0815	8.1662	8.1220	8.1464	8.2472	8.1239

## IOWA DAILY SOYBEAN RANGES FOR JULY 2019

	NW - I		NC - II		NE - III		SW - IV		SC - V		SE - VI	
	LOW	HIGH	LOW	HIGH	LOW	HIGH	LOW	HIGH	LOW	HIGH	LOW	HIGH
<b>1</b>	7.99	8.12	7.96	8.12	7.98	8.30	8.05	8.18	8.09	8.20	8.07	8.38
<b>2</b>	7.89	8.04	7.90	8.02	7.89	8.25	7.95	8.08	7.99	8.10	7.97	8.27
<b>3</b>	7.98	8.14	8.00	8.12	8.05	8.38	8.05	8.19	8.09	8.25	8.07	8.45
<b>4</b>												
<b>5</b>	7.84	8.00	7.86	7.98	7.91	8.24	7.91	8.05	7.95	8.11	7.93	8.31
<b>6</b>												
<b>7</b>												
<b>8</b>	7.87	8.03	7.89	8.04	7.94	8.27	7.97	8.08	8.01	8.14	7.96	8.34
<b>9</b>	7.94	8.14	7.99	8.11	8.01	8.34	8.04	8.16	8.08	8.21	8.03	8.39
<b>10</b>	8.03	8.19	8.07	8.19	8.09	8.45	8.13	8.25	8.17	8.29	8.15	8.48
<b>11</b>	8.07	8.25	8.13	8.24	8.14	8.49	8.17	8.29	8.21	8.34	8.21	8.54
<b>12</b>	8.21	8.39	8.28	8.38	8.28	8.61	8.23	8.43	8.35	8.48	8.47	8.65
<b>13</b>												
<b>14</b>												
<b>15</b>	8.10	8.28	8.14	8.27	8.17	8.50	8.20	8.32	8.24	8.37	8.24	8.57
<b>16</b>	7.96	8.13	8.03	8.13	8.03	8.36	8.06	8.18	8.10	8.23	8.18	8.42
<b>17</b>	7.91	8.08	7.93	8.07	7.97	8.29	8.01	8.15	8.05	8.17	8.05	8.31
<b>18</b>	7.89	8.07	7.94	8.06	7.96	8.26	7.99	8.14	8.03	8.16	8.03	8.33
<b>19</b>	8.10	8.26	8.14	8.26	8.19	8.47	8.22	8.34	8.25	8.36	8.27	8.53
<b>20</b>												
<b>21</b>												
<b>22</b>	7.96	8.14	8.05	8.16	8.06	8.33	8.08	8.21	8.12	8.23	8.13	8.38
<b>23</b>	7.96	8.12	8.03	8.14	8.04	8.31	8.06	8.19	8.10	8.21	8.11	8.37
<b>24</b>	8.01	8.17	8.08	8.19	8.09	8.36	8.11	8.24	8.15	8.26	8.16	8.45
<b>25</b>	7.93	8.12	8.00	8.10	8.00	8.28	8.03	8.18	8.07	8.17	8.08	8.32
<b>26</b>	7.93	8.13	8.00	8.13	8.01	8.28	8.03	8.19	8.07	8.18	8.08	8.33
<b>27</b>												
<b>28</b>												
<b>29</b>	7.96	8.16	8.03	8.16	8.04	8.24	8.06	8.22	8.10	8.21	8.11	8.31
<b>30</b>	7.89	8.12	7.96	8.09	7.95	8.17	8.00	8.11	8.03	8.17	8.04	8.27
<b>31</b>	7.74	7.94	7.81	7.94	7.77	8.01	7.85	7.99	7.92	7.99	7.89	7.98

Mo Avg      8.0686

8.0815

8.1662

8.1220

8.1464  
State average

8.2472  
8.1239



## IOWA STATE AVERAGE CORN PRICES FOR AUGUST 2019

	NW - I	NC - II	NE - III	SW - IV	SC - V	SE - VI	State Average
<b>1</b>	3.9171	3.8090	3.7011	3.8200	3.7857	3.7457	3.8049
<b>2</b>	3.9686	3.8630	3.7711	3.8820	3.8514	3.7943	3.8625
<b>3</b>							
<b>4</b>							
<b>5</b>	4.0300	3.9210	3.8425	3.9314	3.8850	3.8586	3.9212
<b>6</b>	4.0200	3.9110	3.8267	3.9200	3.8986	3.8443	3.9114
<b>7</b>	4.0443	3.9350	3.8467	3.9583	3.9243	3.8714	3.9371
<b>8</b>	4.0620	3.9843	3.9086	3.9983	3.9671	3.9217	3.9804
<b>9</b>	4.0843	3.9720	3.8800	3.9850	3.9571	3.8971	3.9711
<b>10</b>							
<b>11</b>							
<b>12</b>	3.8157	3.6967	3.6367	3.7300	3.6714	3.6014	3.7021
<b>13</b>	3.6529	3.5330	3.4411	3.5367	3.5467	3.4214	3.5306
<b>14</b>	3.5857	3.4660	3.3667	3.4614	3.4629	3.3614	3.4606
<b>15</b>	3.6086	3.4870	3.4311	3.4786	3.4886	3.4200	3.4939
<b>16</b>	3.7086	3.5880	3.5389	3.5857	3.5886	3.5083	3.5951
<b>17</b>							
<b>18</b>							
<b>19</b>	3.6486	3.5280	3.4822	3.5200	3.5067	3.4371	3.5318
<b>20</b>	3.5871	3.4870	3.4467	3.4783	3.4550	3.4267	3.4901
<b>21</b>	3.6143	3.5270	3.4789	3.5133	3.5129	3.4886	3.5295
<b>22</b>	3.6143	3.5250	3.4922	3.4950	3.5186	3.4929	3.5299
<b>23</b>	3.5986	3.4880	3.4522	3.5083	3.5000	3.4614	3.5054
<b>24</b>							
<b>25</b>							
<b>26</b>	3.5700	3.4900	3.4378	3.4743	3.4767	3.4543	3.4904
<b>27</b>	3.5829	3.4780	3.4267	3.5033	3.5029	3.4414	3.4920
<b>28</b>	3.6229	3.5300	3.4933	3.5660	3.5657	3.5029	3.5474
<b>29</b>	3.6329	3.5130	3.4722	3.5700	3.5629	3.4814	3.5386
<b>30</b>	3.6057	3.5170	3.4733	3.5983	3.5457	3.4800	3.5363
<b>31</b>							
Mo Avg	3.7534	3.6477	3.5839	3.6597	3.6443	3.5869	3.6528

## IOWA DAILY CORN BASIS FOR

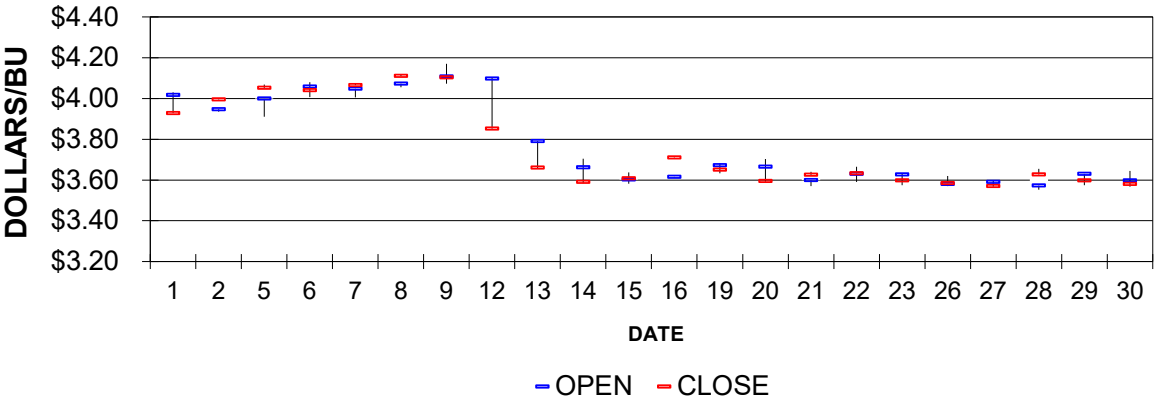
	<b>NW - I</b>	<b>NC - II</b>	<b>NE - III</b>	<b>SW - IV</b>	<b>SC - V</b>	<b>SE - VI</b>	<b>Basis Average</b>
<b>1</b>	-0.01	-0.12	-0.23	-0.11	-0.14	-0.18	-0.12
<b>2</b>	-0.03	-0.13	-0.22	-0.11	-0.14	-0.20	-0.13
<b>3</b>							
<b>4</b>							
<b>5</b>	-0.02	-0.13	-0.21	-0.12	-0.17	-0.19	-0.13
<b>6</b>	-0.02	-0.13	-0.21	-0.12	-0.14	-0.20	-0.13
<b>7</b>	-0.02	-0.13	-0.22	-0.11	-0.14	-0.19	-0.13
<b>8</b>	-0.05	-0.13	-0.20	-0.11	-0.14	-0.19	-0.13
<b>9</b>	-0.02	-0.13	-0.22	-0.12	-0.15	-0.21	-0.13
<b>10</b>							
<b>11</b>							
<b>12</b>	-0.04	-0.16	-0.22	-0.12	-0.18	-0.25	-0.15
<b>13</b>	-0.01	-0.13	-0.22	-0.12	-0.11	-0.24	-0.13
<b>14</b>	0.00	-0.12	-0.22	-0.13	-0.13	-0.23	-0.13
<b>15</b>	0.00	-0.12	-0.18	-0.13	-0.12	-0.19	-0.11
<b>16</b>	0.00	-0.12	-0.17	-0.12	-0.12	-0.20	-0.11
<b>17</b>							
<b>18</b>							
<b>19</b>	0.00	-0.12	-0.17	-0.13	-0.14	-0.21	-0.12
<b>20</b>	-0.01	-0.11	-0.15	-0.12	-0.14	-0.17	-0.10
<b>21</b>	-0.01	-0.10	-0.15	-0.11	-0.11	-0.14	-0.10
<b>22</b>	-0.02	-0.11	-0.14	-0.14	-0.11	-0.14	-0.10
<b>23</b>	0.00	-0.11	-0.15	-0.09	-0.10	-0.14	-0.09
<b>24</b>							
<b>25</b>							
<b>26</b>	-0.01	-0.10	-0.15	-0.11	-0.11	-0.13	-0.09
<b>27</b>	0.01	-0.09	-0.14	-0.07	-0.07	-0.13	-0.08
<b>28</b>	0.00	-0.10	-0.13	-0.06	-0.06	-0.12	-0.08
<b>29</b>	0.04	-0.08	-0.13	-0.03	-0.03	-0.12	-0.06
<b>30</b>	0.03	-0.06	-0.11	0.02	-0.03	-0.10	-0.04
<b>31</b>							
<b>Mo Avg</b>	-0.01	-0.11	-0.18	-0.10	-0.12	-0.18	-0.11

Basis determined by using (SEP) contract.

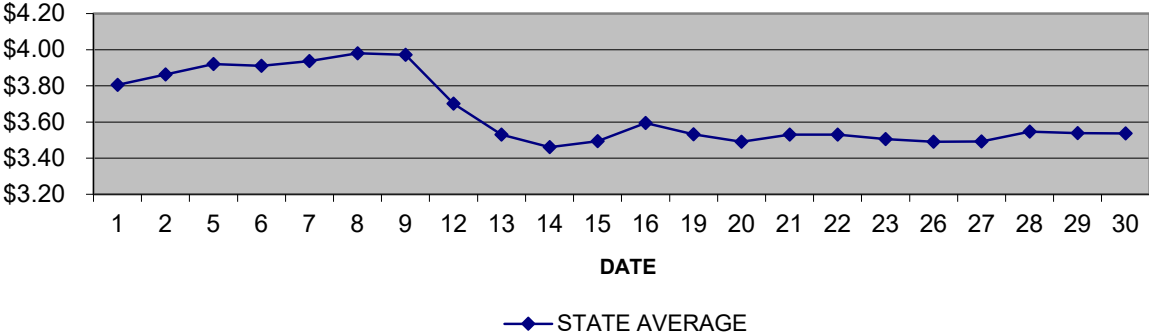
Prepared by Iowa Department of Agriculture and Land Stewardship  
Agricultural Marketing Bureau, Des Moines, Iowa

### AUGUST 2019 CORN

CBOT - (SEP)



### IOWA - STATE AVERAGE CORN - CASH



Source: Iowa Department of Agriculture and Land Stewardship

## IOWA DAILY CORN RANGES FOR AUGUST 2019

	NW - I		NC - II		NE - III		SW - IV		SC - V		SE - VI	
	LOW	HIGH	LOW	HIGH	LOW	HIGH	LOW	HIGH	LOW	HIGH	LOW	HIGH
<b>1</b>	3.83	4.11	3.71	3.86	3.60	3.80	3.68	3.89	3.69	3.93	3.66	3.90
<b>2</b>	3.87	4.18	3.78	3.92	3.69	3.86	3.75	3.96	3.76	3.99	3.60	3.97
<b>3</b>												
<b>4</b>												
<b>5</b>	3.93	4.23	3.83	3.98	3.78	3.92	3.80	4.01	3.81	4.04	3.78	3.97
<b>6</b>	3.92	4.22	3.82	3.97	3.76	3.94	3.79	4.00	3.80	4.04	3.77	3.94
<b>7</b>	3.94	4.29	3.85	3.99	3.78	3.97	3.82	4.03	3.84	4.06	3.79	3.97
<b>8</b>	3.99	4.24	3.89	4.04	3.83	4.01	3.86	4.07	3.88	4.11	3.84	4.01
<b>9</b>	3.98	4.26	3.88	4.03	3.80	4.00	3.85	4.06	3.87	4.10	3.83	3.96
<b>10</b>												
<b>11</b>												
<b>12</b>	3.71	4.01	3.60	3.76	3.55	3.77	3.55	3.81	3.57	3.85	3.41	3.71
<b>13</b>	3.54	3.88	3.44	3.61	3.36	3.58	3.36	3.62	3.46	3.66	3.22	3.52
<b>14</b>	3.49	3.81	3.37	3.54	3.29	3.51	3.27	3.55	3.37	3.59	3.22	3.45
<b>15</b>	3.51	3.83	3.39	3.56	3.32	3.53	3.29	3.57	3.41	3.62	3.37	3.48
<b>16</b>	3.61	3.93	3.49	3.66	3.43	3.65	3.39	3.67	3.51	3.72	3.47	3.57
<b>17</b>												
<b>18</b>												
<b>19</b>	3.55	3.87	3.43	3.60	3.37	3.63	3.33	3.61	3.45	3.60	3.21	3.59
<b>20</b>	3.49	3.82	3.38	3.56	3.37	3.58	3.28	3.56	3.40	3.55	3.36	3.46
<b>21</b>	3.48	3.85	3.41	3.63	3.40	3.63	3.31	3.58	3.45	3.63	3.39	3.61
<b>22</b>	3.49	3.85	3.43	3.63	3.41	3.63	3.31	3.58	3.45	3.64	3.39	3.61
<b>23</b>	3.50	3.82	3.40	3.60	3.37	3.55	3.28	3.57	3.42	3.68	3.36	3.58
<b>24</b>												
<b>25</b>												
<b>26</b>	3.44	3.81	3.39	3.61	3.35	3.54	3.27	3.56	3.41	3.58	3.35	3.54
<b>27</b>	3.47	3.79	3.37	3.61	3.33	3.52	3.43	3.55	3.44	3.63	3.33	3.55
<b>28</b>	3.53	3.85	3.43	3.63	3.39	3.57	3.53	3.61	3.50	3.69	3.39	3.61
<b>29</b>	3.50	3.83	3.40	3.61	3.36	3.54	3.42	3.61	3.49	3.63	3.36	3.58
<b>30</b>	3.48	3.80	3.43	3.60	3.35	3.55	3.49	3.80	3.48	3.68	3.34	3.56
<b>31</b>												
Mo Avg	3.7534		3.6477		3.5839		3.6597		3.6443		3.5869	
									State average		3.6528	

## IOWA STATE AVERAGE BEAN PRICES FOR AUGUST 2019

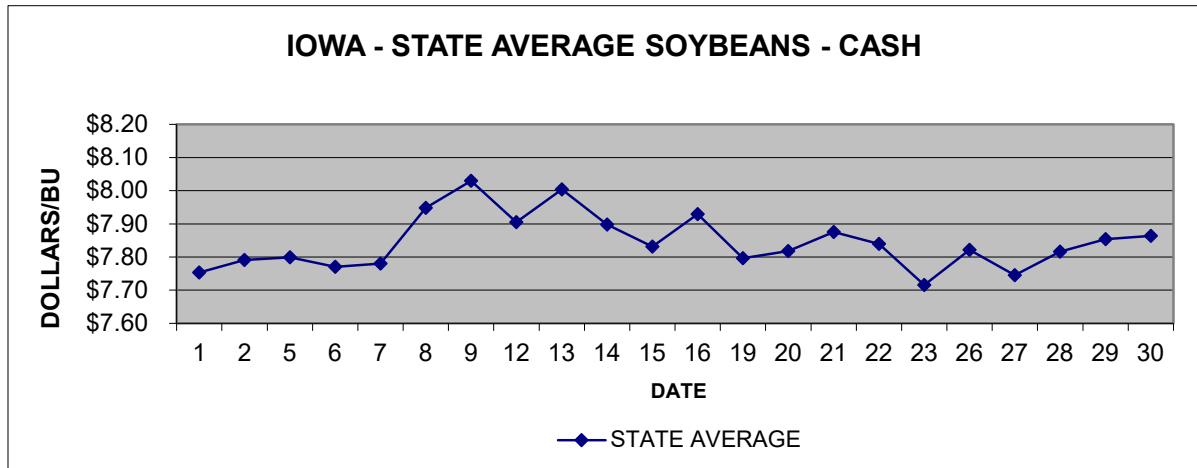
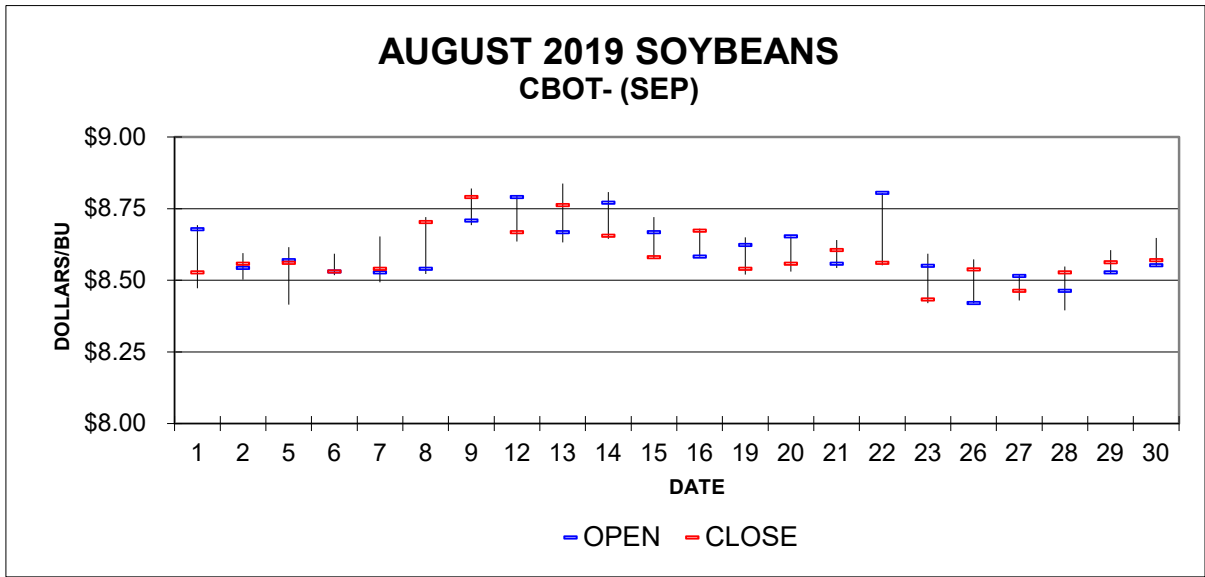
	NW - I	NC - II	NE - III	SW - IV	SC - V	SE - VI	State Average
<b>1</b>	7.7043	7.7360	7.7944	7.7550	7.7914	7.8029	7.7537
<b>2</b>	7.7429	7.7840	7.8044	7.8040	7.8243	7.8314	7.7908
<b>3</b>							
<b>4</b>							
<b>5</b>	7.7486	7.8120	7.8138	7.7943	7.8233	7.8343	7.7995
<b>6</b>	7.7186	7.7830	7.7844	7.7757	7.7957	7.7957	7.7707
<b>7</b>	7.7286	7.7920	7.7911	7.7950	7.8057	7.7957	7.7801
<b>8</b>	7.9180	7.9471	7.9471	7.9750	7.9657	7.9600	7.9485
<b>9</b>	7.9786	8.0410	8.0378	8.0483	8.0557	8.0429	8.0295
<b>10</b>							
<b>11</b>							
<b>12</b>	7.8671	7.9140	7.9233	7.9157	7.9243	7.9057	7.9050
<b>13</b>	7.9643	8.0090	8.0244	8.0183	8.0233	8.0086	8.0038
<b>14</b>	7.8543	7.8990	7.9167	7.9214	7.9157	7.9129	7.8982
<b>15</b>	7.7871	7.8280	7.8478	7.8286	7.8457	7.8900	7.8314
<b>16</b>	7.8729	7.9220	7.9622	7.9229	7.9357	8.0117	7.9294
<b>17</b>							
<b>18</b>							
<b>19</b>	7.7371	7.7880	7.8333	7.7829	7.8017	7.8871	7.7960
<b>20</b>	7.7614	7.8050	7.8678	7.8083	7.8133	7.9083	7.8181
<b>21</b>	7.8229	7.8520	7.9333	7.8583	7.8657	7.9829	7.8753
<b>22</b>	7.8000	7.8240	7.8722	7.8333	7.8329	7.9214	7.8398
<b>23</b>	7.6643	7.7000	7.7533	7.7200	7.7171	7.7914	7.7155
<b>24</b>							
<b>25</b>							
<b>26</b>	7.7829	7.8090	7.8500	7.8086	7.8100	7.9129	7.8219
<b>27</b>	7.6957	7.7300	7.7756	7.7450	7.7400	7.8343	7.7450
<b>28</b>	7.7714	7.7980	7.8389	7.8260	7.8114	7.9029	7.8166
<b>29</b>	7.7886	7.8440	7.8844	7.8586	7.8743	7.9371	7.8543
<b>30</b>	7.8000	7.8570	7.8933	7.8660	7.8743	7.9471	7.8638
<b>31</b>							
Mo Avg	7.7959	7.8397	7.8704	7.8482	7.8567	7.9008	7.8449

## IOWA DAILY SOYBEAN BASIS FOR AUGUST 2019

	<b>NW - I</b>	<b>NC - II</b>	<b>NE - III</b>	<b>SW - IV</b>	<b>SC - V</b>	<b>SE - VI</b>	<b>Basis Average</b>
<b>1</b>	-0.82	-0.79	-0.73	-0.77	-0.74	-0.72	-0.77
<b>2</b>	-0.81	-0.77	-0.75	-0.75	-0.73	-0.73	-0.77
<b>3</b>							
<b>4</b>							
<b>5</b>	-0.81	-0.75	-0.75	-0.77	-0.74	-0.73	-0.76
<b>6</b>	-0.81	-0.75	-0.75	-0.75	-0.73	-0.73	-0.76
<b>7</b>	-0.81	-0.75	-0.75	-0.75	-0.73	-0.74	-0.76
<b>8</b>	-0.78	-0.76	-0.76	-0.73	-0.74	-0.74	-0.75
<b>9</b>	-0.81	-0.75	-0.75	-0.74	-0.73	-0.75	-0.76
<b>10</b>							
<b>11</b>							
<b>12</b>	-0.80	-0.75	-0.74	-0.75	-0.74	-0.76	-0.76
<b>13</b>	-0.80	-0.75	-0.74	-0.74	-0.74	-0.75	-0.76
<b>14</b>	-0.80	-0.76	-0.74	-0.73	-0.74	-0.74	-0.76
<b>15</b>	-0.79	-0.75	-0.73	-0.75	-0.73	-0.69	-0.75
<b>16</b>	-0.80	-0.75	-0.71	-0.75	-0.74	-0.66	-0.74
<b>17</b>							
<b>18</b>							
<b>19</b>	-0.80	-0.75	-0.71	-0.76	-0.74	-0.65	-0.74
<b>20</b>	-0.80	-0.75	-0.69	-0.75	-0.74	-0.65	-0.74
<b>21</b>	-0.78	-0.75	-0.67	-0.75	-0.74	-0.62	-0.73
<b>22</b>	-0.76	-0.74	-0.69	-0.73	-0.73	-0.64	-0.72
<b>23</b>	-0.77	-0.73	-0.68	-0.71	-0.72	-0.64	-0.72
<b>24</b>							
<b>25</b>							
<b>26</b>	-0.75	-0.73	-0.69	-0.73	-0.73	-0.62	-0.72
<b>27</b>	-0.77	-0.73	-0.69	-0.72	-0.72	-0.63	-0.72
<b>28</b>	-0.76	-0.73	-0.69	-0.70	-0.72	-0.62	-0.71
<b>29</b>	-0.77	-0.72	-0.68	-0.70	-0.69	-0.63	-0.71
<b>30</b>	-0.77	-0.71	-0.68	-0.70	-0.70	-0.62	-0.71
<b>31</b>							
<b>Mo Avg</b>	-0.79	-0.75	-0.72	-0.74	-0.73	-0.69	-0.74

Basis determined by using (SEP) contract.

Prepared by Iowa Department of Agriculture and Land Stewardship  
Agricultural Marketing Bureau, Des Moines, Iowa



Source: Iowa Department of Agriculture and Land Stewardship

## IOWA DAILY SOYBEAN RANGES FOR AUGUST 2019

	NW - I		NC - II		NE - III		SW - IV		SC - V		SE - VI	
	LOW	HIGH	LOW	HIGH	LOW	HIGH	LOW	HIGH	LOW	HIGH	LOW	HIGH
<b>1</b>	7.57	7.79	7.64	7.83	7.67	7.98	7.68	7.83	7.75	7.88	7.74	7.88
<b>2</b>	7.61	7.81	7.68	7.86	7.60	8.01	7.72	7.86	7.79	7.91	7.77	7.91
<b>3</b>												
<b>4</b>												
<b>5</b>	7.61	7.82	7.73	7.87	7.63	8.01	7.70	7.87	7.79	7.87	7.79	7.91
<b>6</b>	7.58	7.79	7.71	7.84	7.60	7.99	7.69	7.84	7.76	7.84	7.74	7.88
<b>7</b>	7.59	7.80	7.74	7.84	7.61	7.99	7.70	7.85	7.77	7.85	7.75	7.89
<b>8</b>	7.82	7.96	7.90	7.98	7.88	7.99	7.91	8.01	7.93	8.01	7.90	8.06
<b>9</b>	7.84	8.05	7.99	8.09	7.88	8.24	7.97	8.10	8.02	8.10	7.98	8.14
<b>10</b>												
<b>11</b>												
<b>12</b>	7.73	7.92	7.86	7.97	7.75	8.11	7.84	7.97	7.89	7.97	7.85	7.96
<b>13</b>	7.81	8.02	7.96	8.04	7.85	8.29	7.94	8.07	7.99	8.07	7.95	8.06
<b>14</b>	7.70	7.91	7.85	7.93	7.74	8.18	7.83	8.00	7.88	7.96	7.84	7.96
<b>15</b>	7.63	7.84	7.78	7.86	7.67	8.08	7.76	7.89	7.81	7.89	7.77	7.96
<b>16</b>	7.72	7.93	7.87	7.97	7.84	8.17	7.85	7.98	7.90	7.98	7.90	8.10
<b>17</b>												
<b>18</b>												
<b>19</b>	7.59	7.79	7.74	7.83	7.71	8.04	7.72	7.85	7.77	7.85	7.77	7.97
<b>20</b>	7.60	7.81	7.75	7.85	7.76	8.06	7.73	7.86	7.78	7.86	7.78	8.04
<b>21</b>	7.70	7.89	7.80	7.90	7.79	8.11	7.78	7.91	7.83	7.91	7.83	8.15
<b>22</b>	7.66	7.90	7.76	7.92	7.75	8.06	7.74	7.89	7.79	7.90	7.79	8.06
<b>23</b>	7.54	7.74	7.64	7.80	7.64	7.94	7.62	7.79	7.67	7.77	7.67	7.92
<b>24</b>												
<b>25</b>												
<b>26</b>	7.64	7.87	7.75	7.90	7.75	8.05	7.72	7.90	7.77	7.87	7.77	8.02
<b>27</b>	7.56	7.77	7.67	7.83	7.67	7.97	7.67	7.82	7.69	7.80	7.69	7.94
<b>28</b>	7.63	7.86	7.74	7.88	7.73	8.03	7.74	7.86	7.76	7.86	7.76	7.99
<b>29</b>	7.66	7.86	7.79	7.92	7.79	8.06	7.81	7.91	7.85	7.91	7.79	8.02
<b>30</b>	7.69	7.87	7.79	7.93	7.79	8.07	7.81	7.92	7.85	7.90	7.79	8.04
<b>31</b>												
Mo Avg	7.7959		7.8397		7.8704		7.8482		7.8567		7.9008	
									State average		7.8449	



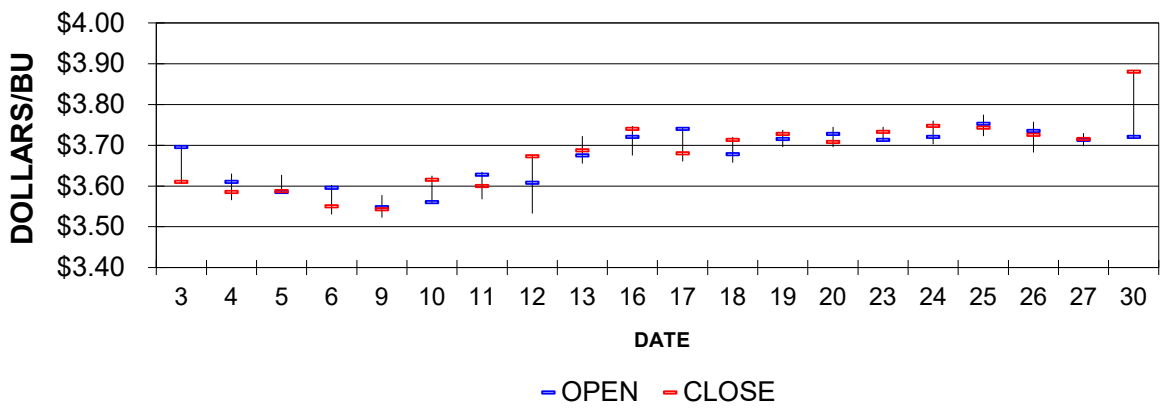
## IOWA DAILY CORN BASIS FOR SEPTEMBER 2019

	NW - I	NC - II	NE - III	SW - IV	SC - V	SE - VI	Basis Average
<b>1</b>							
<b>2</b>							
<b>3</b>	-0.15	-0.17	-0.24	-0.19	-0.17	-0.21	-0.18
<b>4</b>	-0.13	-0.17	-0.21	-0.22	-0.14	-0.20	-0.17
<b>5</b>	-0.12	-0.15	-0.22	-0.22	-0.16	-0.20	-0.17
<b>6</b>	-0.12	-0.14	-0.22	-0.16	-0.15	-0.20	-0.16
<b>7</b>							
<b>8</b>							
<b>9</b>	-0.13	-0.14	-0.23	-0.16	-0.21	-0.20	-0.17
<b>10</b>	-0.12	-0.14	-0.22	-0.15	-0.18	-0.18	-0.16
<b>11</b>	-0.11	-0.12	-0.22	-0.12	-0.16	-0.18	-0.14
<b>12</b>	-0.11	-0.13	-0.22	-0.15	-0.16	-0.18	-0.15
<b>13</b>	-0.11	-0.12	-0.21	-0.14	-0.15	-0.17	-0.15
<b>14</b>							
<b>15</b>							
<b>16</b>	-0.06	-0.12	-0.23	-0.12	-0.13	-0.18	-0.13
<b>17</b>	-0.06	-0.12	-0.21	-0.16	-0.14	-0.19	-0.14
<b>18</b>	-0.06	-0.12	-0.22	-0.16	-0.15	-0.21	-0.14
<b>19</b>	-0.06	-0.12	-0.21	-0.13	-0.15	-0.18	-0.13
<b>20</b>	-0.06	-0.11	-0.21	-0.17	-0.16	-0.18	-0.14
<b>21</b>							
<b>22</b>							
<b>23</b>	-0.06	-0.12	-0.22	-0.19	-0.16	-0.19	-0.14
<b>24</b>	-0.05	-0.13	-0.22	-0.17	-0.16	-0.18	-0.14
<b>25</b>	-0.06	-0.13	-0.22	-0.19	-0.18	-0.19	-0.15
<b>26</b>	-0.06	-0.13	-0.22	-0.22	-0.17	-0.19	-0.15
<b>27</b>	-0.07	-0.14	-0.22	-0.23	-0.19	-0.18	-0.16
<b>28</b>							
<b>29</b>							
<b>30</b>	-0.09	-0.15	-0.21	-0.24	-0.20	-0.20	-0.17
Mo Avg	-0.09	-0.13	-0.22	-0.18	-0.16	-0.19	-0.15

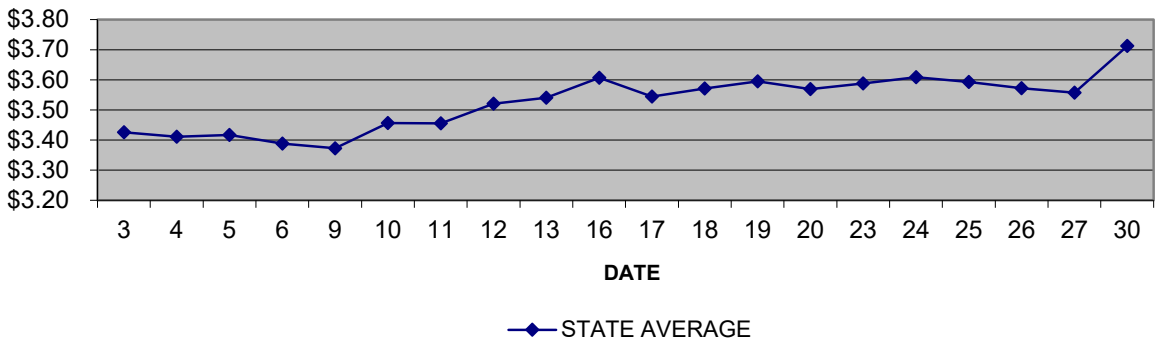
Basis determined by using (DEC) contract.

Prepared by Iowa Department of Agriculture and Land Stewardship  
Agricultural Marketing Bureau, Des Moines, Iowa

### SEPTEMBER 2019 CORN CBOT - (DEC)



### IOWA - STATE AVERAGE CORN - CASH



Source: Iowa Department of Agriculture and Land Stewardship

## IOWA STATE AVERAGE CORN PRICES FOR SEPTEMBER 2019

	NW - I	NC - II	NE - III	SW - IV	SC - V	SE - VI	State Average
<b>1</b>							
<b>2</b>							
<b>3</b>	3.4629	3.4380	3.3688	3.4220	3.4429	3.4043	3.4255
<b>4</b>	3.4557	3.4200	3.3722	3.3667	3.4457	3.3871	3.4106
<b>5</b>	3.4686	3.4400	3.3656	3.3650	3.4286	3.3914	3.4168
<b>6</b>	3.4267	3.4070	3.3322	3.3860	3.3986	3.3529	3.3884
<b>7</b>							
<b>8</b>							
<b>9</b>	3.4143	3.4030	3.3089	3.3783	3.3333	3.3400	3.3727
<b>10</b>	3.4957	3.4770	3.3967	3.4614	3.4317	3.4371	3.4565
<b>11</b>	3.4926	3.4760	3.3844	3.4780	3.4443	3.4243	3.4551
<b>12</b>	3.5586	3.5450	3.4544	3.5183	3.5143	3.4943	3.5202
<b>13</b>	3.5771	3.5640	3.4733	3.5450	3.5343	3.5129	3.5401
<b>14</b>							
<b>15</b>							
<b>16</b>	3.6829	3.6220	3.5122	3.6180	3.6071	3.5571	3.6063
<b>17</b>	3.6200	3.5640	3.4733	3.5229	3.5443	3.4900	3.5444
<b>18</b>	3.6500	3.5960	3.4911	3.5533	3.5671	3.5071	3.5708
<b>19</b>	3.6686	3.6122	3.5133	3.5960	3.5757	3.5500	3.5944
<b>20</b>	3.6486	3.5970	3.4933	3.5333	3.5486	3.5257	3.5693
<b>21</b>							
<b>22</b>							
<b>23</b>	3.6743	3.6100	3.5144	3.5467	3.5771	3.5443	3.5883
<b>24</b>	3.7014	3.6210	3.5322	3.5783	3.5914	3.5700	3.6085
<b>25</b>	3.6814	3.6110	3.5244	3.5500	3.5643	3.5571	3.5927
<b>26</b>	3.6643	3.5911	3.5089	3.5086	3.5557	3.5329	3.5719
<b>27</b>	3.6443	3.5780	3.5000	3.4867	3.5257	3.5343	3.5572
<b>28</b>							
<b>29</b>							
<b>30</b>	3.7900	3.7350	3.6656	3.6417	3.6843	3.6800	3.7119
Mo Avg	3.5889	3.5454	3.4593	3.5028	3.5158	3.4896	3.5251

## IOWA DAILY CORN RANGES FOR SEPTEMBER 2019

	NW - I		NC - II		NE - III		SW - IV		SC - V		SE - VI	
	LOW	HIGH	LOW	HIGH	LOW	HIGH	LOW	HIGH	LOW	HIGH	LOW	HIGH
<b>1</b>												
<b>2</b>												
<b>3</b>	3.26	3.71	3.34	3.51	3.18	3.48	3.29	3.51	3.26	3.64	3.26	3.50
<b>4</b>	3.26	3.73	3.36	3.49	3.28	3.46	3.19	3.51	3.37	3.61	3.22	3.47
<b>5</b>	3.27	3.73	3.36	3.54	3.26	3.46	3.19	3.51	3.24	3.62	3.23	3.47
<b>6</b>	3.23	3.68	3.33	3.50	3.22	3.43	3.23	3.50	3.20	3.58	3.19	3.44
<b>7</b>												
<b>8</b>												
<b>9</b>	3.21	3.66	3.31	3.49	3.22	3.41	3.24	3.48	3.21	3.48	3.17	3.47
<b>10</b>	3.31	3.74	3.39	3.56	3.29	3.49	3.32	3.57	3.28	3.58	3.25	3.55
<b>11</b>	3.28	3.72	3.37	3.57	3.28	3.47	3.41	3.56	3.25	3.63	3.24	3.53
<b>12</b>	3.35	3.79	3.44	3.64	3.35	3.54	3.37	3.63	3.32	3.70	3.31	3.60
<b>13</b>	3.37	3.81	3.46	3.66	3.39	3.56	3.43	3.65	3.34	3.72	3.32	3.62
<b>14</b>												
<b>15</b>												
<b>16</b>	3.60	3.86	3.51	3.74	3.44	3.61	3.55	3.70	3.52	3.77	3.32	3.67
<b>17</b>	3.52	3.80	3.45	3.68	3.38	3.58	3.41	3.64	3.46	3.71	3.32	3.58
<b>18</b>	3.55	3.83	3.48	3.71	3.41	3.58	3.39	3.65	3.49	3.69	3.32	3.60
<b>19</b>	3.57	3.85	3.50	3.73	3.43	3.60	3.55	3.63	3.51	3.71	3.48	3.62
<b>20</b>	3.55	3.83	3.48	3.71	3.41	3.58	3.39	3.60	3.49	3.64	3.46	3.60
<b>21</b>												
<b>22</b>												
<b>23</b>	3.57	3.85	3.50	3.70	3.43	3.60	3.41	3.62	3.51	3.71	3.48	3.62
<b>24</b>	3.59	3.90	3.52	3.72	3.40	3.63	3.43	3.65	3.53	3.73	3.50	3.64
<b>25</b>	3.54	3.89	3.50	3.71	3.39	3.62	3.42	3.62	3.49	3.72	3.47	3.63
<b>26</b>	3.52	3.88	3.49	3.69	3.38	3.61	3.37	3.61	3.49	3.70	3.45	3.62
<b>27</b>	3.49	3.87	3.48	3.68	3.37	3.60	3.40	3.60	3.43	3.69	3.45	3.61
<b>28</b>												
<b>29</b>												
<b>30</b>	3.63	3.98	3.64	3.85	3.54	3.76	3.56	3.76	3.60	3.86	3.60	3.75
Mo Avg	3.5889		3.5454		3.4593		3.5028		3.5158		3.4896	
									State average		3.5251	

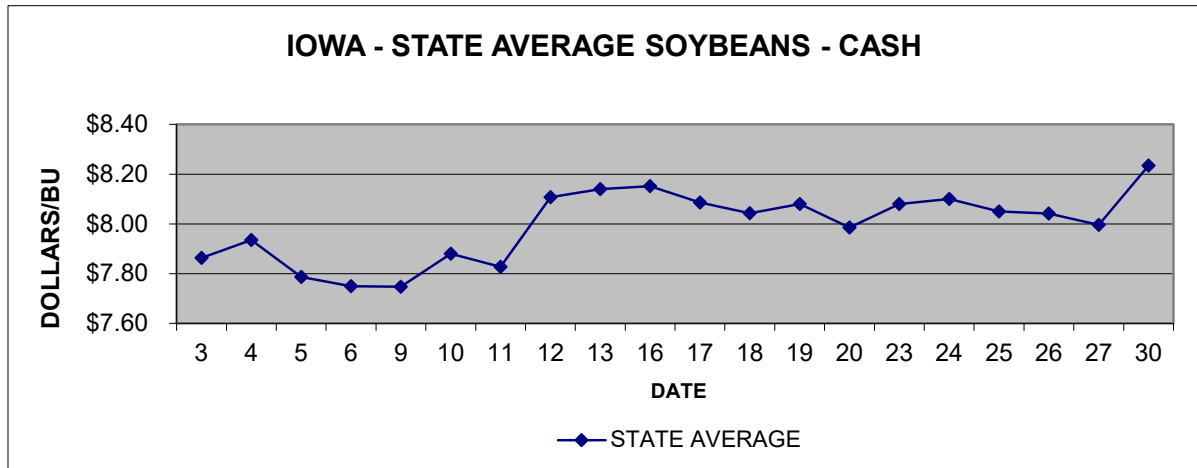
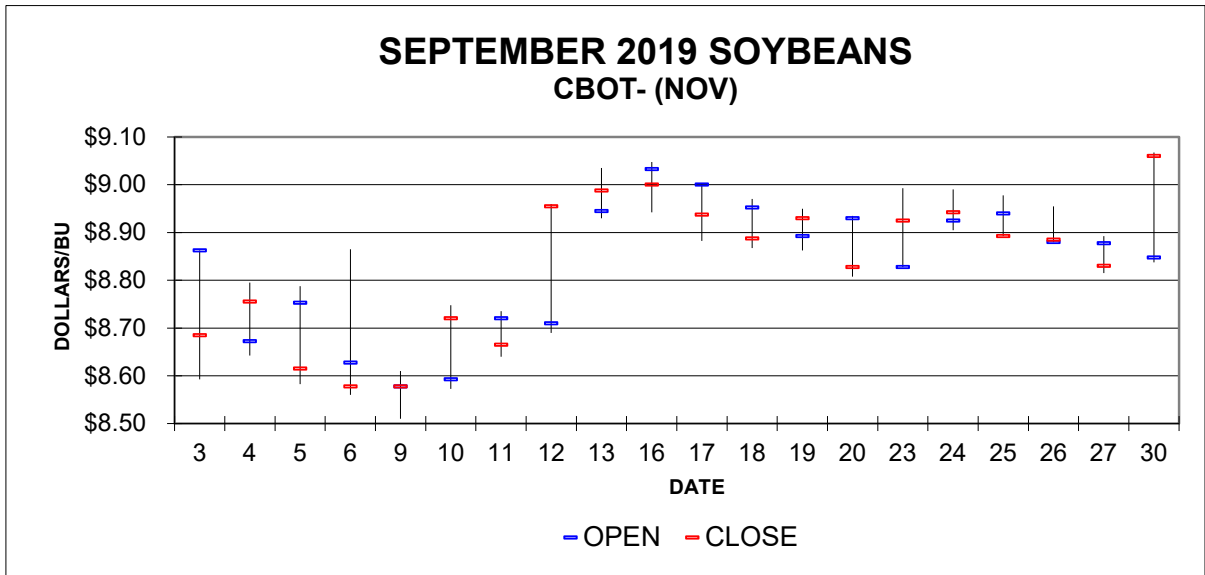
Prepared by Iowa Department of Agriculture and Land Stewardship  
Agricultural Marketing Bureau, Des Moines, Iowa

## IOWA DAILY SOYBEAN BASIS FOR SEPTEMBER 2019

	NW - I	NC - II	NE - III	SW - IV	SC - V	SE - VI	Basis Average
<b>1</b>							
<b>2</b>							
<b>3</b>	-0.87	-0.83	-0.79	-0.82	-0.81	-0.77	-0.82
<b>4</b>	-0.86	-0.82	-0.80	-0.84	-0.81	-0.76	-0.82
<b>5</b>	-0.87	-0.82	-0.81	-0.83	-0.82	-0.79	-0.83
<b>6</b>	-0.86	-0.82	-0.82	-0.82	-0.83	-0.82	-0.83
<b>7</b>							
<b>8</b>							
<b>9</b>	-0.86	-0.81	-0.83	-0.83	-0.81	-0.83	-0.83
<b>10</b>	-0.87	-0.83	-0.85	-0.84	-0.82	-0.81	-0.84
<b>11</b>	-0.86	-0.83	-0.86	-0.81	-0.82	-0.85	-0.84
<b>12</b>	-0.87	-0.83	-0.86	-0.83	-0.86	-0.85	-0.85
<b>13</b>	-0.87	-0.83	-0.86	-0.83	-0.86	-0.86	-0.85
<b>14</b>							
<b>15</b>							
<b>16</b>	-0.87	-0.83	-0.86	-0.82	-0.86	-0.86	-0.85
<b>17</b>	-0.87	-0.84	-0.86	-0.85	-0.86	-0.85	-0.85
<b>18</b>	-0.85	-0.83	-0.85	-0.84	-0.86	-0.85	-0.84
<b>19</b>	-0.86	-0.84	-0.86	-0.82	-0.86	-0.88	-0.85
<b>20</b>	-0.85	-0.83	-0.86	-0.84	-0.86	-0.85	-0.84
<b>21</b>							
<b>22</b>							
<b>23</b>	-0.85	-0.83	-0.85	-0.84	-0.86	-0.86	-0.85
<b>24</b>	-0.85	-0.83	-0.85	-0.84	-0.86	-0.83	-0.84
<b>25</b>	-0.85	-0.83	-0.85	-0.84	-0.86	-0.83	-0.84
<b>26</b>	-0.85	-0.83	-0.85	-0.86	-0.86	-0.83	-0.84
<b>27</b>	-0.84	-0.83	-0.84	-0.84	-0.84	-0.82	-0.83
<b>28</b>							
<b>29</b>							
<b>30</b>	-0.84	-0.82	-0.82	-0.84	-0.84	-0.78	-0.83
<b>Mo Avg</b>	-0.86	-0.83	-0.84	-0.83	-0.84	-0.83	-0.84

Basis determined by using (NOV) contract.

Prepared by Iowa Department of Agriculture and Land Stewardship  
Agricultural Marketing Bureau, Des Moines, Iowa



Source: Iowa Department of Agriculture and Land Stewardship

## IOWA STATE AVERAGE BEAN PRICES FOR SEPTEMBER 2019

	NW - I	NC - II	NE - III	SW - IV	SC - V	SE - VI	State Average
<b>1</b>							
<b>2</b>							
<b>3</b>	7.8157	7.8570	7.8988	7.8620	7.8714	7.9200	7.8636
<b>4</b>	7.8967	7.9350	7.9567	7.9200	7.9414	7.9914	7.9349
<b>5</b>	7.7467	7.7950	7.8033	7.7800	7.7914	7.8271	7.7868
<b>6</b>	7.7220	7.7590	7.7578	7.7600	7.7500	7.7600	7.7499
<b>7</b>							
<b>8</b>							
<b>9</b>	7.7150	7.7630	7.7467	7.7517	7.7650	7.7514	7.7472
<b>10</b>	7.8500	7.8910	7.8700	7.8757	7.8983	7.9086	7.8799
<b>11</b>	7.8050	7.8380	7.8044	7.8600	7.8400	7.8171	7.8272
<b>12</b>	8.0843	8.1290	8.0922	8.1250	8.0986	8.1043	8.1074
<b>13</b>	8.1214	8.1620	8.1244	8.1583	8.1314	8.1257	8.1397
<b>14</b>							
<b>15</b>							
<b>16</b>	8.1300	8.1700	8.1389	8.1820	8.1443	8.1357	8.1518
<b>17</b>	8.0714	8.1010	8.0756	8.0900	8.0814	8.0900	8.0860
<b>18</b>	8.0329	8.0590	8.0344	8.0483	8.0314	8.0357	8.0425
<b>19</b>	8.0714	8.0933	8.0733	8.1080	8.0714	8.0500	8.0802
<b>20</b>	7.9814	8.0000	7.9711	7.9900	7.9714	7.9771	7.9847
<b>21</b>							
<b>22</b>							
<b>23</b>	8.0786	8.0950	8.0744	8.0817	8.0671	8.0643	8.0798
<b>24</b>	8.0957	8.1110	8.0944	8.1000	8.0814	8.1086	8.1004
<b>25</b>	8.0457	8.0580	8.0444	8.0500	8.0314	8.0586	8.0496
<b>26</b>	8.0371	8.0522	8.0389	8.0300	8.0271	8.0571	8.0418
<b>27</b>	7.9900	8.0010	7.9900	7.9867	7.9929	8.0114	7.9955
<b>28</b>							
<b>29</b>							
<b>30</b>	8.2200	8.2350	8.2367	8.2200	8.2229	8.2800	8.2342
Mo Avg	7.9756	8.0052	7.9913	7.9990	7.9905	8.0037	7.9942

## IOWA DAILY SOYBEAN RANGES FOR SEPTEMBER 2019

	NW - I		NC - II		NE - III		SW - IV		SC - V		SE - VI	
	LOW	HIGH	LOW	HIGH	LOW	HIGH	LOW	HIGH	LOW	HIGH	LOW	HIGH
<b>1</b>												
<b>2</b>												
<b>3</b>	7.76	7.89	7.79	7.91	7.79	8.06	7.81	7.91	7.85	7.89	7.79	8.04
<b>4</b>	7.81	7.98	7.86	7.98	7.86	8.13	7.81	7.98	7.92	7.96	7.86	8.13
<b>5</b>	7.63	7.84	7.72	7.84	7.72	7.95	7.67	7.84	7.74	7.82	7.72	7.89
<b>6</b>	7.63	7.79	7.68	7.79	7.68	7.85	7.70	7.81	7.68	7.79	7.68	7.84
<b>7</b>												
<b>8</b>												
<b>9</b>	7.63	7.79	7.68	7.80	7.66	7.85	7.68	7.81	7.74	7.81	7.68	7.80
<b>10</b>	7.77	7.91	7.82	7.92	7.72	7.98	7.82	7.94	7.88	7.92	7.82	8.08
<b>11</b>	7.72	7.89	7.77	7.87	7.67	7.91	7.79	7.91	7.76	7.89	7.77	7.88
<b>12</b>	8.01	8.16	8.06	8.16	7.91	8.20	8.06	8.18	8.05	8.16	8.06	8.19
<b>13</b>	8.04	8.20	8.09	8.19	7.98	8.26	8.09	8.22	8.09	8.20	8.05	8.22
<b>14</b>												
<b>15</b>												
<b>16</b>	8.05	8.21	8.10	8.20	7.99	8.27	8.10	8.23	8.10	8.23	8.06	8.23
<b>17</b>	8.01	8.15	8.04	8.15	7.93	8.19	8.00	8.17	8.04	8.15	8.00	8.19
<b>18</b>	7.96	8.10	7.99	8.09	7.95	8.14	7.97	8.12	7.99	8.10	7.95	8.12
<b>19</b>	8.00	8.13	8.03	8.13	7.92	8.18	8.03	8.16	8.03	8.14	7.99	8.11
<b>20</b>	7.94	8.03	7.95	8.03	7.82	8.08	7.91	8.06	7.93	8.04	7.89	8.08
<b>21</b>												
<b>22</b>												
<b>23</b>	8.06	8.12	8.05	8.13	7.92	8.17	8.01	8.13	8.02	8.13	7.98	8.17
<b>24</b>	8.07	8.14	8.06	8.14	7.93	8.19	8.02	8.17	8.04	8.15	8.00	8.25
<b>25</b>	8.02	8.09	8.01	8.09	7.88	8.14	7.97	8.12	7.99	8.10	7.95	8.18
<b>26</b>	8.01	8.08	8.01	8.09	7.88	8.13	7.93	8.11	7.98	8.09	7.94	8.17
<b>27</b>	7.96	8.03	7.95	8.03	7.82	8.08	7.91	8.03	7.93	8.03	7.89	8.11
<b>28</b>												
<b>29</b>												
<b>30</b>	8.19	8.26	8.19	8.26	8.07	8.34	8.16	8.26	8.16	8.26	8.20	8.41

Mo Avg	7.9756	8.0052	7.9913	7.9990	7.9905	8.0037
					State average	7.9942



## IOWA STATE AVERAGE CORN PRICES FOR OCTOBER 2019

	NW - I	NC - II	NE - III	SW - IV	SC - V	SE - VI	State Average
<b>1</b>	3.7929	3.7930	3.6411	3.7250	3.7314	3.7133	3.7434
<b>2</b>	3.7786	3.7490	3.6178	3.6750	3.6900	3.6700	3.7088
<b>3</b>	3.8286	3.7610	3.6500	3.6629	3.6971	3.7100	3.7321
<b>4</b>	3.7871	3.7210	3.6122	3.6214	3.6571	3.6186	3.6860
<b>5</b>							
<b>6</b>							
<b>7</b>	3.7429	3.7300	3.6267	3.6283	3.6700	3.6443	3.6868
<b>8</b>	3.8543	3.8180	3.7211	3.7150	3.7386	3.7314	3.7789
<b>9</b>	3.8429	3.8000	3.7256	3.6950	3.7100	3.7186	3.7657
<b>10</b>	3.7029	3.6330	3.5867	3.5383	3.5057	3.5800	3.6109
<b>11</b>	3.8160	3.7929	3.8180	3.7160	3.6929	3.7050	3.7738
<b>12</b>							
<b>13</b>							
<b>14</b>	3.8314	3.7620	3.7389	3.6943	3.7343	3.7371	3.7587
<b>15</b>	3.7471	3.7150	3.6733	3.6650	3.6843	3.6914	3.7028
<b>16</b>	3.7314	3.6710	3.6600	3.6329	3.6357	3.6471	3.6712
<b>17</b>	3.7514	3.7010	3.6922	3.6783	3.6600	3.6829	3.7017
<b>18</b>	3.7029	3.6550	3.6567	3.6257	3.6243	3.6414	3.6575
<b>19</b>							
<b>20</b>							
<b>21</b>	3.6614	3.5889	3.6167	3.6083	3.5700	3.5843	3.6093
<b>22</b>	3.6671	3.6020	3.6200	3.6171	3.5929	3.6000	3.6197
<b>23</b>	3.6729	3.6020	3.6122	3.6157	3.5914	3.6000	3.6193
<b>24</b>	3.6643	3.5950	3.5967	3.6117	3.5800	3.5943	3.6106
<b>25</b>	3.6643	3.5920	3.5956	3.6117	3.5814	3.5857	3.6087
<b>26</b>							
<b>27</b>							
<b>28</b>	3.6357	3.5630	3.5744	3.5767	3.5514	3.5643	3.5812
<b>29</b>	3.6557	3.5830	3.5867	3.5886	3.5714	3.5814	3.5984
<b>30</b>	3.7071	3.6370	3.6322	3.6433	3.6214	3.6386	3.6506
<b>31</b>	3.7014	3.6270	3.6211	3.6317	3.6143	3.6314	3.6416
Mo Avg	3.7365	3.6822	3.6468	3.6425	3.6394	3.6466	3.6747

## IOWA DAILY CORN BASIS FOR OCTOBER 2019

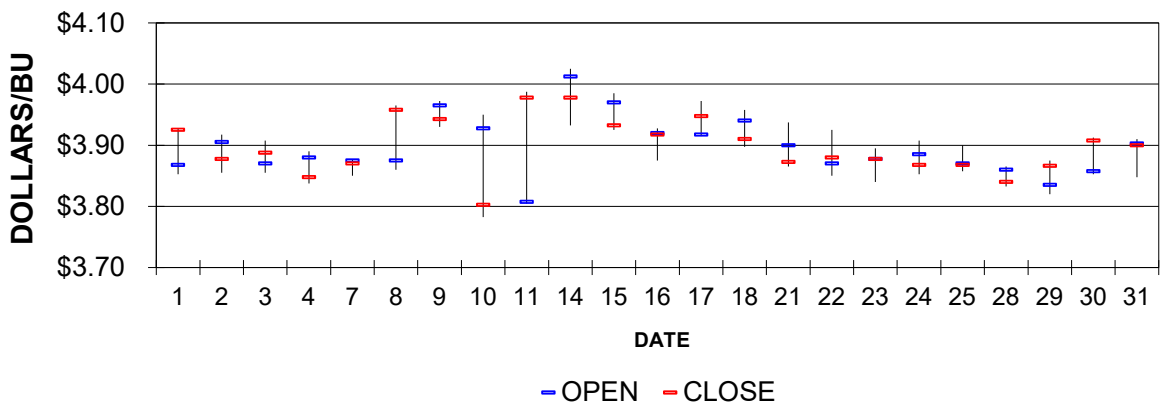
	<b>NW - I</b>	<b>NC - II</b>	<b>NE - III</b>	<b>SW - IV</b>	<b>SC - V</b>	<b>SE - VI</b>	<b>Basis Average</b>
<b>1</b>	-0.13	-0.13	-0.28	-0.20	-0.19	-0.21	-0.18
<b>2</b>	-0.10	-0.13	-0.26	-0.20	-0.19	-0.21	-0.17
<b>3</b>	-0.06	-0.13	-0.24	-0.22	-0.19	-0.18	-0.16
<b>4</b>	-0.06	-0.13	-0.24	-0.23	-0.19	-0.23	-0.16
<b>5</b>							
<b>6</b>							
<b>7</b>	-0.13	-0.14	-0.24	-0.24	-0.20	-0.23	-0.18
<b>8</b>	-0.10	-0.14	-0.24	-0.24	-0.22	-0.23	-0.18
<b>9</b>	-0.10	-0.14	-0.22	-0.25	-0.23	-0.22	-0.18
<b>10</b>	-0.10	-0.17	-0.22	-0.26	-0.30	-0.22	-0.19
<b>11</b>	-0.16	-0.18	-0.16	-0.26	-0.28	-0.27	-0.20
<b>12</b>							
<b>13</b>							
<b>14</b>	-0.15	-0.22	-0.24	-0.28	-0.24	-0.24	-0.22
<b>15</b>	-0.19	-0.22	-0.26	-0.27	-0.25	-0.24	-0.23
<b>16</b>	-0.19	-0.25	-0.26	-0.28	-0.28	-0.27	-0.25
<b>17</b>	-0.20	-0.25	-0.26	-0.27	-0.29	-0.26	-0.25
<b>18</b>	-0.21	-0.26	-0.25	-0.28	-0.29	-0.27	-0.25
<b>19</b>							
<b>20</b>							
<b>21</b>	-0.21	-0.28	-0.26	-0.26	-0.30	-0.29	-0.26
<b>22</b>	-0.21	-0.28	-0.26	-0.26	-0.29	-0.28	-0.26
<b>23</b>	-0.20	-0.28	-0.27	-0.26	-0.29	-0.28	-0.26
<b>24</b>	-0.20	-0.27	-0.27	-0.26	-0.29	-0.27	-0.26
<b>25</b>	-0.20	-0.28	-0.27	-0.26	-0.29	-0.28	-0.26
<b>26</b>							
<b>27</b>							
<b>28</b>	-0.20	-0.28	-0.27	-0.26	-0.29	-0.28	-0.26
<b>29</b>	-0.21	-0.28	-0.28	-0.28	-0.29	-0.28	-0.27
<b>30</b>	-0.20	-0.27	-0.28	-0.26	-0.29	-0.27	-0.26
<b>31</b>	-0.20	-0.27	-0.28	-0.27	-0.29	-0.27	-0.26
<b>Mo Avg</b>	-0.16	-0.22	-0.25	-0.26	-0.26	-0.25	-0.22

Basis determined by using (DEC) contract.

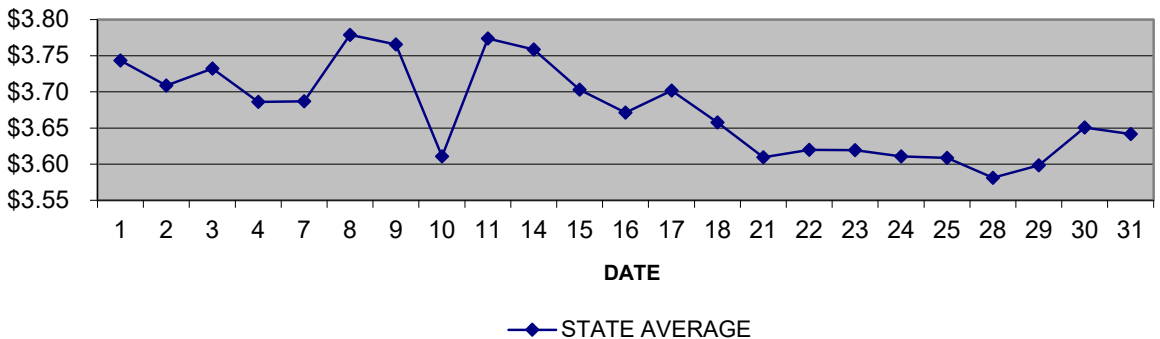
Prepared by Iowa Department of Agriculture and Land Stewardship  
Agricultural Marketing Bureau, Des Moines, Iowa

### OCTOBER 2019 CORN

CBOT - (DEC)



### IOWA - STATE AVERAGE CORN - CASH



Source: Iowa Department of Agriculture and Land Stewardship

## IOWA DAILY CORN RANGES FOR OCTOBER 2019

	NW - I		NC - II		NE - III		SW - IV		SC - V		SE - VI	
	LOW	HIGH	LOW	HIGH	LOW	HIGH	LOW	HIGH	LOW	HIGH	LOW	HIGH
<b>1</b>	3.66	4.03	3.69	3.89	3.53	3.77	3.61	3.80	3.67	3.87	3.64	3.80
<b>2</b>	3.61	4.01	3.64	3.85	3.53	3.72	3.56	3.75	3.62	3.83	3.60	3.75
<b>3</b>	3.71	4.02	3.65	3.86	3.54	3.79	3.50	3.76	3.63	3.84	3.61	3.90
<b>4</b>	3.67	3.98	3.61	3.82	3.50	3.75	3.50	3.72	3.59	3.80	3.50	3.74
<b>5</b>												
<b>6</b>												
<b>7</b>	3.59	4.00	3.63	3.82	3.52	3.77	3.55	3.74	3.59	3.82	3.57	3.76
<b>8</b>	3.63	4.09	3.72	3.91	3.65	3.86	3.64	3.81	3.63	3.81	3.66	3.85
<b>9</b>	3.66	4.07	3.70	3.89	3.64	3.94	3.62	3.79	3.61	3.79	3.65	3.92
<b>10</b>	3.52	3.93	3.40	3.75	3.50	3.80	3.48	3.60	3.42	3.65	3.41	3.78
<b>11</b>	3.70	4.08	3.58	3.88	3.72	3.90	3.66	3.78	3.60	3.88	3.64	3.80
<b>12</b>												
<b>13</b>												
<b>14</b>	3.70	4.08	3.63	3.88	3.67	3.78	3.60	3.78	3.64	3.90	3.65	3.81
<b>15</b>	3.65	4.01	3.63	3.85	3.62	3.73	3.61	3.73	3.59	3.85	3.64	3.74
<b>16</b>	3.64	4.00	3.57	3.82	3.61	3.72	3.55	3.67	3.54	3.84	3.53	3.74
<b>17</b>	3.67	3.96	3.60	3.85	3.64	3.75	3.63	3.71	3.58	3.85	3.56	3.77
<b>18</b>	3.63	3.89	3.56	3.81	3.61	3.71	3.52	3.70	3.56	3.81	3.46	3.73
<b>19</b>												
<b>20</b>												
<b>21</b>	3.59	3.81	3.52	3.64	3.57	3.67	3.57	3.66	3.52	3.67	3.47	3.69
<b>22</b>	3.60	3.82	3.53	3.65	3.58	3.68	3.58	3.67	3.53	3.73	3.48	3.72
<b>23</b>	3.57	3.82	3.53	3.64	3.58	3.68	3.55	3.72	3.53	3.73	3.47	3.72
<b>24</b>	3.59	3.81	3.52	3.66	3.55	3.67	3.57	3.69	3.51	3.72	3.46	3.71
<b>25</b>	3.59	3.81	3.52	3.63	3.55	3.67	3.57	3.69	3.52	3.72	3.41	3.71
<b>26</b>												
<b>27</b>												
<b>28</b>	3.56	3.78	3.49	3.61	3.52	3.64	3.54	3.63	3.49	3.69	3.43	3.68
<b>29</b>	3.58	3.80	3.51	3.63	3.52	3.66	3.54	3.65	3.51	3.71	3.45	3.70
<b>30</b>	3.63	3.85	3.56	3.67	3.56	3.71	3.61	3.68	3.56	3.76	3.50	3.77
<b>31</b>	3.62	3.84	3.55	3.67	3.56	3.70	3.60	3.67	3.55	3.75	3.49	3.76
Mo Avg	3.7365		3.6822		3.6468		3.6425		3.6394		3.6466	
									State average		3.6747	

## IOWA STATE AVERAGE BEAN PRICES FOR OCTOBER 2019

	NW - I	NC - II	NE - III	SW - IV	SC - V	SE - VI	State Average
<b>1</b>	8.3571	8.3670	8.3867	8.3667	8.3767	8.5333	8.3899
<b>2</b>	8.3014	8.3140	8.3300	8.3050	8.3129	8.4600	8.3307
<b>3</b>	8.2857	8.2940	8.3078	8.2757	8.2971	8.4086	8.3064
<b>4</b>	8.3271	8.3410	8.3467	8.3157	8.3371	8.4429	8.3476
<b>5</b>							
<b>6</b>							
<b>7</b>	8.3200	8.3330	8.3367	8.3150	8.3257	8.4400	8.3410
<b>8</b>	8.3714	8.3830	8.4122	8.3800	8.3843	8.5029	8.3994
<b>9</b>	8.4057	8.4200	8.4389	8.4050	8.4171	8.5257	8.4304
<b>10</b>	8.4000	8.4160	8.4467	8.4017	8.4143	8.5429	8.4305
<b>11</b>	8.5220	8.4160	8.4467	8.5180	8.5371	8.6633	8.5500
<b>12</b>							
<b>13</b>							
<b>14</b>	8.5571	8.5810	8.6322	8.5657	8.5914	8.7271	8.6000
<b>15</b>	8.4943	8.5170	8.5867	8.5083	8.5429	8.7129	8.5477
<b>16</b>	8.4371	8.4570	8.5367	8.4429	8.4829	8.6529	8.4887
<b>17</b>	8.4743	8.4970	8.5822	8.4867	8.5200	8.6971	8.5297
<b>18</b>	8.5086	8.5270	8.6144	8.5157	8.5500	8.7314	8.5613
<b>19</b>							
<b>20</b>							
<b>21</b>	8.5171	8.5167	8.5933	8.4983	8.5457	8.7257	8.5540
<b>22</b>	8.5257	8.5320	8.6400	8.5243	8.5557	8.7414	8.5729
<b>23</b>	8.5286	8.5410	8.6811	8.5243	8.5629	8.7586	8.5841
<b>24</b>	8.5200	8.5430	8.6767	8.5150	8.5614	8.8129	8.5877
<b>25</b>	8.4071	8.4130	8.5522	8.3850	8.4314	8.6800	8.4618
<b>26</b>							
<b>27</b>							
<b>28</b>	8.4214	8.4260	8.5618	8.3950	8.4429	8.7043	8.4755
<b>29</b>	8.4000	8.4060	8.5589	8.3643	8.4157	8.6943	8.4563
<b>30</b>	8.3757	8.3960	8.5644	8.3467	8.4114	8.7129	8.4483
<b>31</b>	8.3943	8.4280	8.6133	8.3600	8.4229	8.7886	8.4802
Mo Avg	8.4283	8.4376	8.5151	8.4224	8.4539	8.6374	8.4728

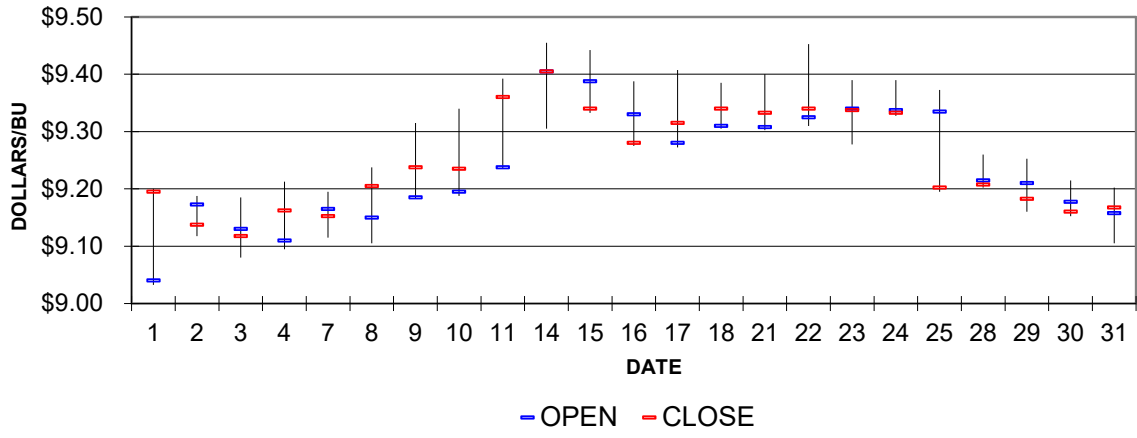
## IOWA DAILY SOYBEAN BASIS FOR OCTOBER 2019

	<b>NW - I</b>	<b>NC - II</b>	<b>NE - III</b>	<b>SW - IV</b>	<b>SC - V</b>	<b>SE - VI</b>	<b>Basis Average</b>
<b>1</b>	-0.84	-0.83	-0.81	-0.83	-0.82	-0.66	-0.81
<b>2</b>	-0.84	-0.82	-0.81	-0.83	-0.82	-0.68	-0.81
<b>3</b>	-0.83	-0.82	-0.81	-0.84	-0.82	-0.71	-0.81
<b>4</b>	-0.84	-0.82	-0.82	-0.85	-0.83	-0.72	-0.81
<b>5</b>							
<b>6</b>							
<b>7</b>	-0.83	-0.82	-0.82	-0.84	-0.83	-0.71	-0.81
<b>8</b>	-0.83	-0.82	-0.79	-0.82	-0.82	-0.70	-0.81
<b>9</b>	-0.83	-0.82	-0.80	-0.83	-0.82	-0.71	-0.81
<b>10</b>	-0.83	-0.82	-0.79	-0.83	-0.82	-0.69	-0.80
<b>11</b>	-0.84	-0.94	-0.91	-0.84	-0.82	-0.70	-0.81
<b>12</b>							
<b>13</b>							
<b>14</b>	-0.85	-0.82	-0.77	-0.84	-0.81	-0.68	-0.81
<b>15</b>	-0.85	-0.82	-0.75	-0.83	-0.80	-0.63	-0.79
<b>16</b>	-0.84	-0.82	-0.74	-0.84	-0.80	-0.63	-0.79
<b>17</b>	-0.84	-0.82	-0.73	-0.83	-0.80	-0.62	-0.79
<b>18</b>	-0.83	-0.81	-0.73	-0.82	-0.79	-0.61	-0.78
<b>19</b>							
<b>20</b>							
<b>21</b>	-0.82	-0.82	-0.74	-0.83	-0.79	-0.61	-0.78
<b>22</b>	-0.81	-0.81	-0.70	-0.82	-0.78	-0.60	-0.77
<b>23</b>	-0.81	-0.80	-0.66	-0.81	-0.77	-0.58	-0.75
<b>24</b>	-0.81	-0.79	-0.66	-0.82	-0.77	-0.52	-0.74
<b>25</b>	-0.80	-0.79	-0.65	-0.82	-0.77	-0.52	-0.74
<b>26</b>							
<b>27</b>							
<b>28</b>	-0.79	-0.78	-0.65	-0.81	-0.76	-0.50	-0.73
<b>29</b>	-0.78	-0.78	-0.62	-0.82	-0.77	-0.49	-0.73
<b>30</b>	-0.78	-0.76	-0.60	-0.81	-0.75	-0.45	-0.71
<b>31</b>	-0.77	-0.74	-0.55	-0.81	-0.74	-0.38	-0.69
<b>Mo Avg</b>	-0.82	-0.81	-0.73	-0.83	-0.80	-0.61	-0.78

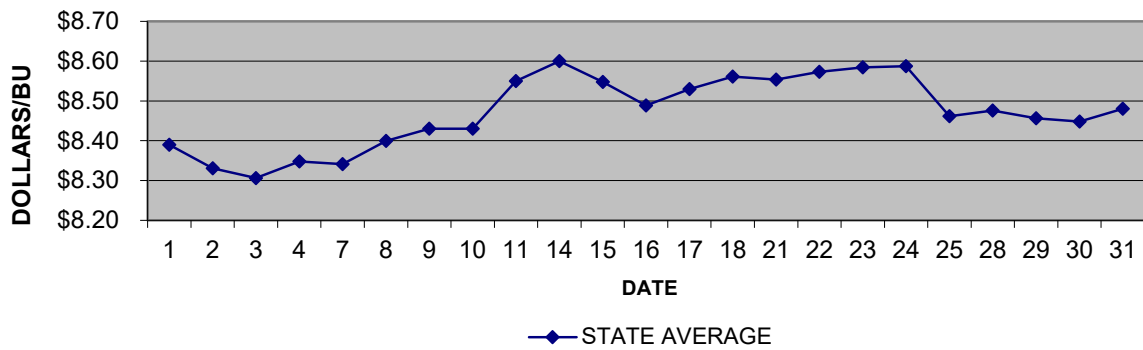
Basis determined by using (NOV) contract.

Prepared by Iowa Department of Agriculture and Land Stewardship  
Agricultural Marketing Bureau, Des Moines, Iowa

### OCTOBER 2019 SOYBEANS CBOT- (NOV)



### IOWA - STATE AVERAGE SOYBEANS - CASH



Source: Iowa Department of Agriculture and Land Stewardship

## IOWA DAILY SOYBEAN RANGES FOR OCTOBER 2019

	NW - I		NC - II		NE - III		SW - IV		SC - V		SE - VI	
	LOW	HIGH	LOW	HIGH	LOW	HIGH	LOW	HIGH	LOW	HIGH	LOW	HIGH
<b>1</b>	8.33	8.40	8.33	8.40	8.26	8.55	8.30	8.42	8.34	8.42	8.47	8.60
<b>2</b>	8.27	8.34	8.27	8.34	8.20	8.50	8.24	8.37	8.28	8.36	8.28	8.54
<b>3</b>	8.25	8.32	8.25	8.32	8.18	8.44	8.22	8.35	8.27	8.34	8.26	8.51
<b>4</b>	8.29	8.36	8.31	8.38	8.17	8.49	8.26	8.39	8.31	8.38	8.30	8.52
<b>5</b>												
<b>6</b>												
<b>7</b>	8.28	8.35	8.30	8.37	8.16	8.48	8.25	8.38	8.30	8.37	8.29	8.54
<b>8</b>	8.34	8.41	8.35	8.41	8.22	8.68	8.31	8.43	8.35	8.43	8.35	8.61
<b>9</b>	8.37	8.44	8.39	8.46	8.28	8.62	8.34	8.47	8.39	8.46	8.37	8.62
<b>10</b>	8.37	8.43	8.39	8.46	8.28	8.62	8.34	8.46	8.38	8.46	8.38	8.65
<b>11</b>	8.49	8.56	8.54	8.58	8.51	8.74	8.46	8.59	8.51	8.58	8.50	8.77
<b>12</b>												
<b>13</b>												
<b>14</b>	8.53	8.58	8.55	8.63	8.49	8.79	8.51	8.63	8.55	8.63	8.55	8.85
<b>15</b>	8.47	8.52	8.49	8.56	8.47	8.74	8.44	8.57	8.51	8.59	8.48	8.83
<b>16</b>	8.41	8.46	8.43	8.50	8.41	8.69	8.38	8.51	8.45	8.53	8.42	8.75
<b>17</b>	8.44	8.49	8.46	8.54	8.45	8.72	8.42	8.54	8.49	8.57	8.46	8.80
<b>18</b>	8.47	8.52	8.48	8.56	8.49	8.77	8.44	8.57	8.52	8.59	8.50	8.82
<b>19</b>												
<b>20</b>												
<b>21</b>	8.46	8.56	8.48	8.55	8.48	8.73	8.43	8.60	8.51	8.58	8.49	8.84
<b>22</b>	8.51	8.55	8.49	8.56	8.51	8.79	8.44	8.61	8.52	8.59	8.50	8.84
<b>23</b>	8.51	8.58	8.51	8.58	8.51	8.97	8.44	8.61	8.52	8.64	8.50	8.85
<b>24</b>	8.50	8.54	8.50	8.57	8.50	8.93	8.43	8.60	8.53	8.63	8.51	8.96
<b>25</b>	8.38	8.43	8.37	8.44	8.37	8.78	8.30	8.47	8.40	8.50	8.38	8.81
<b>26</b>												
<b>27</b>												
<b>28</b>	8.40	8.44	8.38	8.45	8.41	8.77	8.31	8.48	8.41	8.51	8.39	8.82
<b>29</b>	8.38	8.41	8.36	8.47	8.38	8.74	8.29	8.46	8.38	8.48	8.36	8.84
<b>30</b>	8.36	8.39	8.34	8.51	8.36	8.76	8.26	8.43	8.39	8.46	8.36	8.85
<b>31</b>	8.38	8.42	8.37	8.50	8.40	8.85	8.27	8.45	8.40	8.47	8.47	8.90
Mo Avg	8.4283		8.4376		8.5151		8.4224		8.4539		8.6374	
									State average		8.4728	

Prepared by Iowa Department of Agriculture and Land Stewardship  
Agricultural Marketing Bureau, Des Moines, Iowa



## IOWA STATE AVERAGE CORN PRICES FOR NOVEMBER 2019

	NW - I	NC - II	NE - III	SW - IV	SC - V	SE - VI	State Average
<b>1</b>	3.6914	3.6190	3.6067	3.6183	3.5900	3.6157	3.6292
<b>2</b>							
<b>3</b>							
<b>4</b>	3.6314	3.5620	3.5433	3.5500	3.5271	3.5771	3.5707
<b>5</b>	3.6271	3.5540	3.5367	3.5400	3.5257	3.5786	3.5651
<b>6</b>	3.6000	3.5270	3.4989	3.5033	3.4957	3.5486	3.5343
<b>7</b>	3.5514	3.4890	3.4611	3.4600	3.4557	3.4971	3.4918
<b>8</b>	3.5786	3.5120	3.4889	3.4829	3.4757	3.5171	3.5158
<b>9</b>							
<b>10</b>							
<b>11</b>							
<b>12</b>	3.5814	3.5170	3.4967	3.4833	3.4857	3.5300	3.5216
<b>13</b>	3.5600	3.4910	3.4844	3.4571	3.4643	3.5129	3.5004
<b>14</b>	3.5380	3.4980	3.4929	3.4686	3.4686	3.5233	3.5023
<b>15</b>	3.5229	3.4510	3.4433	3.4183	3.4129	3.4757	3.4603
<b>16</b>							
<b>17</b>							
<b>18</b>	3.4957	3.4200	3.4122	3.3917	3.3829	3.4443	3.4307
<b>19</b>	3.5214	3.4467	3.4344	3.4100	3.4029	3.4657	3.4542
<b>20</b>	3.4929	3.4060	3.3900	3.3783	3.3729	3.4433	3.4195
<b>21</b>	3.5043	3.4210	3.4122	3.3900	3.3917	3.4586	3.4350
<b>22</b>	3.5100	3.4200	3.4144	3.3967	3.3957	3.4571	3.4373
<b>23</b>							
<b>24</b>							
<b>25</b>	3.5157	3.4344	3.4225	3.3920	3.3900	3.4633	3.4437
<b>26</b>	3.4986	3.4050	3.4043	3.3883	3.3857	3.4429	3.4252
<b>27</b>	3.4514	3.3575	3.3689	3.3320	3.3314	3.4186	3.3809
<b>28</b>							
<b>29</b>							
<b>30</b>							
Mo Avg	3.5485	3.4739	3.4618	3.4478	3.4419	3.4983	3.4843

Prepared by Iowa Department of Agriculture and Land Stewardship  
Agricultural Marketing Bureau, Des Moines, Iowa

## IOWA STATE AVERAGE BEAN PRICES FOR NOVEMBER 2019

	NW - I	NC - II	NE - III	SW - IV	SC - V	SE - VI	State Average
<b>1</b>	8.4429	8.4840	8.6700	8.4100	8.4914	8.8500	8.5357
<b>2</b>							
<b>3</b>							
<b>4</b>	8.4757	8.4940	8.7122	8.4267	8.5257	8.8786	8.5609
<b>5</b>	8.4400	8.4610	8.6456	8.3867	8.4914	8.8486	8.5222
<b>6</b>	8.3871	8.4020	8.6222	8.3338	8.4400	8.7757	8.4690
<b>7</b>	8.4771	8.4950	8.7056	8.4200	8.5300	8.8671	8.5585
<b>8</b>	8.4386	8.4400	8.6578	8.3771	8.4757	8.8086	8.5096
<b>9</b>							
<b>10</b>							
<b>11</b>							
<b>12</b>	8.3500	8.3220	8.5322	8.2767	8.3671	8.6786	8.3993
<b>13</b>	8.3500	8.3090	8.5067	8.2829	8.3514	8.6671	8.3904
<b>14</b>	8.3680	8.3450	8.5586	8.3014	8.3714	8.6817	8.4173
<b>15</b>	8.3914	8.3550	8.5422	8.3333	8.3971	8.7057	8.4337
<b>16</b>							
<b>17</b>							
<b>18</b>	8.3186	8.2800	8.4644	8.2533	8.3171	8.6371	8.3584
<b>19</b>	8.3714	8.3044	8.4789	8.2800	8.3443	8.6457	8.3865
<b>20</b>	8.3186	8.2450	8.3800	8.2450	8.2771	8.5900	8.3269
<b>21</b>	8.2843	8.2270	8.3678	8.1800	8.2367	8.5171	8.2894
<b>22</b>	8.2743	8.2011	8.3256	8.1717	8.2143	8.4957	8.2685
<b>23</b>							
<b>24</b>							
<b>25</b>	8.2314	8.1533	8.2663	8.1560	8.1583	8.4267	8.2216
<b>26</b>	8.1571	8.0700	8.2457	8.0517	8.0929	8.3686	8.1503
<b>27</b>	8.1371	8.0738	8.1856	8.0700	8.0814	8.3486	8.1381
<b>28</b>							
<b>29</b>							
<b>30</b>							
Mo Avg	8.3452	8.3145	8.4926	8.2753	8.3424	8.6551	8.3853

Prepared by Iowa Department of Agriculture and Land Stewardship  
 Agricultural Marketing Bureau, Des Moines, Iowa

## IOWA DAILY CORN RANGES FOR NOVEMBER 2019

	NW - I		NC - II		NE - III		SW - IV		SC - V		SE - VI	
	LOW	HIGH	LOW	HIGH	LOW	HIGH	LOW	HIGH	LOW	HIGH	LOW	HIGH
<b>1</b>	3.61	3.83	3.54	3.66	3.55	3.72	3.59	3.64	3.54	3.69	3.51	3.79
<b>2</b>												
<b>3</b>												
<b>4</b>	3.55	3.77	3.48	3.63	3.49	3.61	3.53	3.57	3.48	3.61	3.45	3.73
<b>5</b>	3.54	3.76	3.47	3.61	3.48	3.60	3.52	3.56	3.46	3.67	3.47	3.72
<b>6</b>	3.51	3.75	3.44	3.60	3.44	3.57	3.46	3.52	3.43	3.64	3.44	3.69
<b>7</b>	3.47	3.71	3.40	3.57	3.41	3.53	3.40	3.48	3.39	3.60	3.40	3.65
<b>8</b>	3.49	3.73	3.42	3.59	3.44	3.55	3.42	3.53	3.41	3.62	3.42	3.67
<b>9</b>												
<b>10</b>												
<b>11</b>												
<b>12</b>	3.50	3.74	3.43	3.59	3.45	3.56	3.43	3.51	3.42	3.63	3.43	3.68
<b>13</b>	3.47	3.71	3.40	3.59	3.43	3.56	3.40	3.50	3.39	3.65	3.40	3.65
<b>14</b>	3.48	3.71	3.41	3.58	3.43	3.57	3.41	3.51	3.40	3.63	3.41	3.69
<b>15</b>	3.43	3.69	3.36	3.55	3.39	3.52	3.36	3.46	3.37	3.51	3.37	3.64
<b>16</b>												
<b>17</b>												
<b>18</b>	3.40	3.66	3.33	3.51	3.36	3.49	3.33	3.43	3.34	3.48	3.34	3.61
<b>19</b>	3.42	3.68	3.35	3.52	3.36	3.51	3.34	3.45	3.36	3.50	3.36	3.63
<b>20</b>	3.39	3.69	3.32	3.48	3.33	3.42	3.31	3.42	3.33	3.47	3.36	3.60
<b>21</b>	3.39	3.71	3.34	3.49	3.35	3.48	3.33	3.44	3.34	3.45	3.35	3.62
<b>22</b>	3.40	3.71	3.34	3.49	3.35	3.48	3.35	3.44	3.35	3.51	3.37	3.62
<b>23</b>												
<b>24</b>												
<b>25</b>	3.38	3.72	3.36	3.51	3.36	3.46	3.36	3.42	3.35	3.48	3.30	3.64
<b>26</b>	3.36	3.72	3.33	3.46	3.33	3.48	3.34	3.44	3.33	3.49	3.27	3.61
<b>27</b>	3.31	3.69	3.28	3.42	3.29	3.43	3.28	3.42	3.28	3.45	3.30	3.56
<b>28</b>												
<b>29</b>												
<b>30</b>												
Mo Avg	3.5485		3.4739		3.4618		3.4478		3.4419		3.4983	
									State average		3.4843	

Prepared by Iowa Department of Agriculture and Land Stewardship  
 Agricultural Marketing Bureau, Des Moines, Iowa

## IOWA DAILY SOYBEAN RANGES FOR NOVEMBER 2019

	NW - I		NC - II		NE - III		SW - IV		SC - V		SE - VI	
	LOW	HIGH	LOW	HIGH	LOW	HIGH	LOW	HIGH	LOW	HIGH	LOW	HIGH
<b>1</b>	8.42	8.47	8.43	8.55	8.47	8.95	8.32	8.50	8.45	8.59	8.53	8.98
<b>2</b>												
<b>3</b>												
<b>4</b>	8.44	8.53	8.43	8.60	8.48	8.96	8.33	8.51	8.48	8.61	8.55	9.00
<b>5</b>	8.40	8.49	8.40	8.56	8.42	8.92	8.29	8.47	8.44	8.62	8.51	8.96
<b>6</b>	8.34	8.43	8.35	8.49	8.40	8.88	8.25	8.40	8.38	8.55	8.53	8.90
<b>7</b>	8.43	8.52	8.44	8.58	8.51	8.96	8.32	8.49	8.47	8.64	8.62	9.00
<b>8</b>	8.38	8.51	8.39	8.53	8.45	8.89	8.31	8.44	8.42	8.61	8.56	8.93
<b>9</b>												
<b>10</b>												
<b>11</b>												
<b>12</b>	8.26	8.42	8.25	8.39	8.31	8.77	8.17	8.38	8.29	8.47	8.42	8.81
<b>13</b>	8.27	8.45	8.23	8.37	8.29	8.75	8.20	8.36	8.26	8.50	8.45	8.80
<b>14</b>	8.29	8.47	8.25	8.41	8.31	8.78	8.21	8.38	8.28	8.52	8.47	8.82
<b>15</b>	8.30	8.48	8.26	8.43	8.32	8.79	8.23	8.41	8.33	8.53	8.48	8.85
<b>16</b>												
<b>17</b>												
<b>18</b>	8.22	8.40	8.18	8.40	8.24	8.73	8.15	8.33	8.25	8.45	8.40	8.77
<b>19</b>	8.27	8.52	8.20	8.40	8.26	8.74	8.17	8.34	8.31	8.46	8.42	8.76
<b>20</b>	8.20	8.45	8.13	8.34	8.19	8.68	8.20	8.28	8.24	8.40	8.52	8.68
<b>21</b>	8.16	8.41	8.15	8.31	8.15	8.64	8.06	8.26	8.20	8.36	8.31	8.61
<b>22</b>	8.17	8.42	8.11	8.27	8.11	8.55	8.02	8.22	8.17	8.32	8.27	8.59
<b>23</b>												
<b>24</b>												
<b>25</b>	8.13	8.37	8.07	8.22	8.07	8.60	8.13	8.18	8.14	8.19	8.22	8.55
<b>26</b>	8.04	8.29	7.98	8.12	7.98	8.60	7.89	8.10	8.06	8.19	8.14	8.46
<b>27</b>	8.02	8.27	7.96	8.19	7.96	8.45	8.04	8.09	8.06	8.17	8.12	8.44
<b>28</b>												
<b>29</b>												
<b>30</b>												
Mo Avg	8.3452		8.3145		8.4926		8.2753		8.3424		8.6551	
									State average		8.3853	

Prepared by Iowa Department of Agriculture and Land Stewardship  
Agricultural Marketing Bureau, Des Moines, Iowa

## IOWA DAILY CORN BASIS FOR NOVEMBER 2019

	NW - I	NC - II	NE - III	SW - IV	SC - V	SE - VI	Basis Average
<b>1</b>	-0.20	-0.27	-0.29	-0.27	-0.30	-0.28	-0.26
<b>2</b>							
<b>3</b>							
<b>4</b>	-0.20	-0.27	-0.29	-0.28	-0.31	-0.26	-0.26
<b>5</b>	-0.19	-0.26	-0.28	-0.28	-0.29	-0.24	-0.25
<b>6</b>	-0.19	-0.26	-0.29	-0.28	-0.29	-0.24	-0.25
<b>7</b>	-0.20	-0.26	-0.29	-0.29	-0.30	-0.26	-0.26
<b>8</b>	-0.19	-0.26	-0.28	-0.29	-0.30	-0.26	-0.26
<b>9</b>							
<b>10</b>							
<b>11</b>							
<b>12</b>	-0.19	-0.26	-0.28	-0.29	-0.29	-0.25	-0.25
<b>13</b>	-0.19	-0.26	-0.27	-0.30	-0.29	-0.24	-0.25
<b>14</b>	-0.22	-0.26	-0.26	-0.29	-0.29	-0.23	-0.26
<b>15</b>	-0.19	-0.26	-0.27	-0.29	-0.30	-0.24	-0.25
<b>16</b>							
<b>17</b>							
<b>18</b>	-0.18	-0.26	-0.27	-0.29	-0.29	-0.23	-0.25
<b>19</b>	-0.18	-0.25	-0.27	-0.29	-0.30	-0.23	-0.25
<b>20</b>	-0.17	-0.26	-0.28	-0.29	-0.29	-0.22	-0.25
<b>21</b>	-0.18	-0.26	-0.27	-0.30	-0.29	-0.23	-0.25
<b>22</b>	-0.18	-0.27	-0.27	-0.29	-0.29	-0.23	-0.25
<b>23</b>							
<b>24</b>							
<b>25</b>	-0.18	-0.27	-0.28	-0.31	-0.31	-0.24	-0.26
<b>26</b>	-0.18	-0.27	-0.27	-0.29	-0.29	-0.23	-0.25
<b>27</b>	-0.18	-0.27	-0.26	-0.30	-0.30	-0.21	-0.25
<b>28</b>							
<b>29</b>							
<b>30</b>							
Mo Avg	-0.19	-0.26	-0.28	-0.29	-0.30	-0.24	-0.25

Basis determined by using (DEC) contract.

Prepared by Iowa Department of Agriculture and Land Stewardship

Agricultural Marketing Bureau, Des Moines, Iowa

## IOWA DAILY SOYBEAN BASIS FOR NOVEMBER 2019

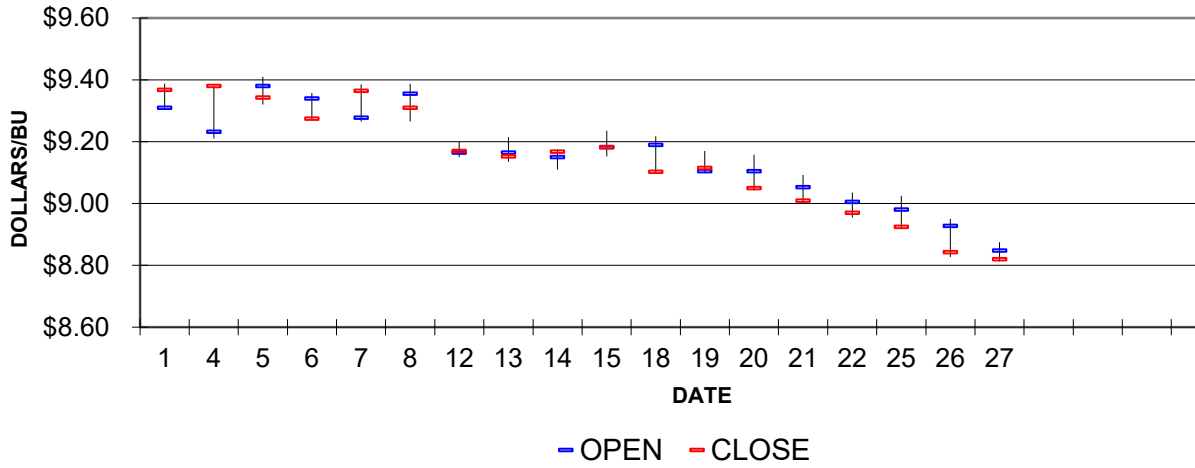
	NW - I	NC - II	NE - III	SW - IV	SC - V	SE - VI	Basis Average
<b>1</b>	-0.92	-0.88	-0.70	-0.96	-0.88	-0.52	-0.83
<b>2</b>							
<b>3</b>							
<b>4</b>	-0.90	-0.89	-0.67	-0.95	-0.85	-0.50	-0.82
<b>5</b>	-0.90	-0.88	-0.70	-0.96	-0.85	-0.49	-0.82
<b>6</b>	-0.89	-0.87	-0.65	-0.94	-0.84	-0.50	-0.81
<b>7</b>	-0.89	-0.87	-0.66	-0.95	-0.84	-0.50	-0.81
<b>8</b>	-0.87	-0.87	-0.65	-0.93	-0.83	-0.50	-0.80
<b>9</b>							
<b>10</b>							
<b>11</b>							
<b>12</b>	-0.82	-0.85	-0.64	-0.89	-0.80	-0.49	-0.77
<b>13</b>	-0.80	-0.84	-0.65	-0.87	-0.80	-0.49	-0.76
<b>14</b>	-0.80	-0.82	-0.61	-0.87	-0.80	-0.49	-0.75
<b>15</b>	-0.79	-0.83	-0.64	-0.85	-0.79	-0.48	-0.75
<b>16</b>							
<b>17</b>							
<b>18</b>	-0.78	-0.82	-0.64	-0.85	-0.79	-0.47	-0.74
<b>19</b>	-0.74	-0.81	-0.64	-0.84	-0.77	-0.47	-0.73
<b>20</b>	-0.73	-0.81	-0.67	-0.81	-0.77	-0.46	-0.72
<b>21</b>	-0.73	-0.78	-0.64	-0.83	-0.77	-0.49	-0.72
<b>22</b>	-0.70	-0.77	-0.64	-0.80	-0.76	-0.47	-0.70
<b>23</b>							
<b>24</b>							
<b>25</b>	-0.69	-0.77	-0.66	-0.77	-0.77	-0.50	-0.70
<b>26</b>	-0.69	-0.77	-0.60	-0.79	-0.75	-0.47	-0.69
<b>27</b>	-0.68	-0.75	-0.63	-0.75	-0.74	-0.47	-0.68
<b>28</b>							
<b>29</b>							
<b>30</b>							
Mo Avg	-0.80	-0.83	-0.65	-0.87	-0.80	-0.49	-0.76

Basis determined by using (JAN) contract.

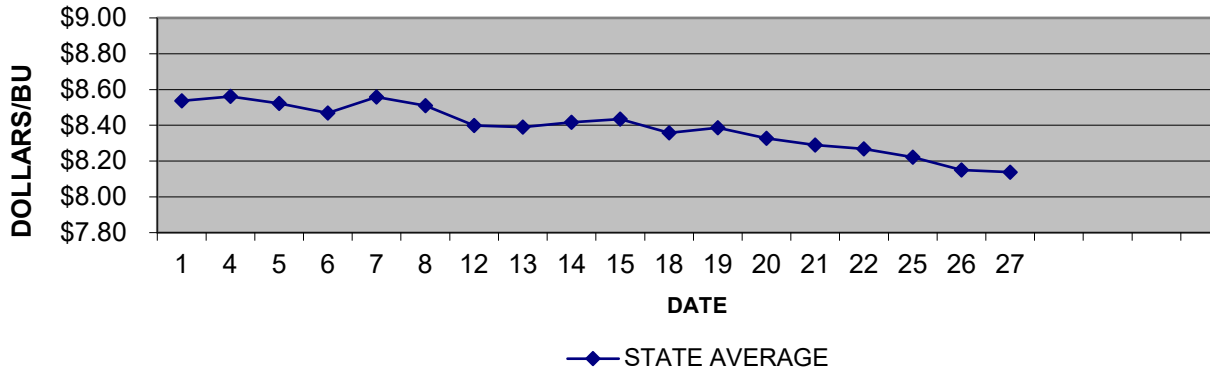
Prepared by Iowa Department of Agriculture and Land Stewardship

Agricultural Marketing Bureau, Des Moines, Iowa

### NOVEMBER 2019 SOYBEANS CBOT- (JAN)

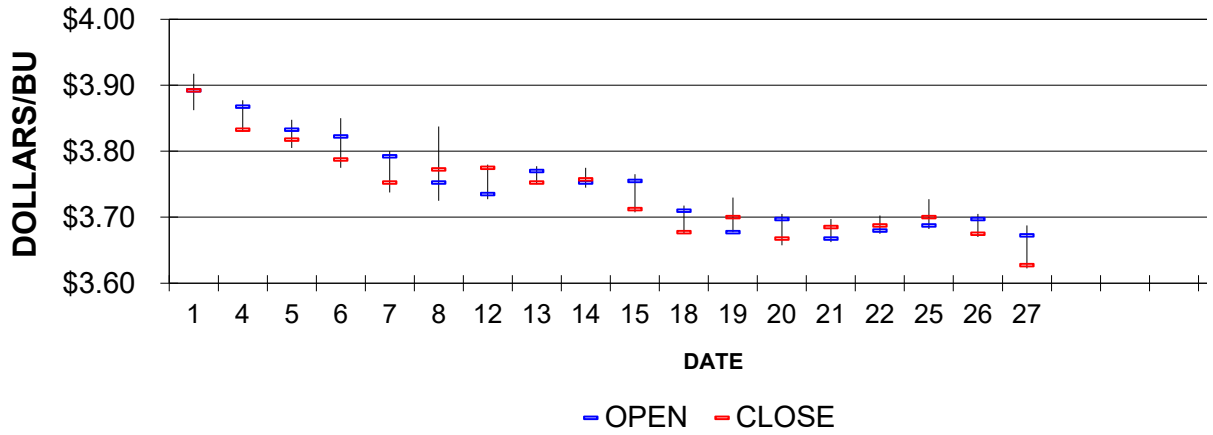


### IOWA - STATE AVERAGE SOYBEANS - CASH

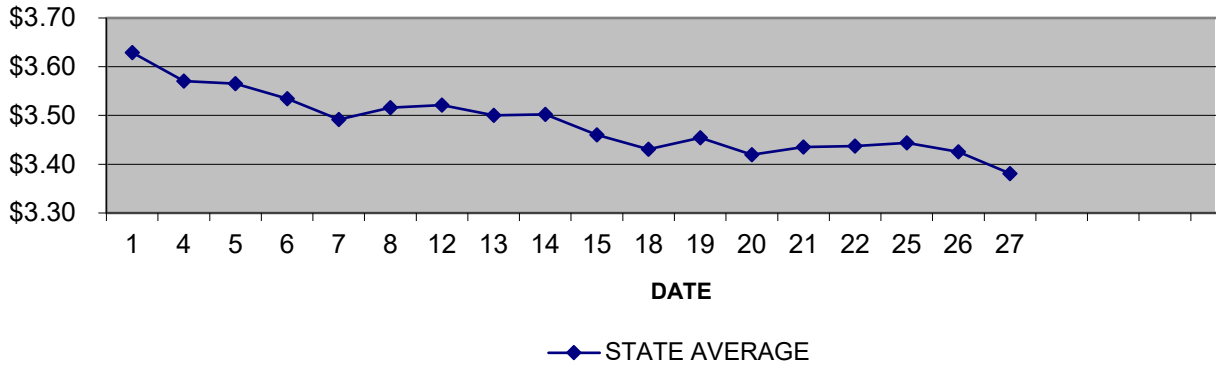


Source: Iowa Department of Agriculture and Land Stewardship

## NOVEMBER 2019 CORN CBOT - (DEC)



## IOWA - STATE AVERAGE CORN - CASH



Source: Iowa Department of Agriculture and Land Stewardship



## IOWA STATE AVERAGE CORN PRICES FOR DECEMBER 2019

	NW - I	NC - II	NE - III	SW - IV	SC - V	SE - VI	State Average
<b>1</b>							
<b>2</b>	3.5586	3.4756	3.4789	3.4529	3.4471	3.5043	3.4917
<b>3</b>	3.5633	3.4783	3.4657	3.4600	3.4200	3.5071	3.4902
<b>4</b>	3.5494	3.4411	3.4356	3.4483	3.4343	3.4843	3.4683
<b>5</b>	3.5471	3.4270	3.4244	3.4271	3.3983	3.4757	3.4551
<b>6</b>	3.5514	3.4370	3.4233	3.4583	3.4514	3.4750	3.4669
<b>7</b>							
<b>8</b>							
<b>9</b>	3.5414	3.4390	3.4222	3.4429	3.4286	3.4571	3.4593
<b>10</b>	3.5571	3.4550	3.4422	3.4543	3.4443	3.4643	3.4743
<b>11</b>	3.5329	3.4060	3.3933	3.4117	3.3914	3.3986	3.4290
<b>12</b>	3.6017	3.4667	3.4600	3.4743	3.4717	3.5620	3.5063
<b>13</b>	3.6400	3.5178	3.5067	3.5217	3.4971	3.5457	3.5435
<b>14</b>							
<b>15</b>							
<b>16</b>	3.7229	3.5880	3.5789	3.5883	3.5729	3.5971	3.6145
<b>17</b>	3.7486	3.6180	3.5967	3.6243	3.5957	3.6129	3.6400
<b>18</b>	3.7257	3.5920	3.5667	3.6000	3.5657	3.5871	3.6139
<b>19</b>	3.7186	3.5890	3.5667	3.5829	3.5657	3.5829	3.6088
<b>20</b>	3.7371	3.6010	3.5763	3.6000	3.5600	3.6057	3.6223
<b>21</b>							
<b>22</b>							
<b>23</b>	3.7500	3.6320	3.5978	3.6100	3.5986	3.6343	3.6455
<b>24</b>	3.7229	3.6313	3.5813	3.5975	3.6400	3.6550	3.6409
<b>25</b>							
<b>26</b>	3.7329	3.6233	3.5863	3.6133	3.6100	3.6460	3.6401
<b>27</b>	3.7700	3.6367	3.6178	3.6357	3.6171	3.6243	3.6581
<b>28</b>							
<b>29</b>							
<b>30</b>	3.7500	3.6280	3.5978	3.6186	3.6014	3.6057	3.6423
<b>31</b>	3.7486	3.6222	3.6213	3.6220	3.5717	3.6286	3.6451
Mo Avg	3.6557	3.5383	3.5209	3.5354	3.5182	3.5549	3.5598

## IOWA STATE AVERAGE BEAN PRICES FOR DECEMBER 2019

	NW - I	NC - II	NE - III	SW - IV	SC - V	SE - VI	State Average
<b>1</b>							
<b>2</b>	8.0343	7.9922	8.0944	7.9300	7.9714	8.2371	8.0349
<b>3</b>	8.0383	7.9733	8.0743	7.9660	7.9600	8.2400	8.0329
<b>4</b>	8.1229	8.0722	8.1756	8.0267	8.0543	8.3100	8.1189
<b>5</b>	8.1857	8.1350	8.2456	8.0843	8.1067	8.3757	8.1811
<b>6</b>	8.2529	8.2070	8.2989	8.1667	8.1829	8.4183	8.2478
<b>7</b>							
<b>8</b>							
<b>9</b>	8.3300	8.2930	8.3756	8.2371	8.2786	8.4971	8.3284
<b>10</b>	8.3729	8.3360	8.4233	8.2843	8.3186	8.5486	8.3734
<b>11</b>	8.2943	8.2700	8.3456	8.2367	8.2600	8.4529	8.3028
<b>12</b>	8.3550	8.3017	8.4229	8.2633	8.3033	8.5380	8.3541
<b>13</b>	8.4571	8.4211	8.5089	8.4117	8.4314	8.6300	8.4672
<b>14</b>							
<b>15</b>							
<b>16</b>	8.6114	8.5850	8.6589	8.5600	8.5743	8.7743	8.6200
<b>17</b>	8.6857	8.6680	8.7367	8.6214	8.6443	8.8300	8.6923
<b>18</b>	8.6957	8.6650	8.7389	8.6414	8.6500	8.8300	8.6976
<b>19</b>	8.6557	8.6270	8.6911	8.6014	8.6243	8.8043	8.6605
<b>20</b>	8.6929	8.6690	8.7278	8.6343	8.6617	8.8243	8.6960
<b>21</b>							
<b>22</b>							
<b>23</b>	8.7614	8.7300	8.7811	8.7083	8.7171	8.8943	8.7603
<b>24</b>	8.7757	8.7688	8.8000	8.7525	8.7333	8.9275	8.7888
<b>25</b>							
<b>26</b>	8.7886	8.7667	8.8075	8.7567	8.7567	8.9100	8.7929
<b>27</b>	8.7257	8.6944	8.7489	8.7000	8.6900	8.8400	8.7277
<b>28</b>							
<b>29</b>							
<b>30</b>	8.8314	8.8250	8.8678	8.7986	8.8100	8.8929	8.8352
<b>31</b>	8.8829	8.8700	8.9163	8.8540	8.8517	8.9686	8.8873
Mo Avg	8.5024	8.4700	8.5448	8.4398	8.4562	8.6545	8.5048

## IOWA DAILY CORN RANGES FOR DECEMBER 2019

	NW - I		NC - II		NE - III		SW - IV		SC - V		SE - VI	
	LOW	HIGH	LOW	HIGH	LOW	HIGH	LOW	HIGH	LOW	HIGH	LOW	HIGH
<b>1</b>												
<b>2</b>	3.42	3.78	3.37	3.54	3.39	3.57	3.39	3.51	3.39	3.60	3.39	3.65
<b>3</b>	3.47	3.77	3.37	3.53	3.39	3.56	3.38	3.54	3.38	3.51	3.44	3.64
<b>4</b>	3.44	3.80	3.35	3.50	3.36	3.54	3.36	3.54	3.35	3.56	3.42	3.62
<b>5</b>	3.43	3.77	3.33	3.49	3.34	3.52	3.34	3.52	3.34	3.49	3.40	3.60
<b>6</b>	3.44	3.77	3.33	3.51	3.34	3.52	3.39	3.54	3.37	3.55	3.42	3.60
<b>7</b>												
<b>8</b>												
<b>9</b>	3.43	3.76	3.32	3.50	3.34	3.50	3.38	3.53	3.36	3.53	3.31	3.59
<b>10</b>	3.44	3.77	3.37	3.52	3.36	3.51	3.39	3.54	3.39	3.54	3.32	3.60
<b>11</b>	3.43	3.77	3.31	3.46	3.33	3.47	3.33	3.48	3.34	3.48	3.26	3.54
<b>12</b>	3.50	3.84	3.38	3.53	3.29	3.59	3.40	3.55	3.42	3.55	3.52	3.61
<b>13</b>	3.53	3.87	3.43	3.59	3.43	3.62	3.48	3.58	3.45	3.58	3.36	3.64
<b>14</b>												
<b>15</b>												
<b>16</b>	3.60	3.94	3.50	3.66	3.50	3.69	3.52	3.65	3.52	3.69	3.40	3.71
<b>17</b>	3.64	3.96	3.52	3.68	3.52	3.70	3.54	3.69	3.54	3.71	3.42	3.70
<b>18</b>	3.61	3.96	3.49	3.67	3.49	3.67	3.51	3.69	3.51	3.68	3.39	3.70
<b>19</b>	3.60	3.96	3.49	3.66	3.49	3.66	3.54	3.65	3.51	3.67	3.39	3.70
<b>20</b>	3.62	3.97	3.50	3.68	3.49	3.67	3.55	3.66	3.52	3.62	3.43	3.75
<b>21</b>												
<b>22</b>												
<b>23</b>	3.63	3.98	3.51	3.71	3.50	3.69	3.56	3.67	3.53	3.77	3.44	3.76
<b>24</b>	3.62	3.90	3.52	3.68	3.49	3.65	3.55	3.66	3.55	3.75	3.56	3.75
<b>25</b>												
<b>26</b>	3.62	3.90	3.52	3.68	3.50	3.66	3.58	3.67	3.55	3.75	3.59	3.76
<b>27</b>	3.66	3.99	3.54	3.70	3.54	3.70	3.59	3.70	3.54	3.77	3.45	3.77
<b>28</b>												
<b>29</b>												
<b>30</b>	3.64	3.97	3.52	3.68	3.52	3.68	3.59	3.68	3.52	3.75	3.43	3.75
<b>31</b>	3.64	3.97	3.51	3.68	3.56	3.73	3.59	3.68	3.51	3.65	3.50	3.75
Mo Avg	3.6557		3.5383		3.5209		3.5354		3.5182		3.5549	
									State average		3.5598	

Prepared by Iowa Department of Agriculture and Land Stewardship  
Agricultural Marketing Bureau, Des Moines, Iowa

## IOWA DAILY SOYBEAN RANGES FOR DECEMBER 2019

	NW - I		NC - II		NE - III		SW - IV		SC - V		SE - VI	
	LOW	HIGH	LOW	HIGH	LOW	HIGH	LOW	HIGH	LOW	HIGH	LOW	HIGH
<b>1</b>												
<b>2</b>	7.94	8.16	7.94	8.08	7.92	8.36	7.80	7.98	7.95	8.05	8.01	8.36
<b>3</b>	7.95	8.16	7.94	8.03	7.98	8.34	7.96	7.98	7.95	7.98	8.01	8.37
<b>4</b>	8.02	8.23	8.01	8.16	8.06	8.41	7.93	8.07	8.02	8.13	8.13	8.44
<b>5</b>	8.08	8.29	8.07	8.22	8.12	8.52	8.00	8.14	8.09	8.14	8.19	8.50
<b>6</b>	8.17	8.35	8.14	8.30	8.18	8.57	8.05	8.25	8.15	8.24	8.28	8.55
<b>7</b>												
<b>8</b>												
<b>9</b>	8.24	8.42	8.21	8.37	8.24	8.65	8.12	8.32	8.24	8.32	8.35	8.60
<b>10</b>	8.28	8.46	8.28	8.41	8.31	8.69	8.21	8.36	8.28	8.36	8.39	8.66
<b>11</b>	8.22	8.39	8.22	8.39	8.23	8.61	8.14	8.29	8.22	8.33	8.32	8.55
<b>12</b>	8.26	8.43	8.26	8.34	8.28	8.66	8.18	8.33	8.26	8.38	8.47	8.61
<b>13</b>	8.36	8.53	8.36	8.48	8.37	8.75	8.33	8.43	8.38	8.48	8.51	8.70
<b>14</b>												
<b>15</b>												
<b>16</b>	8.50	8.72	8.51	8.67	8.52	8.90	8.47	8.60	8.54	8.62	8.68	8.85
<b>17</b>	8.59	8.79	8.59	8.74	8.58	8.96	8.54	8.67	8.61	8.69	8.75	8.94
<b>18</b>	8.59	8.79	8.59	8.74	8.58	8.96	8.59	8.67	8.63	8.69	8.75	8.91
<b>19</b>	8.55	8.75	8.55	8.70	8.54	8.87	8.55	8.63	8.59	8.65	8.71	8.89
<b>20</b>	8.58	8.78	8.58	8.73	8.57	8.91	8.58	8.67	8.63	8.68	8.74	8.94
<b>21</b>												
<b>22</b>												
<b>23</b>	8.64	8.84	8.64	8.79	8.64	8.98	8.64	8.73	8.69	8.74	8.80	8.99
<b>24</b>	8.67	8.85	8.67	8.82	8.67	9.00	8.75	8.76	8.71	8.77	8.86	8.99
<b>25</b>												
<b>26</b>	8.68	8.88	8.68	8.81	8.68	9.01	8.68	8.79	8.73	8.78	8.81	9.01
<b>27</b>	8.60	8.81	8.60	8.76	8.64	8.92	8.64	8.74	8.64	8.73	8.72	8.96
<b>28</b>												
<b>29</b>												
<b>30</b>	8.70	8.92	8.70	8.88	8.77	9.05	8.72	8.85	8.74	8.84	8.82	8.97
<b>31</b>	8.84	8.95	8.81	8.92	8.83	9.08	8.84	8.88	8.84	8.87	8.86	9.19
Mo Avg	8.5024		8.4700		8.5448		8.4398		8.4562		8.6545	
									State average		8.5048	

Prepared by Iowa Department of Agriculture and Land Stewardship  
Agricultural Marketing Bureau, Des Moines, Iowa

## IOWA DAILY CORN BASIS FOR DECEMBER 2019

	NW - I	NC - II	NE - III	SW - IV	SC - V	SE - VI	Basis Average
<b>1</b>							
<b>2</b>	-0.26	-0.34	-0.34	-0.37	-0.37	-0.32	-0.33
<b>3</b>	-0.25	-0.33	-0.35	-0.35	-0.39	-0.31	-0.32
<b>4</b>	-0.24	-0.34	-0.35	-0.34	-0.35	-0.30	-0.32
<b>5</b>	-0.22	-0.34	-0.34	-0.34	-0.37	-0.29	-0.31
<b>6</b>	-0.22	-0.33	-0.34	-0.31	-0.32	-0.29	-0.30
<b>7</b>							
<b>8</b>							
<b>9</b>	-0.22	-0.32	-0.34	-0.31	-0.33	-0.30	-0.30
<b>10</b>	-0.21	-0.32	-0.33	-0.32	-0.33	-0.31	-0.30
<b>11</b>	-0.18	-0.31	-0.32	-0.30	-0.32	-0.31	-0.28
<b>12</b>	-0.18	-0.31	-0.32	-0.30	-0.31	-0.22	-0.27
<b>13</b>	-0.17	-0.29	-0.30	-0.29	-0.31	-0.26	-0.27
<b>14</b>							
<b>15</b>							
<b>16</b>	-0.16	-0.29	-0.30	-0.29	-0.31	-0.28	-0.27
<b>17</b>	-0.15	-0.28	-0.30	-0.28	-0.30	-0.29	-0.26
<b>18</b>	-0.14	-0.28	-0.30	-0.27	-0.30	-0.28	-0.26
<b>19</b>	-0.15	-0.28	-0.30	-0.28	-0.30	-0.28	-0.26
<b>20</b>	-0.14	-0.28	-0.30	-0.28	-0.32	-0.27	-0.26
<b>21</b>							
<b>22</b>							
<b>23</b>	-0.14	-0.26	-0.29	-0.28	-0.29	-0.25	-0.24
<b>24</b>	-0.15	-0.24	-0.29	-0.28	-0.24	-0.22	-0.23
<b>25</b>							
<b>26</b>	-0.15	-0.26	-0.30	-0.27	-0.28	-0.24	-0.24
<b>27</b>	-0.13	-0.26	-0.28	-0.26	-0.28	-0.28	-0.24
<b>28</b>							
<b>29</b>							
<b>30</b>	-0.13	-0.25	-0.28	-0.26	-0.28	-0.28	-0.24
<b>31</b>	-0.13	-0.26	-0.26	-0.26	-0.31	-0.25	-0.23
Mo Avg	-0.18	-0.29	-0.31	-0.30	-0.31	-0.28	-0.27

Basis determined by using (MAR) contract.

Prepared by Iowa Department of Agriculture and Land Stewardship  
Agricultural Marketing Bureau, Des Moines, Iowa

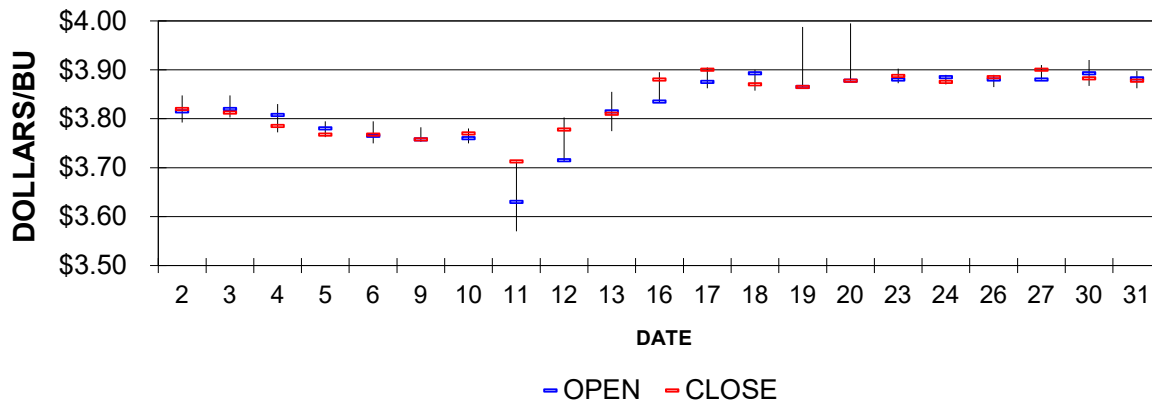
## IOWA DAILY SOYBEAN BASIS FOR DECEMBER 2019

	NW - I	NC - II	NE - III	SW - IV	SC - V	SE - VI	Basis Average
<b>1</b>							
<b>2</b>	-0.67	-0.71	-0.61	-0.78	-0.73	-0.47	-0.67
<b>3</b>	-0.67	-0.74	-0.64	-0.74	-0.75	-0.47	-0.68
<b>4</b>	-0.66	-0.71	-0.60	-0.75	-0.73	-0.47	-0.66
<b>5</b>	-0.66	-0.71	-0.60	-0.76	-0.74	-0.47	-0.66
<b>6</b>	-0.64	-0.69	-0.60	-0.73	-0.71	-0.48	-0.65
<b>7</b>							
<b>8</b>							
<b>9</b>	-0.64	-0.68	-0.60	-0.74	-0.69	-0.48	-0.64
<b>10</b>	-0.64	-0.68	-0.59	-0.73	-0.69	-0.46	-0.64
<b>11</b>	-0.64	-0.67	-0.59	-0.70	-0.68	-0.48	-0.63
<b>12</b>	-0.63	-0.68	-0.56	-0.72	-0.68	-0.44	-0.63
<b>13</b>	-0.62	-0.65	-0.57	-0.66	-0.64	-0.45	-0.61
<b>14</b>							
<b>15</b>							
<b>16</b>	-0.61	-0.64	-0.56	-0.66	-0.65	-0.45	-0.60
<b>17</b>	-0.60	-0.62	-0.55	-0.67	-0.64	-0.46	-0.60
<b>18</b>	-0.59	-0.62	-0.55	-0.64	-0.64	-0.46	-0.59
<b>19</b>	-0.59	-0.62	-0.55	-0.64	-0.62	-0.44	-0.58
<b>20</b>	-0.59	-0.61	-0.55	-0.65	-0.62	-0.46	-0.59
<b>21</b>							
<b>22</b>							
<b>23</b>	-0.58	-0.61	-0.56	-0.63	-0.62	-0.45	-0.58
<b>24</b>	-0.59	-0.60	-0.57	-0.61	-0.63	-0.44	-0.58
<b>25</b>							
<b>26</b>	-0.59	-0.61	-0.57	-0.62	-0.62	-0.47	-0.58
<b>27</b>	-0.57	-0.60	-0.55	-0.60	-0.60	-0.46	-0.57
<b>28</b>							
<b>29</b>							
<b>30</b>	-0.56	-0.57	-0.53	-0.60	-0.58	-0.50	-0.56
<b>31</b>	-0.55	-0.56	-0.51	-0.58	-0.58	-0.46	-0.54
Mo Avg	-0.61	-0.65	-0.57	-0.68	-0.66	-0.46	-0.61

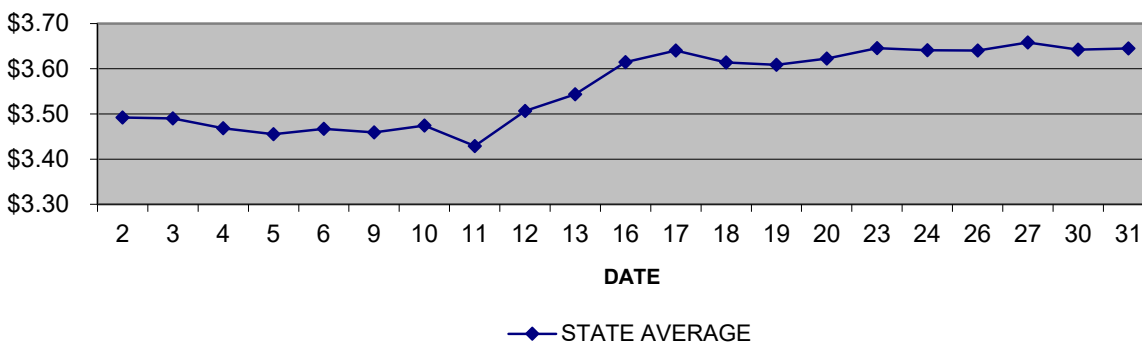
Basis determined by using (JAN) contract.

Prepared by Iowa Department of Agriculture and Land Stewardship  
Agricultural Marketing Bureau, Des Moines, Iowa

### DECEMBER 2019 CORN CBOT - (MARCH)

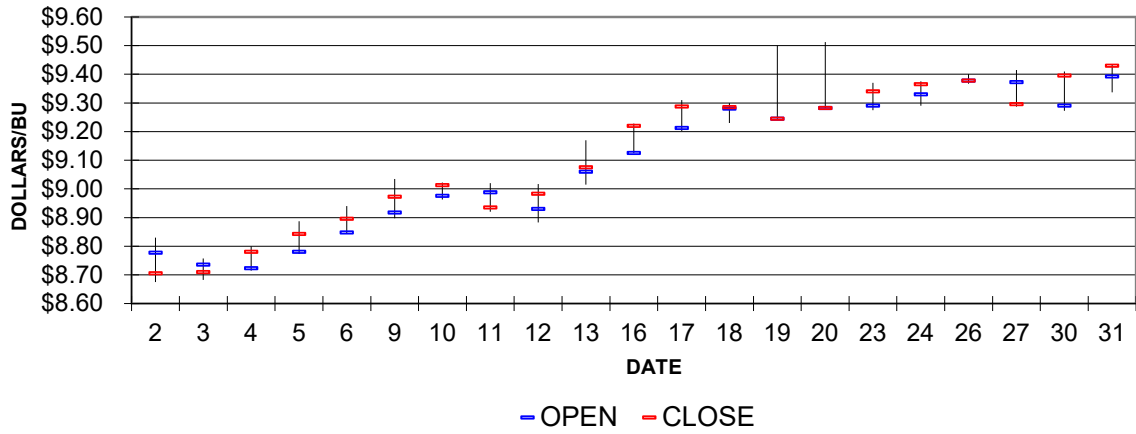


### IOWA - STATE AVERAGE CORN - CASH

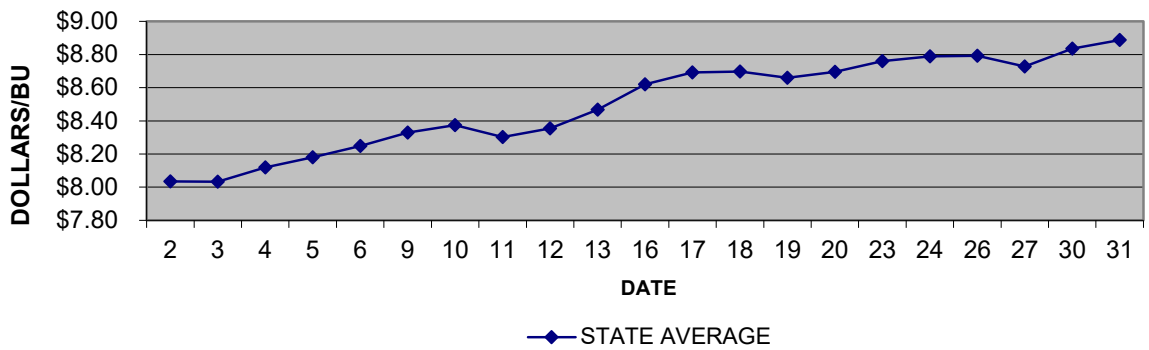


Source: Iowa Department of Agriculture and Land Stewardship

### DECEMBER 2019 SOYBEANS CBOT- (JAN)



### IOWA - STATE AVERAGE SOYBEANS - CASH



Source: Iowa Department of Agriculture and Land Stewardship