

IOWA STATE AVERAGE BEAN PRICES FOR JANUARY 2019

| | NW - I | NC - II | NE - III | SW - IV | SC - V | SE - VI | State Average |
|-----------|--------|---------|----------|---------|--------|---------|---------------|
| 1 | | | | | | | |
| 2 | 8.1000 | 8.0850 | 8.0611 | 8.1114 | 8.1214 | 8.1960 | 8.1075 |
| 3 | 8.1557 | 8.1430 | 8.1589 | 8.1883 | 8.1800 | 8.2571 | 8.1734 |
| 4 | 8.2400 | 8.2340 | 8.2522 | 8.2750 | 8.2686 | 8.3471 | 8.2622 |
| 5 | | | | | | | |
| 6 | | | | | | | |
| 7 | 8.2671 | 8.2730 | 8.2822 | 8.2971 | 8.3014 | 8.3900 | 8.2947 |
| 8 | 8.2100 | 8.2180 | 8.2278 | 8.2629 | 8.2486 | 8.3129 | 8.2398 |
| 9 | 8.2671 | 8.2800 | 8.2811 | 8.2983 | 8.3014 | 8.3314 | 8.2890 |
| 10 | 8.0957 | 8.1110 | 8.1044 | 8.1417 | 8.1314 | 8.1586 | 8.1197 |
| 11 | 8.1329 | 8.1440 | 8.1378 | 8.1850 | 8.1643 | 8.1757 | 8.1532 |
| 12 | | | | | | | |
| 13 | | | | | | | |
| 14 | 8.0671 | 8.0790 | 8.0700 | 8.1229 | 8.1014 | 8.1143 | 8.0888 |
| 15 | 7.9643 | 7.9770 | 7.9667 | 8.0183 | 7.9886 | 8.0029 | 7.9837 |
| 16 | 7.9786 | 7.9890 | 7.9856 | 8.0333 | 8.0057 | 8.0486 | 8.0024 |
| 17 | 8.1114 | 8.1230 | 8.1144 | 8.1700 | 8.1443 | 8.1614 | 8.1337 |
| 18 | 8.2014 | 8.2120 | 8.2025 | 8.2567 | 8.2343 | 8.2360 | 8.2206 |
| 19 | | | | | | | |
| 20 | | | | | | | |
| 21 | | | | | | | |
| 22 | 8.1229 | 8.1380 | 8.1344 | 8.1800 | 8.1729 | 8.1650 | 8.1477 |
| 23 | 8.1829 | 8.1980 | 8.1878 | 8.2400 | 8.2414 | 8.2571 | 8.2119 |
| 24 | 8.1929 | 8.2070 | 8.2044 | 8.2457 | 8.2514 | 8.2757 | 8.2229 |
| 25 | 8.2857 | 8.2980 | 8.2944 | 8.3329 | 8.3414 | 8.3717 | 8.3142 |
| 26 | | | | | | | |
| 27 | | | | | | | |
| 28 | 8.2657 | 8.2770 | 8.2767 | 8.3100 | 8.3243 | 8.3500 | 8.2938 |
| 29 | 8.2243 | 8.2370 | 8.2367 | 8.2700 | 8.2771 | 8.3100 | 8.2528 |
| 30 | 8.2471 | 8.2570 | 8.2663 | 8.3050 | 8.2867 | 8.3214 | 8.2747 |
| 31 | 8.1950 | 8.2033 | 8.1733 | 8.2520 | 8.2333 | 8.2333 | 8.2120 |
| Mo Avg | 8.1670 | 8.1754 | 8.1723 | 8.2141 | 8.2057 | 8.2389 | 8.1904 |

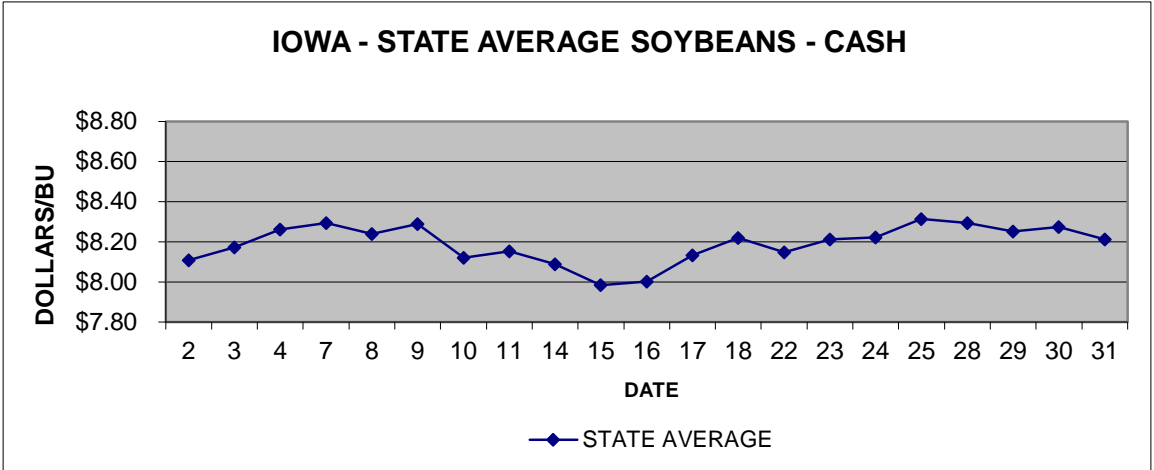
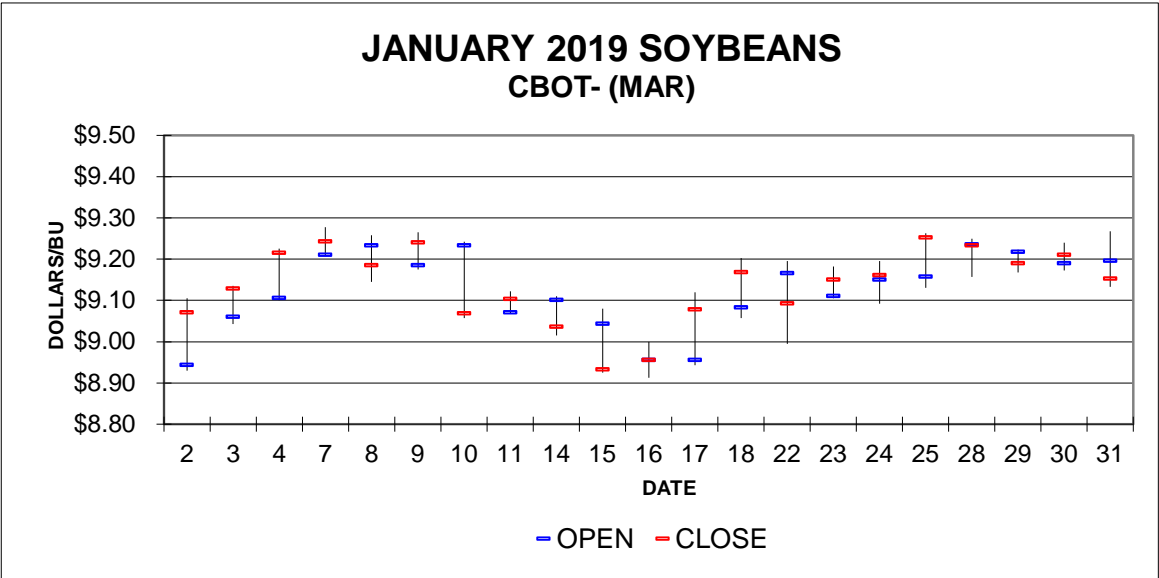
Prepared by Iowa Department of Agriculture and Land Stewardship
Agricultural Marketing Bureau, Des Moines, Iowa

IOWA DAILY SOYBEAN BASIS FOR JANUARY 2019

| | NW - I | NC - II | NE - III | SW - IV | SC - V | SE - VI | Basis Average |
|-----------|--------|---------|----------|---------|--------|---------|---------------|
| 1 | | | | | | | |
| 2 | -0.97 | -0.98 | -1.01 | -0.96 | -0.95 | -0.87 | -0.96 |
| 3 | -0.97 | -0.98 | -0.97 | -0.94 | -0.95 | -0.87 | -0.95 |
| 4 | -0.98 | -0.98 | -0.96 | -0.94 | -0.95 | -0.87 | -0.95 |
| 5 | | | | | | | |
| 6 | | | | | | | |
| 7 | -0.98 | -0.97 | -0.96 | -0.95 | -0.94 | -0.85 | -0.95 |
| 8 | -0.98 | -0.97 | -0.96 | -0.92 | -0.94 | -0.87 | -0.95 |
| 9 | -0.97 | -0.96 | -0.96 | -0.94 | -0.94 | -0.91 | -0.95 |
| 10 | -0.97 | -0.96 | -0.96 | -0.93 | -0.94 | -0.91 | -0.95 |
| 11 | -0.97 | -0.96 | -0.96 | -0.92 | -0.94 | -0.93 | -0.95 |
| 12 | | | | | | | |
| 13 | | | | | | | |
| 14 | -0.97 | -0.96 | -0.97 | -0.91 | -0.93 | -0.92 | -0.95 |
| 15 | -0.97 | -0.96 | -0.97 | -0.91 | -0.94 | -0.93 | -0.95 |
| 16 | -0.98 | -0.97 | -0.97 | -0.92 | -0.95 | -0.91 | -0.95 |
| 17 | -0.97 | -0.95 | -0.96 | -0.91 | -0.93 | -0.92 | -0.94 |
| 18 | -0.97 | -0.96 | -0.97 | -0.91 | -0.93 | -0.93 | -0.95 |
| 19 | | | | | | | |
| 20 | | | | | | | |
| 21 | | | | | | | |
| 22 | -0.97 | -0.95 | -0.96 | -0.91 | -0.92 | -0.93 | -0.94 |
| 23 | -0.97 | -0.95 | -0.96 | -0.91 | -0.91 | -0.89 | -0.94 |
| 24 | -0.97 | -0.95 | -0.96 | -0.91 | -0.91 | -0.88 | -0.94 |
| 25 | -0.97 | -0.95 | -0.96 | -0.92 | -0.91 | -0.88 | -0.94 |
| 26 | | | | | | | |
| 27 | | | | | | | |
| 28 | -0.97 | -0.96 | -0.96 | -0.92 | -0.91 | -0.88 | -0.94 |
| 29 | -0.97 | -0.95 | -0.95 | -0.92 | -0.91 | -0.88 | -0.94 |
| 30 | -0.96 | -0.95 | -0.94 | -0.91 | -0.92 | -0.89 | -0.94 |
| 31 | -0.96 | -0.95 | -0.98 | -0.90 | -0.92 | -0.92 | -0.94 |
| Mo Avg | -0.97 | -0.96 | -0.96 | -0.92 | -0.93 | -0.90 | -0.95 |

Basis determined by using (MAR) contract.

Prepared by Iowa Department of Agriculture and Land Stewardship
Agricultural Marketing Bureau, Des Moines, Iowa



Source: Iowa Department of Agriculture and Land Stewardship

IOWA DAILY SOYBEAN RANGES FOR JANUARY 2019

| | NW - I | | NC - II | | NE - III | | SW - IV | | SC - V | | SE - VI | |
|---------------|--------|------|---------|------|----------|------|---------|------|---------------|------|---------|------|
| | LOW | HIGH | LOW | HIGH | LOW | HIGH | LOW | HIGH | LOW | HIGH | LOW | HIGH |
| 1 | | | | | | | | | | | | |
| 2 | 8.08 | 8.12 | 8.02 | 8.13 | 7.89 | 8.20 | 8.03 | 8.15 | 8.07 | 8.16 | 8.10 | 8.24 |
| 3 | 8.13 | 8.18 | 8.07 | 8.19 | 8.03 | 8.37 | 8.15 | 8.23 | 8.13 | 8.22 | 8.15 | 8.33 |
| 4 | 8.22 | 8.26 | 8.16 | 8.27 | 8.12 | 8.47 | 8.24 | 8.32 | 8.22 | 8.31 | 8.24 | 8.42 |
| 5 | | | | | | | | | | | | |
| 6 | | | | | | | | | | | | |
| 7 | 8.25 | 8.29 | 8.20 | 8.31 | 8.14 | 8.49 | 8.26 | 8.34 | 8.24 | 8.39 | 8.26 | 8.47 |
| 8 | 8.19 | 8.23 | 8.13 | 8.28 | 8.09 | 8.44 | 8.21 | 8.37 | 8.19 | 8.31 | 8.21 | 8.37 |
| 9 | 8.25 | 8.29 | 8.23 | 8.34 | 8.14 | 8.47 | 8.26 | 8.34 | 8.24 | 8.36 | 8.26 | 8.39 |
| 10 | 8.07 | 8.12 | 8.06 | 8.17 | 7.97 | 8.27 | 8.09 | 8.20 | 8.07 | 8.19 | 8.12 | 8.20 |
| 11 | 8.11 | 8.17 | 8.10 | 8.20 | 8.00 | 8.30 | 8.12 | 8.23 | 8.10 | 8.22 | 8.12 | 8.24 |
| 12 | | | | | | | | | | | | |
| 13 | | | | | | | | | | | | |
| 14 | 8.04 | 8.10 | 8.03 | 8.15 | 7.94 | 8.24 | 8.05 | 8.17 | 8.04 | 8.16 | 8.06 | 8.14 |
| 15 | 7.94 | 8.00 | 7.94 | 8.05 | 7.83 | 8.13 | 7.95 | 8.06 | 7.93 | 8.05 | 7.95 | 8.05 |
| 16 | 7.95 | 8.01 | 7.95 | 8.05 | 7.89 | 8.15 | 7.96 | 8.08 | 7.95 | 8.07 | 8.00 | 8.12 |
| 17 | 8.06 | 8.15 | 8.08 | 8.18 | 8.02 | 8.28 | 8.10 | 8.21 | 8.08 | 8.20 | 8.10 | 8.24 |
| 18 | 8.15 | 8.24 | 8.17 | 8.27 | 8.12 | 8.37 | 8.18 | 8.30 | 8.17 | 8.29 | 8.18 | 8.33 |
| 19 | | | | | | | | | | | | |
| 20 | | | | | | | | | | | | |
| 21 | | | | | | | | | | | | |
| 22 | 8.08 | 8.16 | 8.10 | 8.19 | 8.04 | 8.29 | 8.12 | 8.22 | 8.12 | 8.21 | 8.10 | 8.27 |
| 23 | 8.14 | 8.22 | 8.16 | 8.25 | 8.10 | 8.35 | 8.17 | 8.28 | 8.18 | 8.29 | 8.14 | 8.35 |
| 24 | 8.15 | 8.23 | 8.17 | 8.25 | 8.11 | 8.36 | 8.18 | 8.29 | 8.19 | 8.30 | 8.15 | 8.38 |
| 25 | 8.24 | 8.32 | 8.26 | 8.35 | 8.20 | 8.45 | 8.27 | 8.38 | 8.28 | 8.39 | 8.28 | 8.48 |
| 26 | | | | | | | | | | | | |
| 27 | | | | | | | | | | | | |
| 28 | 8.22 | 8.30 | 8.24 | 8.33 | 8.17 | 8.43 | 8.25 | 8.36 | 8.26 | 8.38 | 8.26 | 8.44 |
| 29 | 8.18 | 8.26 | 8.20 | 8.29 | 8.13 | 8.39 | 8.21 | 8.32 | 8.22 | 8.34 | 8.23 | 8.40 |
| 30 | 8.20 | 8.28 | 8.22 | 8.31 | 8.15 | 8.41 | 8.23 | 8.36 | 8.24 | 8.31 | 8.25 | 8.41 |
| 31 | 8.17 | 8.22 | 8.16 | 8.25 | 8.15 | 8.20 | 8.22 | 8.30 | 8.20 | 8.25 | 8.19 | 8.31 |
| Mo Avg | 8.1670 | | 8.1754 | | 8.1723 | | 8.2141 | | 8.2057 | | 8.2389 | |
| | | | | | | | | | State average | | 8.1904 | |

Prepared by Iowa Department of Agriculture and Land Stewardship
Agricultural Marketing Bureau, Des Moines, Iowa

IOWA STATE AVERAGE CORN PRICES FOR JANUARY 2019

| | NW - I | NC - II | NE - III | SW - IV | SC - V | SE - VI | State Average |
|-----------|--------|---------|----------|---------|--------|---------|---------------|
| 1 | | | | | | | |
| 2 | 3.3850 | 3.3600 | 3.3211 | 3.3886 | 3.3643 | 3.3700 | 3.3636 |
| 3 | 3.4186 | 3.3970 | 3.3733 | 3.4433 | 3.4086 | 3.4114 | 3.4059 |
| 4 | 3.4543 | 3.4290 | 3.4189 | 3.4733 | 3.4414 | 3.4500 | 3.4417 |
| 5 | | | | | | | |
| 6 | | | | | | | |
| 7 | 3.4443 | 3.4200 | 3.4022 | 3.4543 | 3.4314 | 3.4271 | 3.4281 |
| 8 | 3.4271 | 3.4050 | 3.3822 | 3.4400 | 3.4114 | 3.4071 | 3.4109 |
| 9 | 3.4471 | 3.4250 | 3.4011 | 3.4633 | 3.4314 | 3.4271 | 3.4311 |
| 10 | 3.3929 | 3.3700 | 3.3400 | 3.4083 | 3.3686 | 3.3757 | 3.3750 |
| 11 | 3.4114 | 3.3920 | 3.3633 | 3.4333 | 3.3886 | 3.3914 | 3.3960 |
| 12 | | | | | | | |
| 13 | | | | | | | |
| 14 | 3.4200 | 3.3950 | 3.3644 | 3.4257 | 3.3957 | 3.3871 | 3.3980 |
| 15 | 3.3471 | 3.3170 | 3.2989 | 3.3617 | 3.3214 | 3.3086 | 3.3252 |
| 16 | 3.3771 | 3.3510 | 3.3289 | 3.3983 | 3.3543 | 3.3357 | 3.3571 |
| 17 | 3.4329 | 3.4110 | 3.3944 | 3.4486 | 3.4214 | 3.3943 | 3.4164 |
| 18 | 3.4586 | 3.4300 | 3.4025 | 3.4833 | 3.4414 | 3.4460 | 3.4408 |
| 19 | | | | | | | |
| 20 | | | | | | | |
| 21 | | | | | | | |
| 22 | 3.4300 | 3.4050 | 3.3878 | 3.4617 | 3.4200 | 3.4217 | 3.4176 |
| 23 | 3.4300 | 3.4040 | 3.3956 | 3.4514 | 3.4214 | 3.4343 | 3.4190 |
| 24 | 3.4114 | 3.3870 | 3.3878 | 3.4343 | 3.4014 | 3.4143 | 3.4027 |
| 25 | 3.4457 | 3.4220 | 3.4244 | 3.4657 | 3.4271 | 3.4900 | 3.4414 |
| 26 | | | | | | | |
| 27 | | | | | | | |
| 28 | 3.4457 | 3.4270 | 3.4289 | 3.4783 | 3.4300 | 3.4643 | 3.4424 |
| 29 | 3.4243 | 3.4050 | 3.4022 | 3.4517 | 3.4043 | 3.4671 | 3.4217 |
| 30 | 3.4700 | 3.4450 | 3.4250 | 3.4833 | 3.4267 | 3.4800 | 3.4542 |
| 31 | 3.4300 | 3.3933 | 3.3967 | 3.4540 | 3.3917 | 3.4067 | 3.4108 |
| Mo Avg | 3.4240 | 3.3995 | 3.3828 | 3.4430 | 3.4049 | 3.4148 | 3.4095 |

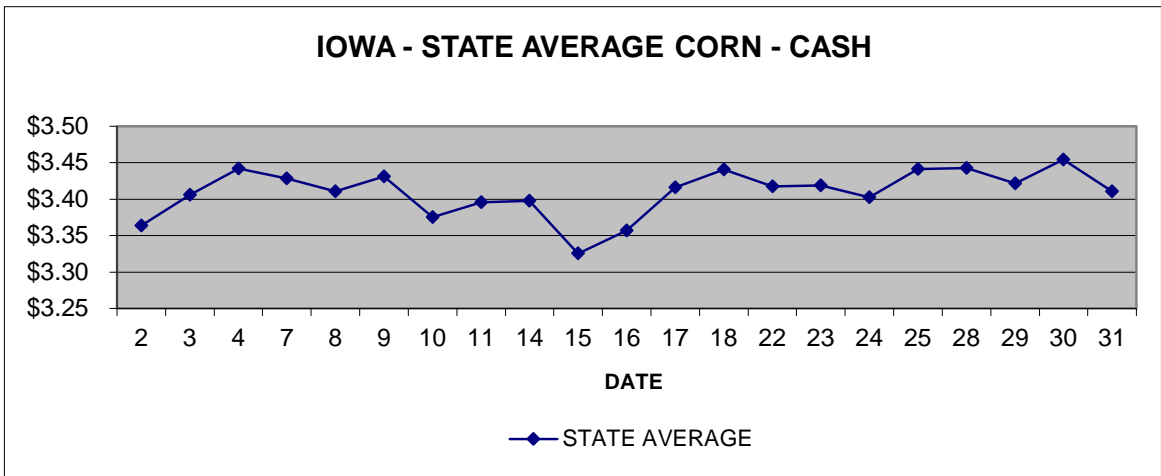
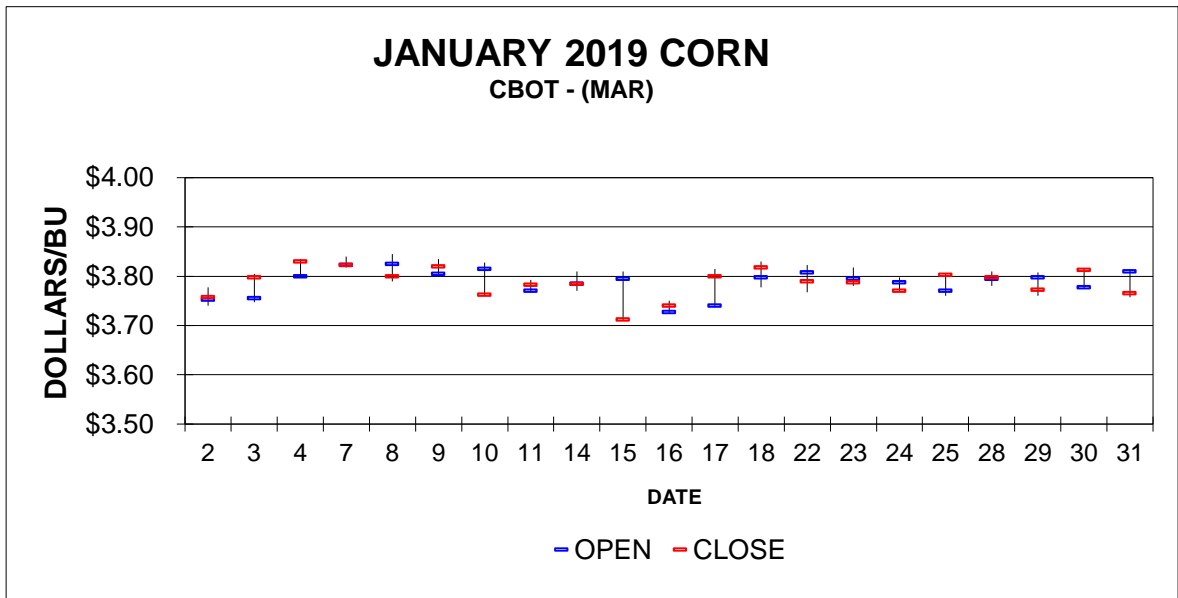
Prepared by Iowa Department of Agriculture and Land Stewardship
Agricultural Marketing Bureau, Des Moines, Iowa

IOWA DAILY CORN BASIS FOR JANUARY 2018

| | NW - I | NC - II | NE - III | SW - IV | SC - V | SE - VI | Basis Average |
|-----------|--------|---------|----------|---------|--------|---------|------------------|
| 1 | | | | | | | |
| 2 | -0.37 | -0.40 | -0.44 | -0.37 | -0.39 | -0.39 | -0.39 |
| 3 | -0.38 | -0.40 | -0.42 | -0.35 | -0.39 | -0.39 | -0.39 |
| 4 | -0.38 | -0.40 | -0.41 | -0.36 | -0.39 | -0.38 | -0.39 |
| 5 | | | | | | | |
| 6 | | | | | | | |
| 7 | -0.38 | -0.40 | -0.42 | -0.37 | -0.39 | -0.40 | -0.39 |
| 8 | -0.37 | -0.40 | -0.42 | -0.36 | -0.39 | -0.39 | -0.39 |
| 9 | -0.37 | -0.40 | -0.42 | -0.36 | -0.39 | -0.39 | -0.39 |
| 10 | -0.37 | -0.39 | -0.42 | -0.35 | -0.39 | -0.39 | -0.39 |
| 11 | -0.37 | -0.39 | -0.42 | -0.35 | -0.39 | -0.39 | -0.39 |
| 12 | | | | | | | |
| 13 | | | | | | | |
| 14 | -0.37 | -0.39 | -0.42 | -0.36 | -0.39 | -0.40 | -0.39 |
| 15 | -0.37 | -0.40 | -0.41 | -0.35 | -0.39 | -0.40 | -0.39 |
| 16 | -0.36 | -0.39 | -0.41 | -0.34 | -0.39 | -0.40 | -0.38 |
| 17 | -0.37 | -0.39 | -0.41 | -0.35 | -0.38 | -0.41 | -0.38 |
| 18 | -0.36 | -0.39 | -0.42 | -0.33 | -0.38 | -0.37 | -0.38 |
| 19 | | | | | | | |
| 20 | | | | | | | |
| 21 | | | | | | | |
| 22 | -0.36 | -0.39 | -0.40 | -0.33 | -0.37 | -0.37 | -0.37 |
| 23 | -0.36 | -0.38 | -0.39 | -0.34 | -0.37 | -0.35 | -0.37 |
| 24 | -0.36 | -0.38 | -0.38 | -0.34 | -0.37 | -0.36 | -0.37 |
| 25 | -0.36 | -0.38 | -0.38 | -0.34 | -0.38 | -0.31 | -0.36 |
| 26 | | | | | | | |
| 27 | | | | | | | |
| 28 | -0.35 | -0.37 | -0.37 | -0.32 | -0.37 | -0.33 | -0.36 |
| 29 | -0.35 | -0.37 | -0.37 | -0.32 | -0.37 | -0.31 | -0.35 |
| 30 | -0.34 | -0.37 | -0.39 | -0.33 | -0.39 | -0.33 | -0.36 |
| 31 | -0.34 | -0.37 | -0.37 | -0.31 | -0.37 | -0.36 | -0.35 |
| Mo Avg | -0.36 | -0.39 | -0.40 | -0.34 | -0.38 | -0.37 | -0.38 |

Basis determined by using (MAR) contract.

Prepared by Iowa Department of Agriculture and Land Stewardship
Agricultural Marketing Bureau, Des Moines, Iowa



Source: Iowa Department of Agriculture and Land Stewardship

IOWA DAILY CORN RANGES FOR JANUARY 2019

| | NW - I | | NC - II | | NE - III | | SW - IV | | SC - V | | SE - VI | |
|---------------|--------|------|---------|------|----------|------|---------|------|---------------|------|---------|------|
| | LOW | HIGH | LOW | HIGH | LOW | HIGH | LOW | HIGH | LOW | HIGH | LOW | HIGH |
| 1 | | | | | | | | | | | | |
| 2 | 3.32 | 3.48 | 3.29 | 3.40 | 3.25 | 3.42 | 3.34 | 3.42 | 3.30 | 3.49 | 3.24 | 3.52 |
| 3 | 3.36 | 3.49 | 3.32 | 3.45 | 3.31 | 3.50 | 3.40 | 3.47 | 3.34 | 3.53 | 3.28 | 3.56 |
| 4 | 3.39 | 3.55 | 3.36 | 3.48 | 3.35 | 3.53 | 3.43 | 3.50 | 3.37 | 3.58 | 3.31 | 3.59 |
| 5 | | | | | | | | | | | | |
| 6 | | | | | | | | | | | | |
| 7 | 3.38 | 3.54 | 3.34 | 3.47 | 3.34 | 3.47 | 3.40 | 3.49 | 3.36 | 3.57 | 3.30 | 3.58 |
| 8 | 3.36 | 3.52 | 3.32 | 3.45 | 3.32 | 3.45 | 3.40 | 3.47 | 3.34 | 3.55 | 3.28 | 3.56 |
| 9 | 3.38 | 3.54 | 3.34 | 3.47 | 3.34 | 3.46 | 3.42 | 3.49 | 3.36 | 3.57 | 3.30 | 3.58 |
| 10 | 3.32 | 3.48 | 3.28 | 3.41 | 3.28 | 3.40 | 3.36 | 3.44 | 3.30 | 3.48 | 3.30 | 3.52 |
| 11 | 3.34 | 3.49 | 3.30 | 3.43 | 3.30 | 3.42 | 3.38 | 3.47 | 3.32 | 3.50 | 3.31 | 3.54 |
| 12 | | | | | | | | | | | | |
| 13 | | | | | | | | | | | | |
| 14 | 3.36 | 3.50 | 3.31 | 3.43 | 3.30 | 3.42 | 3.36 | 3.47 | 3.33 | 3.50 | 3.27 | 3.55 |
| 15 | 3.28 | 3.44 | 3.23 | 3.36 | 3.26 | 3.34 | 3.31 | 3.40 | 3.25 | 3.43 | 3.20 | 3.47 |
| 16 | 3.31 | 3.47 | 3.26 | 3.39 | 3.26 | 3.38 | 3.35 | 3.44 | 3.30 | 3.46 | 3.22 | 3.50 |
| 17 | 3.37 | 3.53 | 3.32 | 3.45 | 3.32 | 3.46 | 3.39 | 3.50 | 3.36 | 3.54 | 3.27 | 3.56 |
| 18 | 3.41 | 3.55 | 3.34 | 3.47 | 3.33 | 3.46 | 3.42 | 3.56 | 3.38 | 3.56 | 3.37 | 3.58 |
| 19 | | | | | | | | | | | | |
| 20 | | | | | | | | | | | | |
| 21 | | | | | | | | | | | | |
| 22 | 3.38 | 3.52 | 3.31 | 3.44 | 3.31 | 3.47 | 3.40 | 3.51 | 3.35 | 3.59 | 3.34 | 3.55 |
| 23 | 3.38 | 3.52 | 3.31 | 3.44 | 3.33 | 3.48 | 3.38 | 3.51 | 3.35 | 3.59 | 3.29 | 3.61 |
| 24 | 3.36 | 3.50 | 3.30 | 3.42 | 3.32 | 3.52 | 3.36 | 3.49 | 3.33 | 3.57 | 3.27 | 3.59 |
| 25 | 3.39 | 3.56 | 3.33 | 3.49 | 3.35 | 3.60 | 3.39 | 3.52 | 3.36 | 3.57 | 3.37 | 3.67 |
| 26 | | | | | | | | | | | | |
| 27 | | | | | | | | | | | | |
| 28 | 3.39 | 3.56 | 3.33 | 3.49 | 3.34 | 3.60 | 3.42 | 3.52 | 3.36 | 3.57 | 3.20 | 3.67 |
| 29 | 3.38 | 3.53 | 3.32 | 3.46 | 3.32 | 3.57 | 3.39 | 3.49 | 3.33 | 3.56 | 3.28 | 3.64 |
| 30 | 3.42 | 3.57 | 3.36 | 3.50 | 3.36 | 3.47 | 3.41 | 3.54 | 3.37 | 3.60 | 3.31 | 3.68 |
| 31 | 3.38 | 3.53 | 3.32 | 3.49 | 3.38 | 3.41 | 3.40 | 3.50 | 3.34 | 3.55 | 3.34 | 3.47 |
| Mo Avg | 3.4240 | | 3.3995 | | 3.3828 | | 3.4430 | | 3.4049 | | 3.4148 | |
| | | | | | | | | | State average | | 3.4095 | |

Prepared by Iowa Department of Agriculture and Land Stewardship
Agricultural Marketing Bureau, Des Moines, Iowa