

IOWA STATE AVERAGE BEAN PRICES FOR APRIL 2019

	NW - I	NC - II	NE - III	SW - IV	SC - V	SE - VI	State Average
1	8.0257	8.0630	8.0522	8.1150	8.1143	8.1657	8.0799
2	8.0757	8.1140	8.1100	8.1714	8.1600	8.1867	8.1279
3	8.0743	8.1060	8.1044	8.1629	8.1686	8.1786	8.1233
4	8.1486	8.1830	8.1944	8.2333	8.2586	8.2571	8.2019
5	8.0833	8.1233	8.0971	8.1667	8.1733	8.2067	8.1337
6							
7							
8	8.0871	8.1090	8.1267	8.1683	8.1743	8.2029	8.1344
9	8.0900	8.1160	8.1289	8.1800	8.1771	8.2143	8.1407
10	8.1214	8.1470	8.1789	8.2114	8.2071	8.2471	8.1744
11	8.0543	8.0810	8.1067	8.1517	8.1514	8.1643	8.1072
12	8.0543	8.0810	8.1111	8.1517	8.1514	8.1614	8.1074
13							
14							
15	8.0929	8.1220	8.1433	8.1929	8.1986	8.1957	8.1465
16	7.9957	8.0233	8.0500	8.0817	8.0871	8.0971	8.0456
17	7.9143	7.9260	7.9567	7.9917	7.9971	8.0200	7.9569
18	7.9417	7.9460	7.9800	8.0200	8.0157	8.0433	7.9805
19							
20							
21							
22	7.9200	7.9180	7.9400	7.9917	7.9886	8.0014	7.9506
23	7.7743	7.7700	7.8111	7.8450	7.8529	7.8714	7.8094
24	7.7229	7.7060	7.7500	7.8000	7.7971	7.8143	7.7532
25	7.7686	7.7470	7.7911	7.8517	7.8386	7.8700	7.7988
26	7.7214	7.7030	7.7411	7.7914	7.7857	7.8343	7.7510
27							
28							
29	7.6614	7.6350	7.6700	7.7457	7.7357	7.7400	7.6863
30	7.5957	7.5860	7.6444	7.6771	7.6700	7.7000	7.6330
Mo Avg	7.9487	7.9622	7.9852	8.0334	8.0335	8.0558	7.9925

Prepared by Iowa Department of Agriculture and Land Stewardship
Agricultural Marketing Bureau, Des Moines, Iowa

IOWA STATE AVERAGE CORN PRICES FOR APRIL 2019

	NW - I	NC - II	NE - III	SW - IV	SC - V	SE - VI	State Average
1	3.3857	3.3170	3.3067	3.3833	3.3429	3.3057	3.3388
2	3.3857	3.3190	3.3133	3.3743	3.3400	3.3017	3.3387
3	3.4014	3.3400	3.3267	3.3886	3.3529	3.3271	3.3563
4	3.4314	3.3931	3.3544	3.4217	3.3771	3.3457	3.3912
5	3.4083	3.3467	3.3157	3.3850	3.3667	3.3350	3.3593
6							
7							
8	3.3814	3.3140	3.3078	3.3717	3.3183	3.3071	3.3339
9	3.3900	3.3300	3.3178	3.3686	3.3429	3.3086	3.3439
10	3.4114	3.3510	3.3433	3.3943	3.3629	3.3371	3.3672
11	3.4014	3.3370	3.3244	3.3817	3.3486	3.3214	3.3531
12	3.4100	3.3480	3.3444	3.3967	3.3629	3.3286	3.3655
13							
14							
15	3.4329	3.3760	3.3611	3.4214	3.3829	3.3543	3.3891
16	3.4000	3.3422	3.3333	3.3933	3.3457	3.3143	3.3563
17	3.4043	3.3360	3.3279	3.3883	3.3429	3.3143	3.3536
18	3.4183	3.3450	3.3463	3.4150	3.3543	3.3300	3.3685
19							
20							
21							
22	3.3800	3.3170	3.2938	3.3783	3.3300	3.2900	3.3318
23	3.3471	3.2850	3.2656	3.3450	3.2971	3.2657	3.3010
24	3.3243	3.2510	3.2244	3.3214	3.2629	3.2400	3.2704
25	3.3343	3.2580	3.2322	3.3317	3.2714	3.2557	3.2797
26	3.3771	3.3020	3.2900	3.3671	3.3100	3.3114	3.3257
27							
28							
29	3.3871	3.3130	3.2911	3.3871	3.3300	3.2857	3.3323
30	3.3957	3.3240	3.2933	3.3943	3.3429	3.2929	3.3405
Mo Avg	3.3909	3.3260	3.3102	3.3814	3.3374	3.3082	3.3427

Prepared by Iowa Department of Agriculture and Land Stewardship
Agricultural Marketing Bureau, Des Moines, Iowa

IOWA DAILY SOYBEAN BASIS FOR April 2019

	NW - I	NC - II	NE - III	SW - IV	SC - V	SE - VI	Basis Average
1	-0.93	-0.89	-0.90	-0.84	-0.84	-0.79	-0.88
2	-0.92	-0.89	-0.89	-0.83	-0.84	-0.81	-0.87
3	-0.91	-0.88	-0.88	-0.82	-0.82	-0.81	-0.86
4	-0.92	-0.88	-0.87	-0.83	-0.81	-0.81	-0.86
5	-0.91	-0.87	-0.89	-0.82	-0.82	-0.78	-0.86
6							
7							
8	-0.90	-0.88	-0.86	-0.82	-0.81	-0.78	-0.85
9	-0.90	-0.87	-0.86	-0.81	-0.81	-0.77	-0.85
10	-0.90	-0.87	-0.84	-0.81	-0.81	-0.77	-0.85
11	-0.90	-0.87	-0.85	-0.80	-0.80	-0.79	-0.85
12	-0.90	-0.87	-0.84	-0.80	-0.80	-0.79	-0.85
13							
14							
15	-0.85	-0.83	-0.80	-0.75	-0.75	-0.75	-0.84
16	-0.88	-0.86	-0.83	-0.80	-0.79	-0.78	-0.83
17	-0.88	-0.86	-0.83	-0.80	-0.79	-0.77	-0.83
18	-0.86	-0.86	-0.82	-0.79	-0.79	-0.76	-0.82
19							
20							
21							
22	-0.85	-0.85	-0.83	-0.78	-0.78	-0.77	-0.82
23	-0.85	-0.85	-0.81	-0.77	-0.77	-0.75	-0.81
24	-0.83	-0.85	-0.80	-0.75	-0.76	-0.74	-0.80
25	-0.82	-0.85	-0.80	-0.74	-0.75	-0.72	-0.79
26	-0.82	-0.83	-0.80	-0.75	-0.75	-0.70	-0.79
27							
28							
29	-0.81	-0.84	-0.81	-0.73	-0.74	-0.73	-0.79
30	-0.82	-0.83	-0.77	-0.74	-0.74	-0.71	-0.78
Mo Avg	-0.87	-0.86	-0.84	-0.79	-0.79	-0.77	-0.83

Basis determined by using (May) contract.

Prepared by Iowa Department of Agriculture and Land Stewardship

Agricultural Marketing Bureau, Des Moines, Iowa

IOWA DAILY CORN BASIS FOR

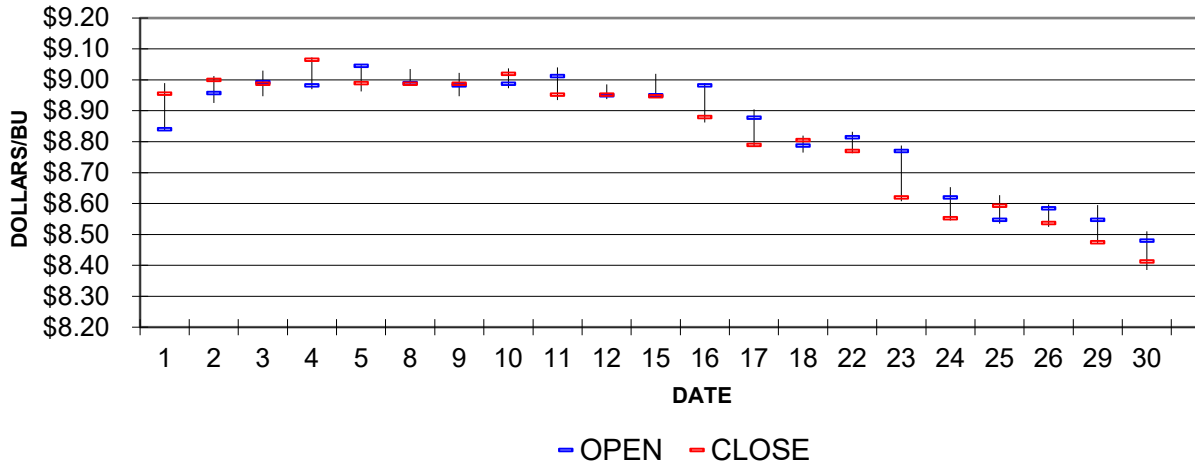
	NW - I	NC - II	NE - III	SW - IV	SC - V	SE - VI	Basis Average
1	-0.23	-0.30	-0.31	-0.23	-0.27	-0.31	-0.28
2	-0.23	-0.30	-0.30	-0.24	-0.28	-0.31	-0.28
3	-0.23	-0.29	-0.30	-0.24	-0.27	-0.30	-0.27
4	-0.22	-0.26	-0.30	-0.23	-0.28	-0.31	-0.26
5	-0.22	-0.28	-0.31	-0.24	-0.26	-0.29	-0.27
6							
7							
8	-0.22	-0.29	-0.29	-0.23	-0.28	-0.29	-0.27
9	-0.21	-0.27	-0.28	-0.23	-0.26	-0.29	-0.26
10	-0.21	-0.27	-0.27	-0.22	-0.25	-0.28	-0.25
11	-0.20	-0.26	-0.28	-0.22	-0.25	-0.28	-0.25
12	-0.19	-0.25	-0.26	-0.21	-0.24	-0.27	-0.24
13							
14							
15	-0.19	-0.25	-0.27	-0.21	-0.24	-0.27	-0.24
16	-0.19	-0.25	-0.26	-0.20	-0.24	-0.28	-0.23
17	-0.18	-0.25	-0.25	-0.19	-0.24	-0.27	-0.23
18	-0.17	-0.24	-0.24	-0.17	-0.23	-0.26	-0.22
19							
20							
21							
22	-0.17	-0.23	-0.25	-0.17	-0.22	-0.26	-0.22
23	-0.17	-0.23	-0.25	-0.17	-0.22	-0.25	-0.21
24	-0.14	-0.22	-0.24	-0.15	-0.20	-0.23	-0.20
25	-0.14	-0.22	-0.24	-0.14	-0.20	-0.22	-0.20
26	-0.14	-0.21	-0.22	-0.15	-0.20	-0.20	-0.19
27							
28							
29	-0.13	-0.21	-0.23	-0.13	-0.19	-0.23	-0.19
30	-0.14	-0.21	-0.24	-0.14	-0.19	-0.24	-0.19
Mo Avg	-0.19	-0.25	-0.27	-0.20	-0.24	-0.27	-0.23

Basis determined by using (May) contract.

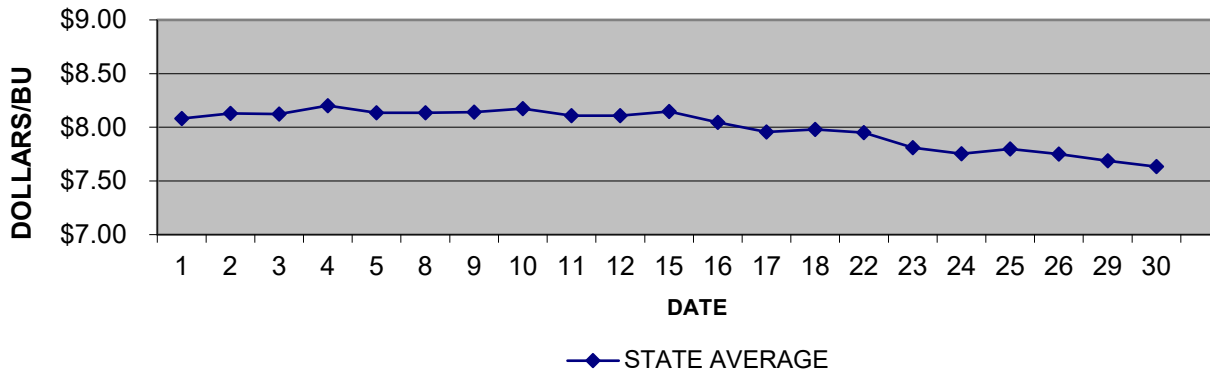
Prepared by Iowa Department of Agriculture and Land Stewardship

Agricultural Marketing Bureau, Des Moines, Iowa

APRIL 2019 SOYBEANS CBOT- (MAY)

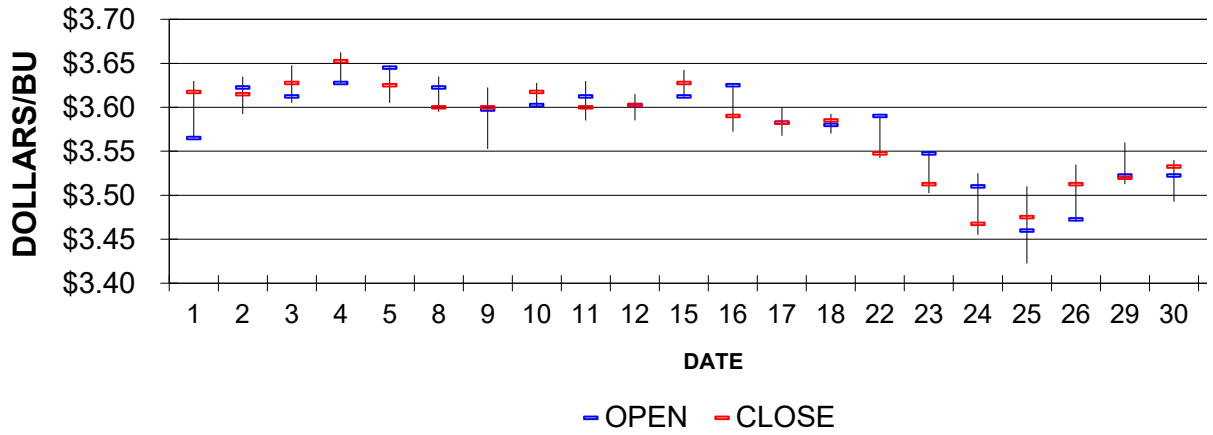


IOWA - STATE AVERAGE SOYBEANS - CASH

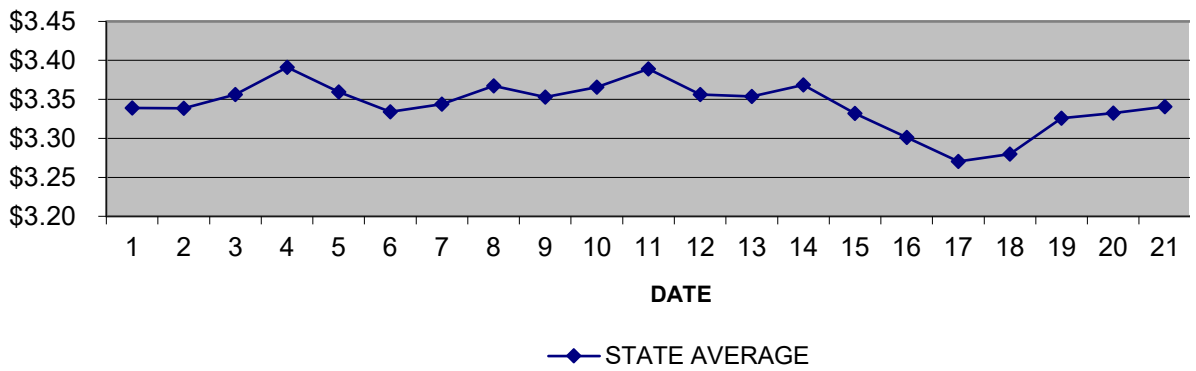


Source: Iowa Department of Agriculture and Land Stewardship

April 2019 CORN CBOT - (MAY)



IOWA - STATE AVERAGE CORN - CASH



Source: Iowa Department of Agriculture and Land Stewardship

IOWA DAILY SOYBEAN RANGES FOR APRIL 2019

	NW - I		NC - II		NE - III		SW - IV		SC - V		SE - VI	
	LOW	HIGH	LOW	HIGH	LOW	HIGH	LOW	HIGH	LOW	HIGH	LOW	HIGH
1	7.96	8.10	8.00	8.11	7.89	8.31	8.06	8.18	8.04	8.28	8.07	8.25
2	8.00	8.15	8.05	8.18	7.93	8.35	8.10	8.22	8.10	8.32	8.11	8.29
3	8.02	8.14	8.04	8.17	7.94	8.34	8.09	8.21	8.09	8.33	8.10	8.24
4	8.10	8.21	8.11	8.25	8.05	8.42	8.17	8.29	8.17	8.41	8.17	8.35
5	8.03	8.14	8.08	8.17	8.00	8.18	8.09	8.27	8.09	8.33	8.10	8.30
6												
7												
8	8.02	8.16	8.04	8.17	8.01	8.34	8.09	8.21	8.09	8.33	8.10	8.31
9	8.02	8.16	8.04	8.17	8.00	8.34	8.09	8.25	8.09	8.35	8.10	8.31
10	8.05	8.19	8.07	8.20	8.07	8.37	8.12	8.27	8.12	8.38	8.13	8.36
11	7.98	8.12	8.00	8.13	7.96	8.30	8.10	8.21	8.07	8.31	8.06	8.28
12	7.98	8.12	8.00	8.13	8.01	8.30	8.10	8.21	8.07	8.31	8.06	8.28
13												
14												
15	8.02	8.16	8.04	8.17	8.03	8.34	8.14	8.25	8.11	8.40	8.10	8.31
16	7.91	8.05	7.97	8.06	7.92	8.23	8.03	8.14	8.00	8.28	7.99	8.20
17	7.86	7.97	7.84	7.97	7.87	8.14	7.94	8.05	7.91	8.19	7.90	8.16
18	7.88	7.98	7.85	8.00	7.88	8.16	7.96	8.09	7.93	8.21	7.92	8.16
19												
20												
21												
22	7.84	7.98	7.82	7.97	7.87	8.12	7.92	8.07	7.89	8.17	7.88	8.15
23	7.72	7.83	7.67	7.82	7.74	7.97	7.79	7.92	7.79	8.07	7.73	7.99
24	7.65	7.79	7.60	7.75	7.67	7.95	7.72	7.90	7.72	8.03	7.66	7.97
25	7.73	7.83	7.64	7.81	7.71	7.99	7.76	7.94	7.76	8.08	7.70	8.04
26	7.68	7.77	7.59	7.77	7.66	7.94	7.71	7.89	7.71	8.02	7.65	8.01
27												
28												
29	7.62	7.71	7.53	7.71	7.57	7.88	7.67	7.83	7.66	7.96	7.58	7.88
30	7.56	7.64	7.51	7.64	7.55	7.81	7.60	7.76	7.59	7.89	7.52	7.84

Mo Avg	7.9487	7.9622	7.9852	8.0334	8.0335	8.0558
					State average	7.9925

Prepared by Iowa Department of Agriculture and Land Stewardship
Agricultural Marketing Bureau, Des Moines, Iowa

IOWA DAILY CORN RANGES FOR APRIL 2019

	NW - I		NC - II		NE - III		SW - IV		SC - V		SE - VI	
	LOW	HIGH	LOW	HIGH	LOW	HIGH	LOW	HIGH	LOW	HIGH	LOW	HIGH
1	3.33	3.54	3.19	3.37	3.21	3.39	3.33	3.43	3.24	3.52	3.14	3.47
2	3.32	3.54	3.19	3.38	3.21	3.39	3.32	3.43	3.24	3.52	3.19	3.47
3	3.34	3.55	3.20	3.40	3.22	3.40	3.34	3.44	3.25	3.53	3.18	3.48
4	3.37	3.57	3.29	3.55	3.25	3.43	3.38	3.46	3.27	3.55	3.20	3.50
5	3.34	3.54	3.27	3.39	3.22	3.40	3.35	3.42	3.25	3.53	3.17	3.48
6												
7												
8	3.32	3.52	3.20	3.38	3.20	3.38	3.33	3.41	3.22	3.50	3.15	3.45
9	3.33	3.54	3.25	3.38	3.22	3.38	3.33	3.41	3.23	3.51	3.15	3.45
10	3.35	3.56	3.27	3.39	3.23	3.42	3.35	3.44	3.25	3.53	3.19	3.47
11	3.34	3.54	3.25	3.39	3.22	3.40	3.33	3.42	3.23	3.51	3.17	3.45
12	3.36	3.55	3.26	3.40	3.25	3.41	3.36	3.43	3.25	3.52	3.18	3.46
13												
14												
15	3.38	3.57	3.28	3.43	3.26	3.43	3.38	3.46	3.27	3.54	3.23	3.48
16	3.34	3.53	3.24	3.39	3.27	3.39	3.34	3.44	3.23	3.50	3.19	3.44
17	3.35	3.54	3.23	3.40	3.22	3.40	3.33	3.44	3.25	3.49	3.21	3.43
18	3.35	3.55	3.24	3.40	3.30	3.41	3.35	3.46	3.26	3.52	3.18	3.44
19												
20												
21												
22	3.32	3.51	3.20	3.37	3.18	3.36	3.32	3.42	3.22	3.50	3.10	3.45
23	3.28	3.49	3.16	3.35	3.15	3.34	3.28	3.40	3.18	3.49	3.06	3.41
24	3.26	3.47	3.15	3.31	3.15	3.32	3.27	3.38	3.16	3.43	3.07	3.37
25	3.27	3.48	3.16	3.31	3.17	3.33	3.28	3.39	3.17	3.45	3.07	3.43
26	3.32	3.49	3.19	3.36	3.21	3.40	3.32	3.42	3.21	3.50	3.21	3.46
27												
28												
29	3.33	3.50	3.20	3.37	3.21	3.38	3.33	3.43	3.24	3.51	3.20	3.50
30	3.33	3.55	3.21	3.37	3.22	3.35	3.33	3.44	3.25	3.52	3.19	3.51

Mo Avg	3.3909	3.3260	3.3102	3.3814	3.3374	3.3082
				State average		3.3427