

## IOWA STATE AVERAGE CORN PRICES FOR AUGUST 2019

	NW - I	NC - II	NE - III	SW - IV	SC - V	SE - VI	State Average
<b>1</b>	3.9171	3.8090	3.7011	3.8200	3.7857	3.7457	3.8049
<b>2</b>	3.9686	3.8630	3.7711	3.8820	3.8514	3.7943	3.8625
<b>3</b>							
<b>4</b>							
<b>5</b>	4.0300	3.9210	3.8425	3.9314	3.8850	3.8586	3.9212
<b>6</b>	4.0200	3.9110	3.8267	3.9200	3.8986	3.8443	3.9114
<b>7</b>	4.0443	3.9350	3.8467	3.9583	3.9243	3.8714	3.9371
<b>8</b>	4.0620	3.9843	3.9086	3.9983	3.9671	3.9217	3.9804
<b>9</b>	4.0843	3.9720	3.8800	3.9850	3.9571	3.8971	3.9711
<b>10</b>							
<b>11</b>							
<b>12</b>	3.8157	3.6967	3.6367	3.7300	3.6714	3.6014	3.7021
<b>13</b>	3.6529	3.5330	3.4411	3.5367	3.5467	3.4214	3.5306
<b>14</b>	3.5857	3.4660	3.3667	3.4614	3.4629	3.3614	3.4606
<b>15</b>	3.6086	3.4870	3.4311	3.4786	3.4886	3.4200	3.4939
<b>16</b>	3.7086	3.5880	3.5389	3.5857	3.5886	3.5083	3.5951
<b>17</b>							
<b>18</b>							
<b>19</b>	3.6486	3.5280	3.4822	3.5200	3.5067	3.4371	3.5318
<b>20</b>	3.5871	3.4870	3.4467	3.4783	3.4550	3.4267	3.4901
<b>21</b>	3.6143	3.5270	3.4789	3.5133	3.5129	3.4886	3.5295
<b>22</b>	3.6143	3.5250	3.4922	3.4950	3.5186	3.4929	3.5299
<b>23</b>	3.5986	3.4880	3.4522	3.5083	3.5000	3.4614	3.5054
<b>24</b>							
<b>25</b>							
<b>26</b>	3.5700	3.4900	3.4378	3.4743	3.4767	3.4543	3.4904
<b>27</b>	3.5829	3.4780	3.4267	3.5033	3.5029	3.4414	3.4920
<b>28</b>	3.6229	3.5300	3.4933	3.5660	3.5657	3.5029	3.5474
<b>29</b>	3.6329	3.5130	3.4722	3.5700	3.5629	3.4814	3.5386
<b>30</b>	3.6057	3.5170	3.4733	3.5983	3.5457	3.4800	3.5363
<b>31</b>							
Mo Avg	3.7534	3.6477	3.5839	3.6597	3.6443	3.5869	3.6528

## IOWA DAILY CORN BASIS FOR

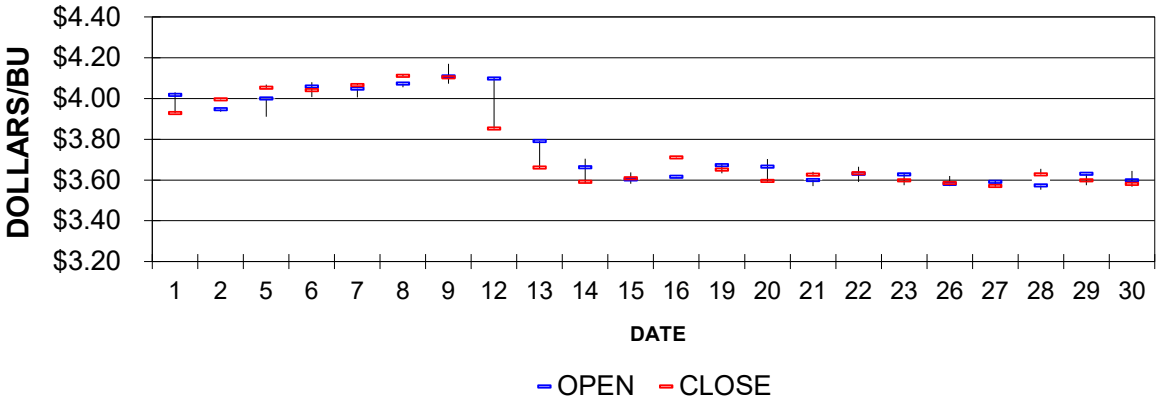
	NW - I	NC - II	NE - III	SW - IV	SC - V	SE - VI	Basis Average
<b>1</b>	-0.01	-0.12	-0.23	-0.11	-0.14	-0.18	-0.12
<b>2</b>	-0.03	-0.13	-0.22	-0.11	-0.14	-0.20	-0.13
<b>3</b>							
<b>4</b>							
<b>5</b>	-0.02	-0.13	-0.21	-0.12	-0.17	-0.19	-0.13
<b>6</b>	-0.02	-0.13	-0.21	-0.12	-0.14	-0.20	-0.13
<b>7</b>	-0.02	-0.13	-0.22	-0.11	-0.14	-0.19	-0.13
<b>8</b>	-0.05	-0.13	-0.20	-0.11	-0.14	-0.19	-0.13
<b>9</b>	-0.02	-0.13	-0.22	-0.12	-0.15	-0.21	-0.13
<b>10</b>							
<b>11</b>							
<b>12</b>	-0.04	-0.16	-0.22	-0.12	-0.18	-0.25	-0.15
<b>13</b>	-0.01	-0.13	-0.22	-0.12	-0.11	-0.24	-0.13
<b>14</b>	0.00	-0.12	-0.22	-0.13	-0.13	-0.23	-0.13
<b>15</b>	0.00	-0.12	-0.18	-0.13	-0.12	-0.19	-0.11
<b>16</b>	0.00	-0.12	-0.17	-0.12	-0.12	-0.20	-0.11
<b>17</b>							
<b>18</b>							
<b>19</b>	0.00	-0.12	-0.17	-0.13	-0.14	-0.21	-0.12
<b>20</b>	-0.01	-0.11	-0.15	-0.12	-0.14	-0.17	-0.10
<b>21</b>	-0.01	-0.10	-0.15	-0.11	-0.11	-0.14	-0.10
<b>22</b>	-0.02	-0.11	-0.14	-0.14	-0.11	-0.14	-0.10
<b>23</b>	0.00	-0.11	-0.15	-0.09	-0.10	-0.14	-0.09
<b>24</b>							
<b>25</b>							
<b>26</b>	-0.01	-0.10	-0.15	-0.11	-0.11	-0.13	-0.09
<b>27</b>	0.01	-0.09	-0.14	-0.07	-0.07	-0.13	-0.08
<b>28</b>	0.00	-0.10	-0.13	-0.06	-0.06	-0.12	-0.08
<b>29</b>	0.04	-0.08	-0.13	-0.03	-0.03	-0.12	-0.06
<b>30</b>	0.03	-0.06	-0.11	0.02	-0.03	-0.10	-0.04
<b>31</b>							
Mo Avg	-0.01	-0.11	-0.18	-0.10	-0.12	-0.18	-0.11

Basis determined by using (SEP) contract.

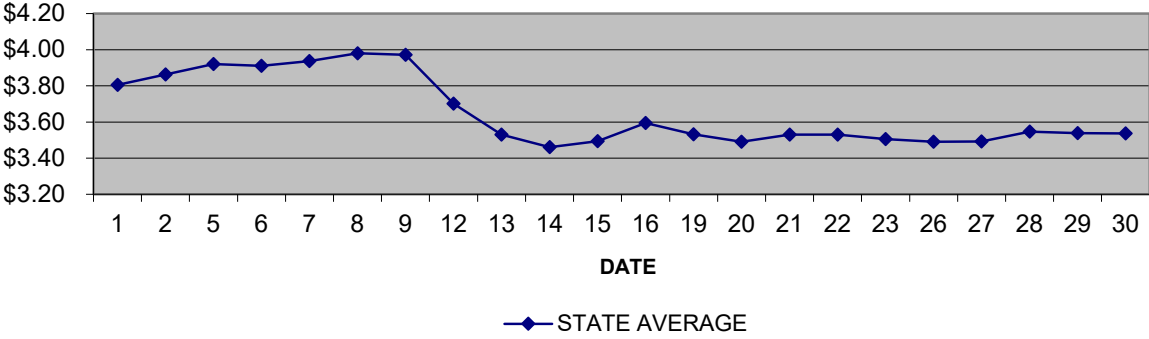
Prepared by Iowa Department of Agriculture and Land Stewardship  
Agricultural Marketing Bureau, Des Moines, Iowa

### AUGUST 2019 CORN

CBOT - (SEP)



### IOWA - STATE AVERAGE CORN - CASH



Source: Iowa Department of Agriculture and Land Stewardship

## IOWA DAILY CORN RANGES FOR AUGUST 2019

	NW - I		NC - II		NE - III		SW - IV		SC - V		SE - VI	
	LOW	HIGH	LOW	HIGH	LOW	HIGH	LOW	HIGH	LOW	HIGH	LOW	HIGH
<b>1</b>	3.83	4.11	3.71	3.86	3.60	3.80	3.68	3.89	3.69	3.93	3.66	3.90
<b>2</b>	3.87	4.18	3.78	3.92	3.69	3.86	3.75	3.96	3.76	3.99	3.60	3.97
<b>3</b>												
<b>4</b>												
<b>5</b>	3.93	4.23	3.83	3.98	3.78	3.92	3.80	4.01	3.81	4.04	3.78	3.97
<b>6</b>	3.92	4.22	3.82	3.97	3.76	3.94	3.79	4.00	3.80	4.04	3.77	3.94
<b>7</b>	3.94	4.29	3.85	3.99	3.78	3.97	3.82	4.03	3.84	4.06	3.79	3.97
<b>8</b>	3.99	4.24	3.89	4.04	3.83	4.01	3.86	4.07	3.88	4.11	3.84	4.01
<b>9</b>	3.98	4.26	3.88	4.03	3.80	4.00	3.85	4.06	3.87	4.10	3.83	3.96
<b>10</b>												
<b>11</b>												
<b>12</b>	3.71	4.01	3.60	3.76	3.55	3.77	3.55	3.81	3.57	3.85	3.41	3.71
<b>13</b>	3.54	3.88	3.44	3.61	3.36	3.58	3.36	3.62	3.46	3.66	3.22	3.52
<b>14</b>	3.49	3.81	3.37	3.54	3.29	3.51	3.27	3.55	3.37	3.59	3.22	3.45
<b>15</b>	3.51	3.83	3.39	3.56	3.32	3.53	3.29	3.57	3.41	3.62	3.37	3.48
<b>16</b>	3.61	3.93	3.49	3.66	3.43	3.65	3.39	3.67	3.51	3.72	3.47	3.57
<b>17</b>												
<b>18</b>												
<b>19</b>	3.55	3.87	3.43	3.60	3.37	3.63	3.33	3.61	3.45	3.60	3.21	3.59
<b>20</b>	3.49	3.82	3.38	3.56	3.37	3.58	3.28	3.56	3.40	3.55	3.36	3.46
<b>21</b>	3.48	3.85	3.41	3.63	3.40	3.63	3.31	3.58	3.45	3.63	3.39	3.61
<b>22</b>	3.49	3.85	3.43	3.63	3.41	3.63	3.31	3.58	3.45	3.64	3.39	3.61
<b>23</b>	3.50	3.82	3.40	3.60	3.37	3.55	3.28	3.57	3.42	3.68	3.36	3.58
<b>24</b>												
<b>25</b>												
<b>26</b>	3.44	3.81	3.39	3.61	3.35	3.54	3.27	3.56	3.41	3.58	3.35	3.54
<b>27</b>	3.47	3.79	3.37	3.61	3.33	3.52	3.43	3.55	3.44	3.63	3.33	3.55
<b>28</b>	3.53	3.85	3.43	3.63	3.39	3.57	3.53	3.61	3.50	3.69	3.39	3.61
<b>29</b>	3.50	3.83	3.40	3.61	3.36	3.54	3.42	3.61	3.49	3.63	3.36	3.58
<b>30</b>	3.48	3.80	3.43	3.60	3.35	3.55	3.49	3.80	3.48	3.68	3.34	3.56
<b>31</b>												
Mo Avg	3.7534		3.6477		3.5839		3.6597		3.6443		3.5869	
									State average		3.6528	

## IOWA STATE AVERAGE BEAN PRICES FOR AUGUST 2019

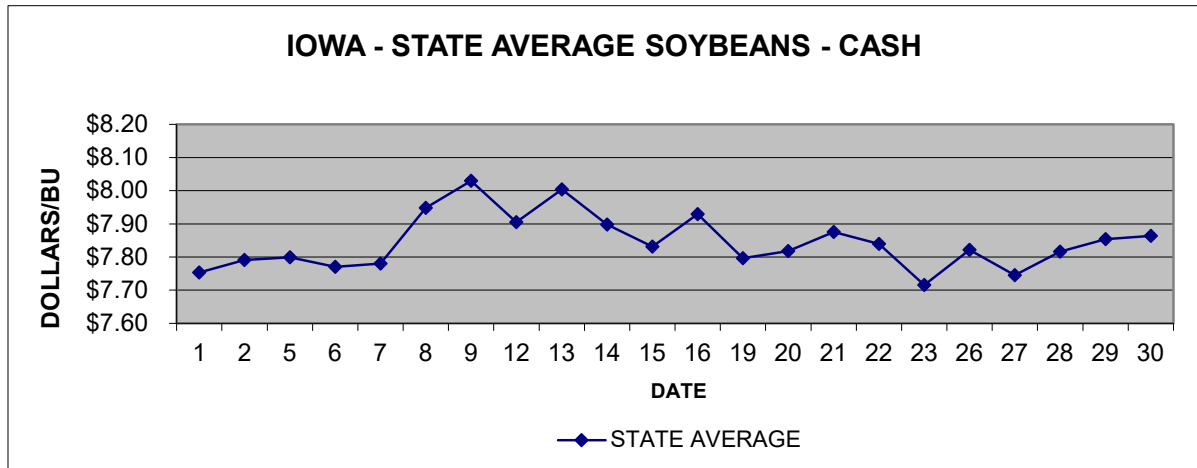
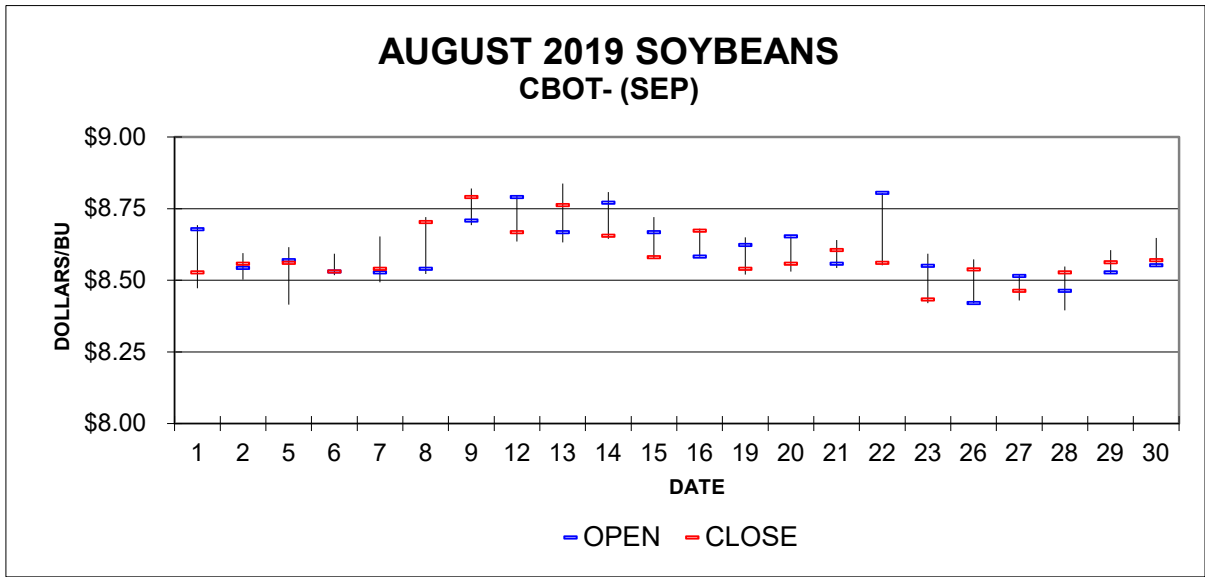
	NW - I	NC - II	NE - III	SW - IV	SC - V	SE - VI	State Average
<b>1</b>	7.7043	7.7360	7.7944	7.7550	7.7914	7.8029	7.7537
<b>2</b>	7.7429	7.7840	7.8044	7.8040	7.8243	7.8314	7.7908
<b>3</b>							
<b>4</b>							
<b>5</b>	7.7486	7.8120	7.8138	7.7943	7.8233	7.8343	7.7995
<b>6</b>	7.7186	7.7830	7.7844	7.7757	7.7957	7.7957	7.7707
<b>7</b>	7.7286	7.7920	7.7911	7.7950	7.8057	7.7957	7.7801
<b>8</b>	7.9180	7.9471	7.9471	7.9750	7.9657	7.9600	7.9485
<b>9</b>	7.9786	8.0410	8.0378	8.0483	8.0557	8.0429	8.0295
<b>10</b>							
<b>11</b>							
<b>12</b>	7.8671	7.9140	7.9233	7.9157	7.9243	7.9057	7.9050
<b>13</b>	7.9643	8.0090	8.0244	8.0183	8.0233	8.0086	8.0038
<b>14</b>	7.8543	7.8990	7.9167	7.9214	7.9157	7.9129	7.8982
<b>15</b>	7.7871	7.8280	7.8478	7.8286	7.8457	7.8900	7.8314
<b>16</b>	7.8729	7.9220	7.9622	7.9229	7.9357	8.0117	7.9294
<b>17</b>							
<b>18</b>							
<b>19</b>	7.7371	7.7880	7.8333	7.7829	7.8017	7.8871	7.7960
<b>20</b>	7.7614	7.8050	7.8678	7.8083	7.8133	7.9083	7.8181
<b>21</b>	7.8229	7.8520	7.9333	7.8583	7.8657	7.9829	7.8753
<b>22</b>	7.8000	7.8240	7.8722	7.8333	7.8329	7.9214	7.8398
<b>23</b>	7.6643	7.7000	7.7533	7.7200	7.7171	7.7914	7.7155
<b>24</b>							
<b>25</b>							
<b>26</b>	7.7829	7.8090	7.8500	7.8086	7.8100	7.9129	7.8219
<b>27</b>	7.6957	7.7300	7.7756	7.7450	7.7400	7.8343	7.7450
<b>28</b>	7.7714	7.7980	7.8389	7.8260	7.8114	7.9029	7.8166
<b>29</b>	7.7886	7.8440	7.8844	7.8586	7.8743	7.9371	7.8543
<b>30</b>	7.8000	7.8570	7.8933	7.8660	7.8743	7.9471	7.8638
<b>31</b>							
Mo Avg	7.7959	7.8397	7.8704	7.8482	7.8567	7.9008	7.8449

## IOWA DAILY SOYBEAN BASIS FOR AUGUST 2019

	<b>NW - I</b>	<b>NC - II</b>	<b>NE - III</b>	<b>SW - IV</b>	<b>SC - V</b>	<b>SE - VI</b>	<b>Basis Average</b>
<b>1</b>	-0.82	-0.79	-0.73	-0.77	-0.74	-0.72	-0.77
<b>2</b>	-0.81	-0.77	-0.75	-0.75	-0.73	-0.73	-0.77
<b>3</b>							
<b>4</b>							
<b>5</b>	-0.81	-0.75	-0.75	-0.77	-0.74	-0.73	-0.76
<b>6</b>	-0.81	-0.75	-0.75	-0.75	-0.73	-0.73	-0.76
<b>7</b>	-0.81	-0.75	-0.75	-0.75	-0.73	-0.74	-0.76
<b>8</b>	-0.78	-0.76	-0.76	-0.73	-0.74	-0.74	-0.75
<b>9</b>	-0.81	-0.75	-0.75	-0.74	-0.73	-0.75	-0.76
<b>10</b>							
<b>11</b>							
<b>12</b>	-0.80	-0.75	-0.74	-0.75	-0.74	-0.76	-0.76
<b>13</b>	-0.80	-0.75	-0.74	-0.74	-0.74	-0.75	-0.76
<b>14</b>	-0.80	-0.76	-0.74	-0.73	-0.74	-0.74	-0.76
<b>15</b>	-0.79	-0.75	-0.73	-0.75	-0.73	-0.69	-0.75
<b>16</b>	-0.80	-0.75	-0.71	-0.75	-0.74	-0.66	-0.74
<b>17</b>							
<b>18</b>							
<b>19</b>	-0.80	-0.75	-0.71	-0.76	-0.74	-0.65	-0.74
<b>20</b>	-0.80	-0.75	-0.69	-0.75	-0.74	-0.65	-0.74
<b>21</b>	-0.78	-0.75	-0.67	-0.75	-0.74	-0.62	-0.73
<b>22</b>	-0.76	-0.74	-0.69	-0.73	-0.73	-0.64	-0.72
<b>23</b>	-0.77	-0.73	-0.68	-0.71	-0.72	-0.64	-0.72
<b>24</b>							
<b>25</b>							
<b>26</b>	-0.75	-0.73	-0.69	-0.73	-0.73	-0.62	-0.72
<b>27</b>	-0.77	-0.73	-0.69	-0.72	-0.72	-0.63	-0.72
<b>28</b>	-0.76	-0.73	-0.69	-0.70	-0.72	-0.62	-0.71
<b>29</b>	-0.77	-0.72	-0.68	-0.70	-0.69	-0.63	-0.71
<b>30</b>	-0.77	-0.71	-0.68	-0.70	-0.70	-0.62	-0.71
<b>31</b>							
<b>Mo Avg</b>	-0.79	-0.75	-0.72	-0.74	-0.73	-0.69	-0.74

Basis determined by using (SEP) contract.

Prepared by Iowa Department of Agriculture and Land Stewardship  
Agricultural Marketing Bureau, Des Moines, Iowa



Source: Iowa Department of Agriculture and Land Stewardship

## IOWA DAILY SOYBEAN RANGES FOR AUGUST 2019

	NW - I		NC - II		NE - III		SW - IV		SC - V		SE - VI	
	LOW	HIGH	LOW	HIGH	LOW	HIGH	LOW	HIGH	LOW	HIGH	LOW	HIGH
<b>1</b>	7.57	7.79	7.64	7.83	7.67	7.98	7.68	7.83	7.75	7.88	7.74	7.88
<b>2</b>	7.61	7.81	7.68	7.86	7.60	8.01	7.72	7.86	7.79	7.91	7.77	7.91
<b>3</b>												
<b>4</b>												
<b>5</b>	7.61	7.82	7.73	7.87	7.63	8.01	7.70	7.87	7.79	7.87	7.79	7.91
<b>6</b>	7.58	7.79	7.71	7.84	7.60	7.99	7.69	7.84	7.76	7.84	7.74	7.88
<b>7</b>	7.59	7.80	7.74	7.84	7.61	7.99	7.70	7.85	7.77	7.85	7.75	7.89
<b>8</b>	7.82	7.96	7.90	7.98	7.88	7.99	7.91	8.01	7.93	8.01	7.90	8.06
<b>9</b>	7.84	8.05	7.99	8.09	7.88	8.24	7.97	8.10	8.02	8.10	7.98	8.14
<b>10</b>												
<b>11</b>												
<b>12</b>	7.73	7.92	7.86	7.97	7.75	8.11	7.84	7.97	7.89	7.97	7.85	7.96
<b>13</b>	7.81	8.02	7.96	8.04	7.85	8.29	7.94	8.07	7.99	8.07	7.95	8.06
<b>14</b>	7.70	7.91	7.85	7.93	7.74	8.18	7.83	8.00	7.88	7.96	7.84	7.96
<b>15</b>	7.63	7.84	7.78	7.86	7.67	8.08	7.76	7.89	7.81	7.89	7.77	7.96
<b>16</b>	7.72	7.93	7.87	7.97	7.84	8.17	7.85	7.98	7.90	7.98	7.90	8.10
<b>17</b>												
<b>18</b>												
<b>19</b>	7.59	7.79	7.74	7.83	7.71	8.04	7.72	7.85	7.77	7.85	7.77	7.97
<b>20</b>	7.60	7.81	7.75	7.85	7.76	8.06	7.73	7.86	7.78	7.86	7.78	8.04
<b>21</b>	7.70	7.89	7.80	7.90	7.79	8.11	7.78	7.91	7.83	7.91	7.83	8.15
<b>22</b>	7.66	7.90	7.76	7.92	7.75	8.06	7.74	7.89	7.79	7.90	7.79	8.06
<b>23</b>	7.54	7.74	7.64	7.80	7.64	7.94	7.62	7.79	7.67	7.77	7.67	7.92
<b>24</b>												
<b>25</b>												
<b>26</b>	7.64	7.87	7.75	7.90	7.75	8.05	7.72	7.90	7.77	7.87	7.77	8.02
<b>27</b>	7.56	7.77	7.67	7.83	7.67	7.97	7.67	7.82	7.69	7.80	7.69	7.94
<b>28</b>	7.63	7.86	7.74	7.88	7.73	8.03	7.74	7.86	7.76	7.86	7.76	7.99
<b>29</b>	7.66	7.86	7.79	7.92	7.79	8.06	7.81	7.91	7.85	7.91	7.79	8.02
<b>30</b>	7.69	7.87	7.79	7.93	7.79	8.07	7.81	7.92	7.85	7.90	7.79	8.04
<b>31</b>												
Mo Avg	7.7959		7.8397		7.8704		7.8482		7.8567		7.9008	
									State average		7.8449	