

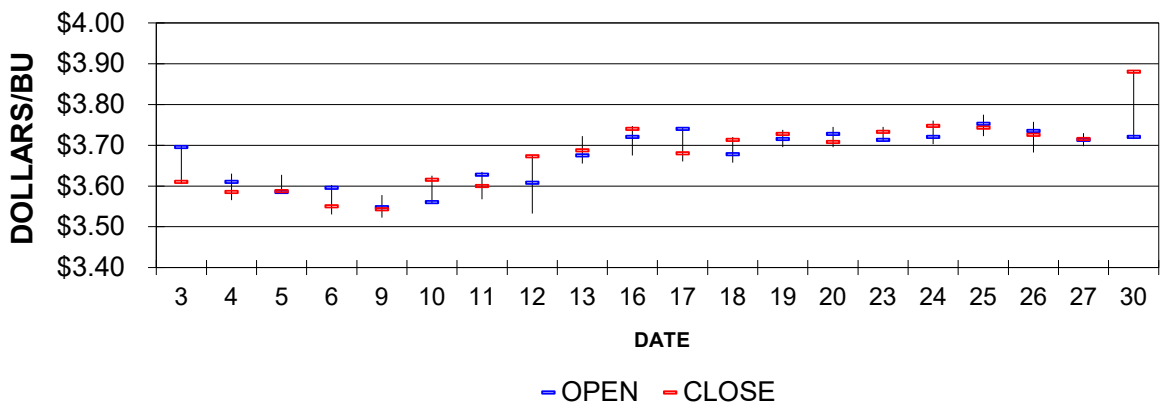
## IOWA DAILY CORN BASIS FOR SEPTEMBER 2019

	NW - I	NC - II	NE - III	SW - IV	SC - V	SE - VI	Basis Average
<b>1</b>							
<b>2</b>							
<b>3</b>	-0.15	-0.17	-0.24	-0.19	-0.17	-0.21	-0.18
<b>4</b>	-0.13	-0.17	-0.21	-0.22	-0.14	-0.20	-0.17
<b>5</b>	-0.12	-0.15	-0.22	-0.22	-0.16	-0.20	-0.17
<b>6</b>	-0.12	-0.14	-0.22	-0.16	-0.15	-0.20	-0.16
<b>7</b>							
<b>8</b>							
<b>9</b>	-0.13	-0.14	-0.23	-0.16	-0.21	-0.20	-0.17
<b>10</b>	-0.12	-0.14	-0.22	-0.15	-0.18	-0.18	-0.16
<b>11</b>	-0.11	-0.12	-0.22	-0.12	-0.16	-0.18	-0.14
<b>12</b>	-0.11	-0.13	-0.22	-0.15	-0.16	-0.18	-0.15
<b>13</b>	-0.11	-0.12	-0.21	-0.14	-0.15	-0.17	-0.15
<b>14</b>							
<b>15</b>							
<b>16</b>	-0.06	-0.12	-0.23	-0.12	-0.13	-0.18	-0.13
<b>17</b>	-0.06	-0.12	-0.21	-0.16	-0.14	-0.19	-0.14
<b>18</b>	-0.06	-0.12	-0.22	-0.16	-0.15	-0.21	-0.14
<b>19</b>	-0.06	-0.12	-0.21	-0.13	-0.15	-0.18	-0.13
<b>20</b>	-0.06	-0.11	-0.21	-0.17	-0.16	-0.18	-0.14
<b>21</b>							
<b>22</b>							
<b>23</b>	-0.06	-0.12	-0.22	-0.19	-0.16	-0.19	-0.14
<b>24</b>	-0.05	-0.13	-0.22	-0.17	-0.16	-0.18	-0.14
<b>25</b>	-0.06	-0.13	-0.22	-0.19	-0.18	-0.19	-0.15
<b>26</b>	-0.06	-0.13	-0.22	-0.22	-0.17	-0.19	-0.15
<b>27</b>	-0.07	-0.14	-0.22	-0.23	-0.19	-0.18	-0.16
<b>28</b>							
<b>29</b>							
<b>30</b>	-0.09	-0.15	-0.21	-0.24	-0.20	-0.20	-0.17
Mo Avg	-0.09	-0.13	-0.22	-0.18	-0.16	-0.19	-0.15

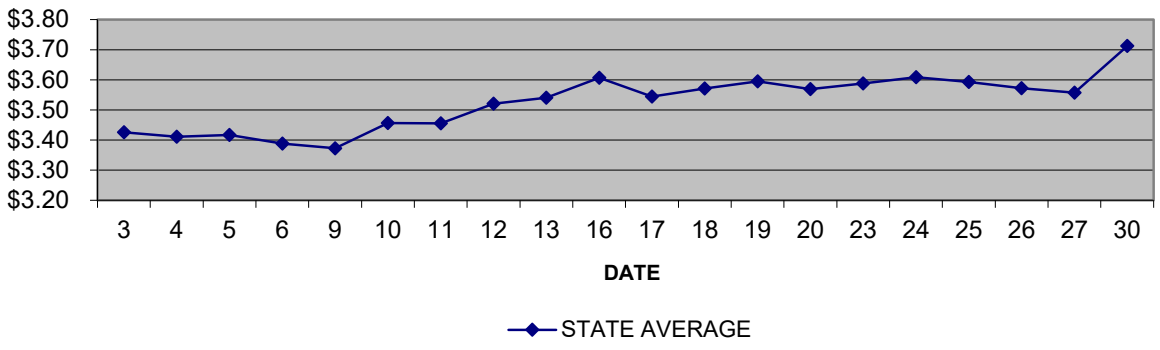
Basis determined by using (DEC) contract.

Prepared by Iowa Department of Agriculture and Land Stewardship  
Agricultural Marketing Bureau, Des Moines, Iowa

### SEPTEMBER 2019 CORN CBOT - (DEC)



### IOWA - STATE AVERAGE CORN - CASH



Source: Iowa Department of Agriculture and Land Stewardship

## IOWA STATE AVERAGE CORN PRICES FOR SEPTEMBER 2019

	NW - I	NC - II	NE - III	SW - IV	SC - V	SE - VI	State Average
<b>1</b>							
<b>2</b>							
<b>3</b>	3.4629	3.4380	3.3688	3.4220	3.4429	3.4043	3.4255
<b>4</b>	3.4557	3.4200	3.3722	3.3667	3.4457	3.3871	3.4106
<b>5</b>	3.4686	3.4400	3.3656	3.3650	3.4286	3.3914	3.4168
<b>6</b>	3.4267	3.4070	3.3322	3.3860	3.3986	3.3529	3.3884
<b>7</b>							
<b>8</b>							
<b>9</b>	3.4143	3.4030	3.3089	3.3783	3.3333	3.3400	3.3727
<b>10</b>	3.4957	3.4770	3.3967	3.4614	3.4317	3.4371	3.4565
<b>11</b>	3.4926	3.4760	3.3844	3.4780	3.4443	3.4243	3.4551
<b>12</b>	3.5586	3.5450	3.4544	3.5183	3.5143	3.4943	3.5202
<b>13</b>	3.5771	3.5640	3.4733	3.5450	3.5343	3.5129	3.5401
<b>14</b>							
<b>15</b>							
<b>16</b>	3.6829	3.6220	3.5122	3.6180	3.6071	3.5571	3.6063
<b>17</b>	3.6200	3.5640	3.4733	3.5229	3.5443	3.4900	3.5444
<b>18</b>	3.6500	3.5960	3.4911	3.5533	3.5671	3.5071	3.5708
<b>19</b>	3.6686	3.6122	3.5133	3.5960	3.5757	3.5500	3.5944
<b>20</b>	3.6486	3.5970	3.4933	3.5333	3.5486	3.5257	3.5693
<b>21</b>							
<b>22</b>							
<b>23</b>	3.6743	3.6100	3.5144	3.5467	3.5771	3.5443	3.5883
<b>24</b>	3.7014	3.6210	3.5322	3.5783	3.5914	3.5700	3.6085
<b>25</b>	3.6814	3.6110	3.5244	3.5500	3.5643	3.5571	3.5927
<b>26</b>	3.6643	3.5911	3.5089	3.5086	3.5557	3.5329	3.5719
<b>27</b>	3.6443	3.5780	3.5000	3.4867	3.5257	3.5343	3.5572
<b>28</b>							
<b>29</b>							
<b>30</b>	3.7900	3.7350	3.6656	3.6417	3.6843	3.6800	3.7119
Mo Avg	3.5889	3.5454	3.4593	3.5028	3.5158	3.4896	3.5251

## IOWA DAILY CORN RANGES FOR SEPTEMBER 2019

	NW - I		NC - II		NE - III		SW - IV		SC - V		SE - VI	
	LOW	HIGH	LOW	HIGH	LOW	HIGH	LOW	HIGH	LOW	HIGH	LOW	HIGH
<b>1</b>												
<b>2</b>												
<b>3</b>	3.26	3.71	3.34	3.51	3.18	3.48	3.29	3.51	3.26	3.64	3.26	3.50
<b>4</b>	3.26	3.73	3.36	3.49	3.28	3.46	3.19	3.51	3.37	3.61	3.22	3.47
<b>5</b>	3.27	3.73	3.36	3.54	3.26	3.46	3.19	3.51	3.24	3.62	3.23	3.47
<b>6</b>	3.23	3.68	3.33	3.50	3.22	3.43	3.23	3.50	3.20	3.58	3.19	3.44
<b>7</b>												
<b>8</b>												
<b>9</b>	3.21	3.66	3.31	3.49	3.22	3.41	3.24	3.48	3.21	3.48	3.17	3.47
<b>10</b>	3.31	3.74	3.39	3.56	3.29	3.49	3.32	3.57	3.28	3.58	3.25	3.55
<b>11</b>	3.28	3.72	3.37	3.57	3.28	3.47	3.41	3.56	3.25	3.63	3.24	3.53
<b>12</b>	3.35	3.79	3.44	3.64	3.35	3.54	3.37	3.63	3.32	3.70	3.31	3.60
<b>13</b>	3.37	3.81	3.46	3.66	3.39	3.56	3.43	3.65	3.34	3.72	3.32	3.62
<b>14</b>												
<b>15</b>												
<b>16</b>	3.60	3.86	3.51	3.74	3.44	3.61	3.55	3.70	3.52	3.77	3.32	3.67
<b>17</b>	3.52	3.80	3.45	3.68	3.38	3.58	3.41	3.64	3.46	3.71	3.32	3.58
<b>18</b>	3.55	3.83	3.48	3.71	3.41	3.58	3.39	3.65	3.49	3.69	3.32	3.60
<b>19</b>	3.57	3.85	3.50	3.73	3.43	3.60	3.55	3.63	3.51	3.71	3.48	3.62
<b>20</b>	3.55	3.83	3.48	3.71	3.41	3.58	3.39	3.60	3.49	3.64	3.46	3.60
<b>21</b>												
<b>22</b>												
<b>23</b>	3.57	3.85	3.50	3.70	3.43	3.60	3.41	3.62	3.51	3.71	3.48	3.62
<b>24</b>	3.59	3.90	3.52	3.72	3.40	3.63	3.43	3.65	3.53	3.73	3.50	3.64
<b>25</b>	3.54	3.89	3.50	3.71	3.39	3.62	3.42	3.62	3.49	3.72	3.47	3.63
<b>26</b>	3.52	3.88	3.49	3.69	3.38	3.61	3.37	3.61	3.49	3.70	3.45	3.62
<b>27</b>	3.49	3.87	3.48	3.68	3.37	3.60	3.40	3.60	3.43	3.69	3.45	3.61
<b>28</b>												
<b>29</b>												
<b>30</b>	3.63	3.98	3.64	3.85	3.54	3.76	3.56	3.76	3.60	3.86	3.60	3.75
Mo Avg	3.5889		3.5454		3.4593		3.5028		3.5158		3.4896	
									State average		3.5251	

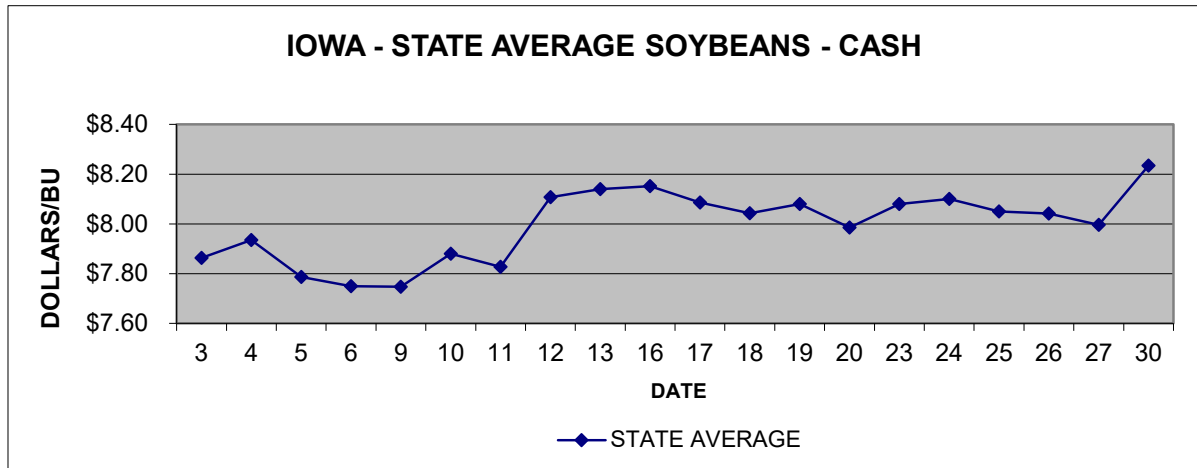
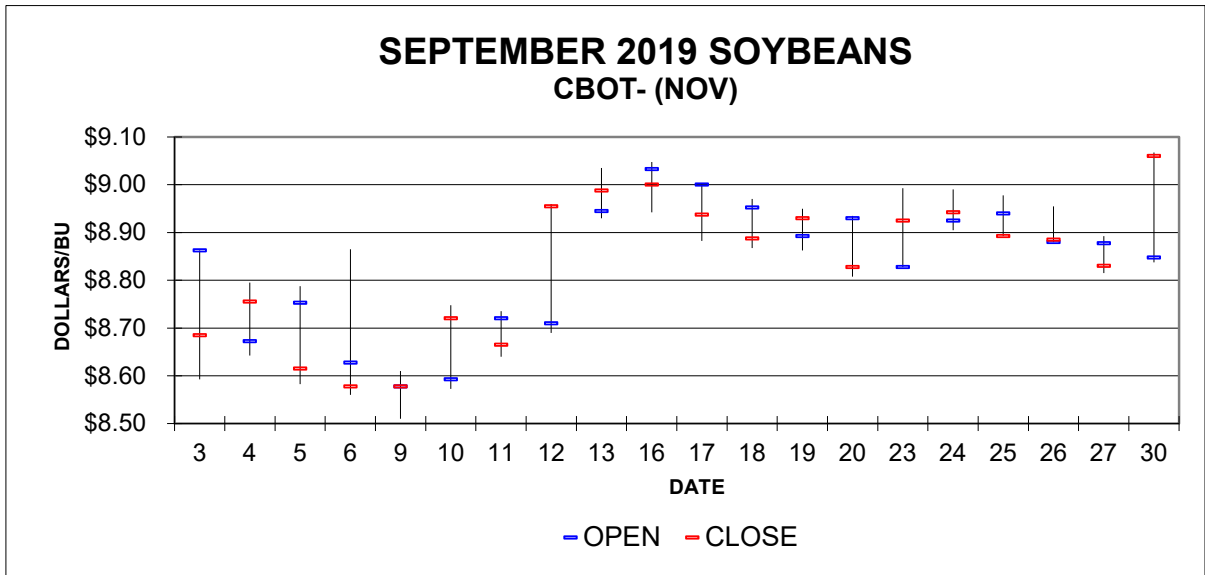
Prepared by Iowa Department of Agriculture and Land Stewardship  
Agricultural Marketing Bureau, Des Moines, Iowa

## IOWA DAILY SOYBEAN BASIS FOR SEPTEMBER 2019

	NW - I	NC - II	NE - III	SW - IV	SC - V	SE - VI	Basis Average
<b>1</b>							
<b>2</b>							
<b>3</b>	-0.87	-0.83	-0.79	-0.82	-0.81	-0.77	-0.82
<b>4</b>	-0.86	-0.82	-0.80	-0.84	-0.81	-0.76	-0.82
<b>5</b>	-0.87	-0.82	-0.81	-0.83	-0.82	-0.79	-0.83
<b>6</b>	-0.86	-0.82	-0.82	-0.82	-0.83	-0.82	-0.83
<b>7</b>							
<b>8</b>							
<b>9</b>	-0.86	-0.81	-0.83	-0.83	-0.81	-0.83	-0.83
<b>10</b>	-0.87	-0.83	-0.85	-0.84	-0.82	-0.81	-0.84
<b>11</b>	-0.86	-0.83	-0.86	-0.81	-0.82	-0.85	-0.84
<b>12</b>	-0.87	-0.83	-0.86	-0.83	-0.86	-0.85	-0.85
<b>13</b>	-0.87	-0.83	-0.86	-0.83	-0.86	-0.86	-0.85
<b>14</b>							
<b>15</b>							
<b>16</b>	-0.87	-0.83	-0.86	-0.82	-0.86	-0.86	-0.85
<b>17</b>	-0.87	-0.84	-0.86	-0.85	-0.86	-0.85	-0.85
<b>18</b>	-0.85	-0.83	-0.85	-0.84	-0.86	-0.85	-0.84
<b>19</b>	-0.86	-0.84	-0.86	-0.82	-0.86	-0.88	-0.85
<b>20</b>	-0.85	-0.83	-0.86	-0.84	-0.86	-0.85	-0.84
<b>21</b>							
<b>22</b>							
<b>23</b>	-0.85	-0.83	-0.85	-0.84	-0.86	-0.86	-0.85
<b>24</b>	-0.85	-0.83	-0.85	-0.84	-0.86	-0.83	-0.84
<b>25</b>	-0.85	-0.83	-0.85	-0.84	-0.86	-0.83	-0.84
<b>26</b>	-0.85	-0.83	-0.85	-0.86	-0.86	-0.83	-0.84
<b>27</b>	-0.84	-0.83	-0.84	-0.84	-0.84	-0.82	-0.83
<b>28</b>							
<b>29</b>							
<b>30</b>	-0.84	-0.82	-0.82	-0.84	-0.84	-0.78	-0.83
<b>Mo Avg</b>	-0.86	-0.83	-0.84	-0.83	-0.84	-0.83	-0.84

Basis determined by using (NOV) contract.

Prepared by Iowa Department of Agriculture and Land Stewardship  
Agricultural Marketing Bureau, Des Moines, Iowa



Source: Iowa Department of Agriculture and Land Stewardship

## IOWA STATE AVERAGE BEAN PRICES FOR SEPTEMBER 2019

	NW - I	NC - II	NE - III	SW - IV	SC - V	SE - VI	State Average
<b>1</b>							
<b>2</b>							
<b>3</b>	7.8157	7.8570	7.8988	7.8620	7.8714	7.9200	7.8636
<b>4</b>	7.8967	7.9350	7.9567	7.9200	7.9414	7.9914	7.9349
<b>5</b>	7.7467	7.7950	7.8033	7.7800	7.7914	7.8271	7.7868
<b>6</b>	7.7220	7.7590	7.7578	7.7600	7.7500	7.7600	7.7499
<b>7</b>							
<b>8</b>							
<b>9</b>	7.7150	7.7630	7.7467	7.7517	7.7650	7.7514	7.7472
<b>10</b>	7.8500	7.8910	7.8700	7.8757	7.8983	7.9086	7.8799
<b>11</b>	7.8050	7.8380	7.8044	7.8600	7.8400	7.8171	7.8272
<b>12</b>	8.0843	8.1290	8.0922	8.1250	8.0986	8.1043	8.1074
<b>13</b>	8.1214	8.1620	8.1244	8.1583	8.1314	8.1257	8.1397
<b>14</b>							
<b>15</b>							
<b>16</b>	8.1300	8.1700	8.1389	8.1820	8.1443	8.1357	8.1518
<b>17</b>	8.0714	8.1010	8.0756	8.0900	8.0814	8.0900	8.0860
<b>18</b>	8.0329	8.0590	8.0344	8.0483	8.0314	8.0357	8.0425
<b>19</b>	8.0714	8.0933	8.0733	8.1080	8.0714	8.0500	8.0802
<b>20</b>	7.9814	8.0000	7.9711	7.9900	7.9714	7.9771	7.9847
<b>21</b>							
<b>22</b>							
<b>23</b>	8.0786	8.0950	8.0744	8.0817	8.0671	8.0643	8.0798
<b>24</b>	8.0957	8.1110	8.0944	8.1000	8.0814	8.1086	8.1004
<b>25</b>	8.0457	8.0580	8.0444	8.0500	8.0314	8.0586	8.0496
<b>26</b>	8.0371	8.0522	8.0389	8.0300	8.0271	8.0571	8.0418
<b>27</b>	7.9900	8.0010	7.9900	7.9867	7.9929	8.0114	7.9955
<b>28</b>							
<b>29</b>							
<b>30</b>	8.2200	8.2350	8.2367	8.2200	8.2229	8.2800	8.2342
Mo Avg	7.9756	8.0052	7.9913	7.9990	7.9905	8.0037	7.9942

## IOWA DAILY SOYBEAN RANGES FOR SEPTEMBER 2019

	NW - I		NC - II		NE - III		SW - IV		SC - V		SE - VI	
	LOW	HIGH	LOW	HIGH	LOW	HIGH	LOW	HIGH	LOW	HIGH	LOW	HIGH
<b>1</b>												
<b>2</b>												
<b>3</b>	7.76	7.89	7.79	7.91	7.79	8.06	7.81	7.91	7.85	7.89	7.79	8.04
<b>4</b>	7.81	7.98	7.86	7.98	7.86	8.13	7.81	7.98	7.92	7.96	7.86	8.13
<b>5</b>	7.63	7.84	7.72	7.84	7.72	7.95	7.67	7.84	7.74	7.82	7.72	7.89
<b>6</b>	7.63	7.79	7.68	7.79	7.68	7.85	7.70	7.81	7.68	7.79	7.68	7.84
<b>7</b>												
<b>8</b>												
<b>9</b>	7.63	7.79	7.68	7.80	7.66	7.85	7.68	7.81	7.74	7.81	7.68	7.80
<b>10</b>	7.77	7.91	7.82	7.92	7.72	7.98	7.82	7.94	7.88	7.92	7.82	8.08
<b>11</b>	7.72	7.89	7.77	7.87	7.67	7.91	7.79	7.91	7.76	7.89	7.77	7.88
<b>12</b>	8.01	8.16	8.06	8.16	7.91	8.20	8.06	8.18	8.05	8.16	8.06	8.19
<b>13</b>	8.04	8.20	8.09	8.19	7.98	8.26	8.09	8.22	8.09	8.20	8.05	8.22
<b>14</b>												
<b>15</b>												
<b>16</b>	8.05	8.21	8.10	8.20	7.99	8.27	8.10	8.23	8.10	8.23	8.06	8.23
<b>17</b>	8.01	8.15	8.04	8.15	7.93	8.19	8.00	8.17	8.04	8.15	8.00	8.19
<b>18</b>	7.96	8.10	7.99	8.09	7.95	8.14	7.97	8.12	7.99	8.10	7.95	8.12
<b>19</b>	8.00	8.13	8.03	8.13	7.92	8.18	8.03	8.16	8.03	8.14	7.99	8.11
<b>20</b>	7.94	8.03	7.95	8.03	7.82	8.08	7.91	8.06	7.93	8.04	7.89	8.08
<b>21</b>												
<b>22</b>												
<b>23</b>	8.06	8.12	8.05	8.13	7.92	8.17	8.01	8.13	8.02	8.13	7.98	8.17
<b>24</b>	8.07	8.14	8.06	8.14	7.93	8.19	8.02	8.17	8.04	8.15	8.00	8.25
<b>25</b>	8.02	8.09	8.01	8.09	7.88	8.14	7.97	8.12	7.99	8.10	7.95	8.18
<b>26</b>	8.01	8.08	8.01	8.09	7.88	8.13	7.93	8.11	7.98	8.09	7.94	8.17
<b>27</b>	7.96	8.03	7.95	8.03	7.82	8.08	7.91	8.03	7.93	8.03	7.89	8.11
<b>28</b>												
<b>29</b>												
<b>30</b>	8.19	8.26	8.19	8.26	8.07	8.34	8.16	8.26	8.16	8.26	8.20	8.41

Mo Avg	7.9756	8.0052	7.9913	7.9990	7.9905	8.0037
					State average	7.9942