

## State Average Bean Prices for January 1994

DATE	NW-I	NC-II	NE-III	SW-IV	SC-V	SE-VI	State Average
<b>1</b>							
<b>2</b>							
<b>3</b>	6.7178	6.7390	6.7363	6.7275	6.7757	6.8443	6.7479
<b>4</b>	6.6511	6.6844	6.6975	6.6725	6.7260	6.7914	6.6930
<b>5</b>	6.6911	6.7089	6.7211	6.7213	6.7614	6.8233	6.7260
<b>6</b>	6.6967	6.7122	6.7313	6.7186	6.7667	6.8200	6.7290
<b>7</b>	6.6533	6.6800	6.7044	6.6838	6.7329	6.7933	6.6951
<b>8</b>							
<b>9</b>							
<b>10</b>	6.5244	6.5500	6.5833	6.5488	6.6086	6.6657	6.5664
<b>11</b>	6.5678	6.5967	6.6250	6.5900	6.6500	6.7150	6.6109
<b>12</b>	6.5743	6.6089	6.6338	6.6000	6.6780	6.7229	6.6223
<b>13</b>	6.8300	6.8660	6.8871	6.8500	6.9043	6.9486	6.8712
<b>14</b>	6.8089	6.8440	6.8589	6.8250	6.8814	6.9243	6.8480
<b>15</b>							
<b>16</b>							
<b>17</b>	6.7400	6.7800	6.7900	6.7563	6.8143	6.8571	6.7812
<b>18</b>	6.7278	6.7600	6.7789	6.7429	6.7960	6.8557	6.7669
<b>19</b>	6.6989	6.7490	6.7629	6.7150	6.7843	6.8217	6.7466
<b>20</b>	6.6322	6.6650	6.6975	6.6438	6.7100	6.7514	6.6724
<b>21</b>	6.6000	6.6310	6.6588	6.6038	6.6786	6.7243	6.6385
<b>22</b>							
<b>23</b>							
<b>24</b>	6.6433	6.6800	6.7011	6.6550	6.7300	6.7643	6.6852
<b>25</b>	6.6533	6.6950	6.7225	6.6686	6.7514	6.7914	6.7016
<b>26</b>	6.6833	6.7210	6.7450	6.6975	6.7700	6.8100	6.7269
<b>27</b>	6.6533	6.6920	6.7111	6.6714	6.7400	6.7800	6.6974
<b>28</b>	6.5367	6.5740	6.5813	6.5650	6.6150	6.6643	6.5797
<b>29</b>							
<b>30</b>							
<b>31</b>	6.5744	6.6110	6.6178	6.5850	6.6486	6.6914	6.6130
	6.6599	6.6928	6.7117	6.6782	6.7392	6.7886	6.7009

**DAILY SOYBEAN RANGES FOR JANUARY 1994**

	NW-1		NC-2		NE-3		SW-4		SC-5		SE-6	
	LOW	HIGH	LOW	HIGH	LOW	HIGH	LOW	HIGH	LOW	HIGH	LOW	HIGH
1												
2												
3	6.65	6.76	6.68	6.80	6.64	6.83	6.67	6.78	6.73	6.89	6.79	6.92
4	6.59	6.69	6.60	6.74	6.57	6.81	6.61	6.78	6.67	6.83	6.75	6.87
5	6.63	6.75	6.63	6.75	6.65	6.80	6.66	6.80	6.71	6.87	6.77	6.88
6	6.64	6.75	6.64	6.76	6.65	6.82	6.66	6.80	6.72	6.87	6.78	6.90
7	6.60	6.70	6.62	6.72	6.60	6.78	6.62	6.74	6.68	6.83	6.74	6.85
8												
9												
10	6.47	6.57	6.49	6.59	6.50	6.65	6.49	6.59	6.56	6.70	6.63	6.72
11	6.51	6.61	6.52	6.64	6.57	6.69	6.53	6.63	6.59	6.76	6.67	6.78
12	6.52	6.62	6.54	6.65	6.58	6.70	6.54	6.65	6.62	6.77	6.70	6.79
13	6.80	6.88	6.80	6.88	6.83	6.95	6.80	6.90	6.86	6.99	6.91	7.03
14	6.77	6.85	6.75	6.90	6.80	6.92	6.76	6.87	6.83	6.97	6.88	7.00
15												
16												
17	6.68	6.78	6.69	6.83	6.73	6.85	6.70	6.80	6.77	6.89	6.80	6.93
18	6.67	6.78	6.68	6.82	6.72	6.84	6.69	6.79	6.76	6.90	6.81	6.93
19	6.66	6.74	6.65	6.93	6.70	6.84	6.66	6.76	6.74	6.86	6.77	6.87
20	6.58	6.69	6.57	6.74	6.62	6.76	6.58	6.70	6.67	6.80	6.71	6.82
21	6.58	6.64	6.53	6.70	6.59	6.72	6.54	6.68	6.64	6.76	6.67	6.79
22												
23												
24	6.60	6.70	6.57	6.74	6.64	6.77	6.59	6.72	6.68	6.82	6.72	6.83
25	6.63	6.71	6.57	6.77	6.66	6.80	6.61	6.73	6.71	6.84	6.75	6.83
26	6.64	6.77	6.64	6.79	6.67	6.82	6.62	6.76	6.72	6.90	6.77	6.86
27	6.63	6.74	6.62	6.76	6.62	6.78	6.59	6.73	6.69	6.85	6.74	6.83
28	6.50	6.61	6.51	6.63	6.48	6.65	6.49	6.65	6.56	6.73	6.62	6.70
29												
30												
31	6.53	6.67	6.54	6.68	6.54	6.70	6.52	6.64	6.59	6.76	6.64	6.74
	6.6600		6.6930		6.7120		6.6780		6.7390		6.7890	
									STATE AVERAGE		6.7010	

Prepared by Iowa Department of Agriculture and Land Stewardship  
Agricultural Marketing Division, Des Moines, Iowa

## State Average Corn Prices for January 1994

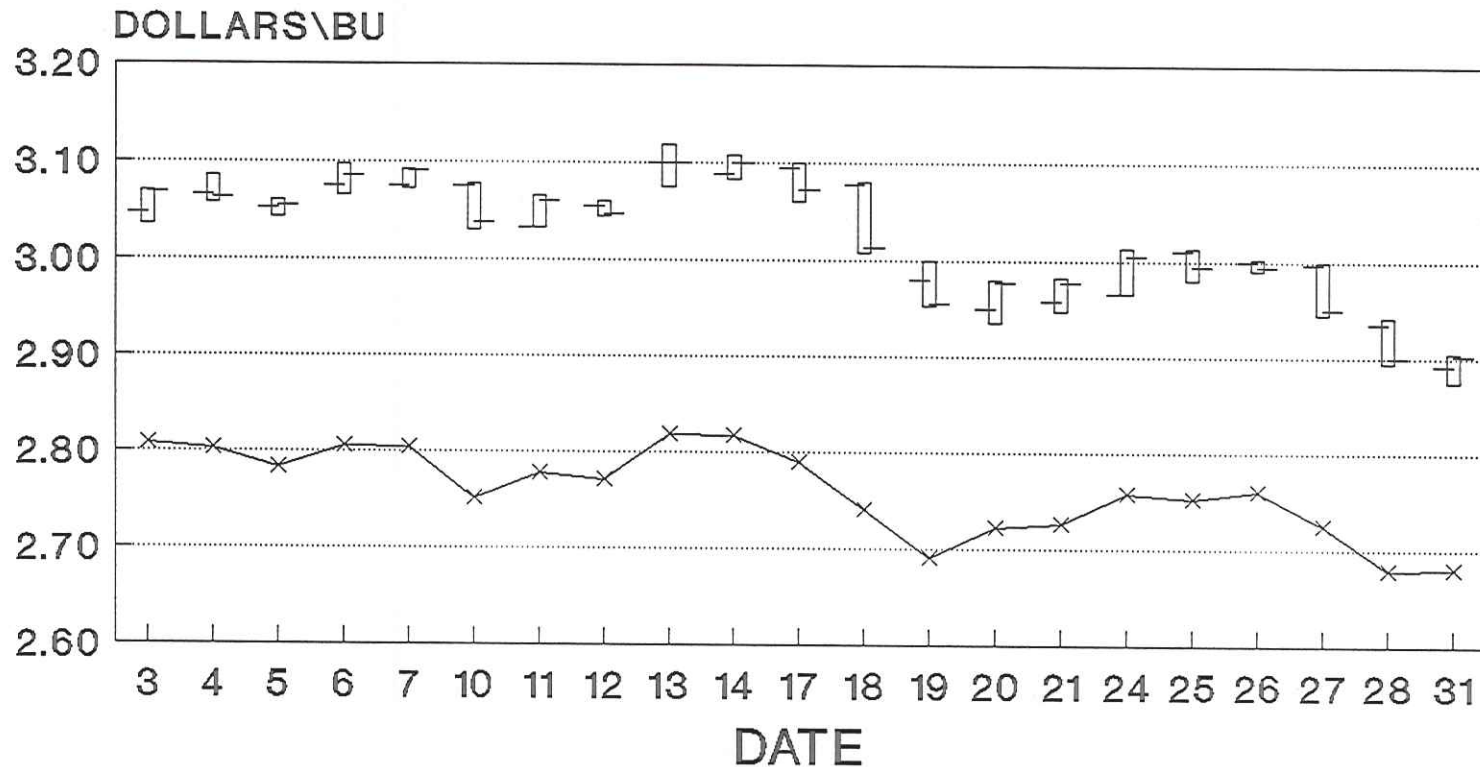
DATE	NW - I	NC-II	NE - III	SW - IV	SC - V	SE - VI	State Average
<b>1</b>							
<b>2</b>							
<b>3</b>	2.7722	2.7880	2.8200	2.8025	2.8371	2.8771	2.8074
<b>4</b>	2.7633	2.7822	2.8163	2.7925	2.8460	2.8714	2.8021
<b>5</b>	2.7478	2.7589	2.7933	2.7838	2.8257	2.8517	2.7832
<b>6</b>	2.7711	2.7856	2.8063	2.8043	2.8483	2.8800	2.8058
<b>7</b>	2.7733	2.7800	2.7944	2.8000	2.8529	2.8883	2.8035
<b>8</b>							
<b>9</b>							
<b>10</b>	2.7189	2.7275	2.7444	2.7513	2.7986	2.8400	2.7519
<b>11</b>	2.7367	2.7522	2.7838	2.7700	2.8186	2.8717	2.7773
<b>12</b>	2.7271	2.7556	2.7763	2.7663	2.8140	2.8486	2.7713
<b>13</b>	2.7733	2.7990	2.8329	2.8113	2.8471	2.9000	2.8178
<b>14</b>	2.7756	2.8010	2.8244	2.8113	2.8457	2.8943	2.8166
<b>15</b>							
<b>16</b>							
<b>17</b>	2.7467	2.7730	2.7967	2.7825	2.8200	2.8743	2.7895
<b>18</b>	2.6956	2.7200	2.7500	2.7229	2.7740	2.8429	2.7402
<b>19</b>	2.6489	2.6690	2.7029	2.6825	2.7229	2.7817	2.6910
<b>20</b>	2.6811	2.6960	2.7413	2.7125	2.7529	2.8100	2.7218
<b>21</b>	2.6844	2.7020	2.7425	2.7163	2.7614	2.8186	2.7267
<b>22</b>							
<b>23</b>							
<b>24</b>	2.7111	2.7320	2.7767	2.7488	2.7929	2.8586	2.7584
<b>25</b>	2.7044	2.7320	2.7625	2.7386	2.7914	2.8529	2.7524
<b>26</b>	2.7044	2.7380	2.7813	2.7513	2.8014	2.8583	2.7606
<b>27</b>	2.6678	2.6990	2.7433	2.7171	2.7629	2.8300	2.7243
<b>28</b>	2.6256	2.6620	2.6988	2.6625	2.7250	2.7671	2.6793
<b>29</b>							
<b>30</b>							
<b>31</b>	2.6256	2.6620	2.6967	2.6663	2.7243	2.7771	2.6806
	2.7169	2.7388	2.7707	2.7521	2.7982	2.8474	2.7601

**DAILY CORN RANGES FOR JANUARY 1994**

	NW-1		NC-2		NE-3		SW-4		SC-5		SE-6	
	LOW	HIGH	LOW	HIGH	LOW	HIGH	LOW	HIGH	LOW	HIGH	LOW	HIGH
1												
2												
3	2.73	2.82	2.75	2.85	2.73	2.93	2.75	2.84	2.81	2.90	2.82	2.92
4	2.71	2.80	2.74	2.84	2.72	2.90	2.74	2.84	2.80	2.88	2.82	2.93
5	2.70	2.79	2.71	2.81	2.72	2.88	2.73	2.82	2.79	2.88	2.80	2.91
6	2.72	2.81	2.74	2.83	2.75	2.89	2.75	2.85	2.82	2.88	2.81	2.96
7	2.72	2.82	2.74	2.83	2.73	2.89	2.75	2.84	2.82	2.89	2.83	2.95
8												
9												
10	2.67	2.75	2.69	2.79	2.67	2.83	2.71	2.79	2.76	2.84	2.79	2.88
11	2.69	2.77	2.71	2.81	2.74	2.89	2.73	2.81	2.78	2.86	2.82	2.90
12	2.69	2.77	2.71	2.82	2.69	2.88	2.72	2.83	2.77	2.85	2.81	2.89
13	2.74	2.82	2.74	2.82	2.75	2.93	2.76	2.86	2.82	2.88	2.85	2.96
14	2.74	2.82	2.76	2.86	2.75	2.93	2.76	2.86	2.82	2.87	2.85	2.95
15												
16												
17	2.71	2.79	2.73	2.83	2.72	2.91	2.73	2.83	2.79	2.85	2.82	2.93
18	2.67	2.74	2.67	2.78	2.68	2.85	2.68	2.76	2.74	2.82	2.78	2.88
19	2.61	2.69	2.63	2.71	2.63	2.81	2.64	2.73	2.68	2.75	2.71	2.82
20	2.64	2.71	2.66	2.74	2.65	2.85	2.67	2.76	2.71	2.80	2.75	2.86
21	2.64	2.71	2.66	2.76	2.65	2.85	2.67	2.77	2.73	2.81	2.75	2.88
22												
23												
24	2.67	2.75	2.69	2.79	2.69	2.90	2.69	2.79	2.76	2.84	2.80	2.90
25	2.66	2.76	2.69	2.78	2.67	2.89	2.69	2.79	2.76	2.85	2.80	2.90
26	2.66	2.76	2.69	2.79	2.70	2.91	2.70	2.79	2.76	2.86	2.82	2.88
27	2.62	2.71	2.66	2.74	2.65	2.86	2.68	2.75	2.72	2.81	2.77	2.87
28	2.59	2.66	2.61	2.70	2.61	2.81	2.62	2.71	2.70	2.76	2.73	2.81
29												
30												
31	2.59	2.66	2.63	2.70	2.59	2.82	2.63	2.71	2.70	2.76	2.73	2.82
	2.7170		2.7390		2.7710		2.7520		2.7980		2.8470	
									STATE AVERAGE		2.7600	

Prepared by Iowa Department of Agriculture and Land Stewardship  
Agricultural Marketing Division, Des Moines, Iowa

# JANUARY CORN CBOT 1994

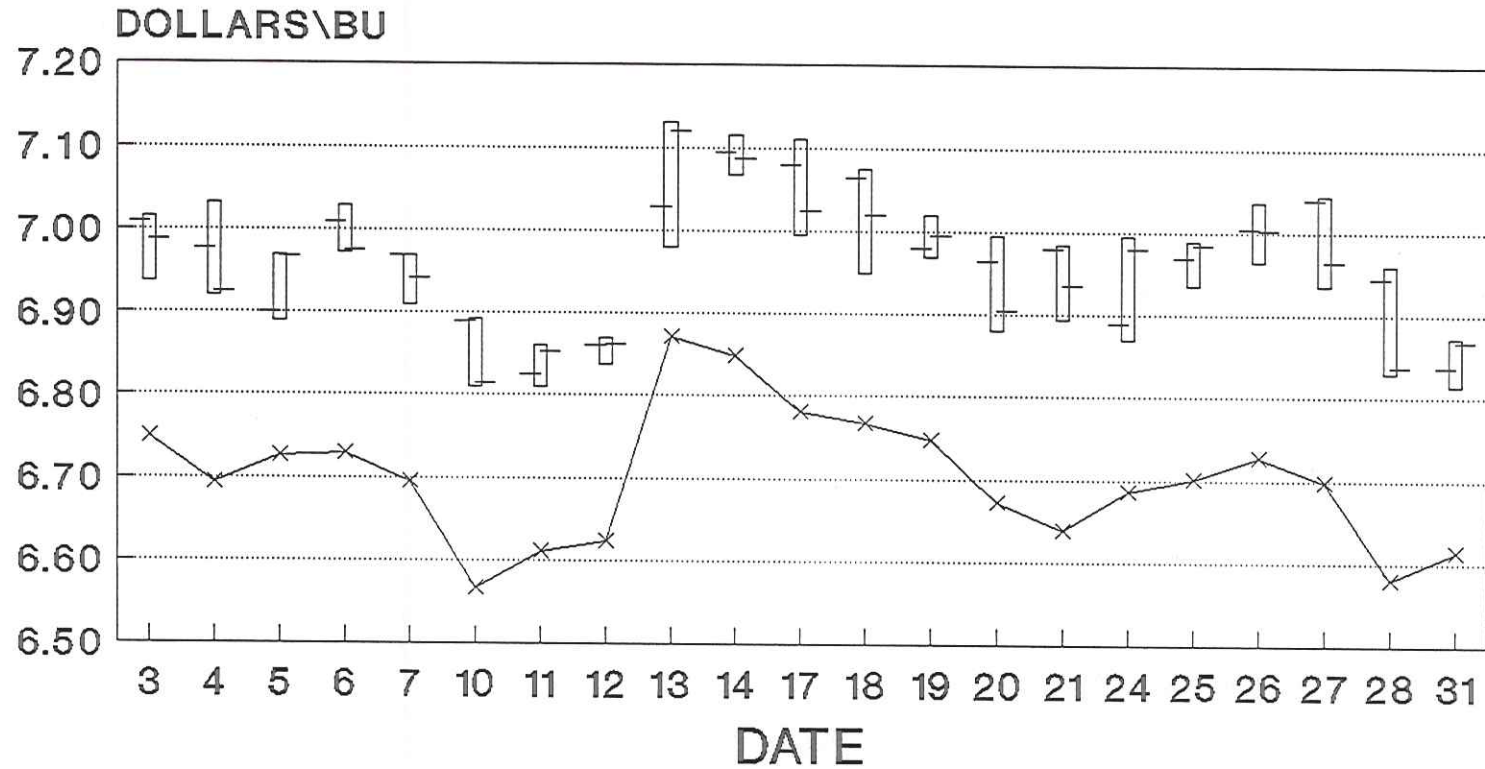


□ High   □ Low   □ Close   □ Open   —x— STATE AVERAGE

MARCH FUTURES CONTRACT

# JANUARY SOYBEANS

## CBOT 1994



High   
  Low   
  Close   
  Open   
 —x— STATE AVERAGE

MARCH FUTURES CONTRACT

## State Average Corn Prices for February 1994

<b>DATE</b>	<b>NW - I</b>	<b>NC-II</b>	<b>NE - III</b>	<b>SW - IV</b>	<b>SC - V</b>	<b>SE - VI</b>	<b>State Average</b>
<b>1</b>	2.6333	2.6644	2.7229	2.6688	2.7300	2.7833	2.6889
<b>2</b>	2.6522	2.6910	2.7357	2.6943	2.7517	2.8100	2.7110
<b>3</b>	2.6511	2.6922	2.7257	2.6900	2.7371	2.7900	2.7052
<b>4</b>	2.6267	2.6578	2.7075	2.6663	2.7200	2.7671	2.6799
<b>5</b>							
<b>6</b>							
<b>7</b>	2.6567	2.7022	2.7429	2.6963	2.7429	2.8014	2.7147
<b>8</b>	2.6575	2.7030	2.7422	2.6914	2.7467	2.8057	2.7152
<b>9</b>	2.7056	2.7456	2.7814	2.7350	2.7900	2.8450	2.7581
<b>10</b>	2.7044	2.7410	2.7791	2.7388	2.7829	2.8386	2.7553
<b>11</b>	2.7344	2.7700	2.8050	2.7713	2.8129	2.8550	2.7831
<b>12</b>							
<b>13</b>							
<b>14</b>	2.7356	2.7663	2.8078	2.7713	2.8129	2.8629	2.7837
<b>15</b>	2.6900	2.7240	2.7663	2.7267	2.7729	2.8186	2.7405
<b>16</b>	2.6956	2.7370	2.7633	2.7400	2.7814	2.8360	2.7495
<b>17</b>	2.6375	2.6667	2.6988	2.6863	2.7317	2.7567	2.6857
<b>18</b>	2.6378	2.6722	2.7038	2.6863	2.7286	2.7650	2.6889
<b>19</b>							
<b>20</b>							
<b>21</b>	PRESIDENT'S DAY						
<b>22</b>	2.6478	2.6860	2.7133	2.6938	2.7429	2.7757	2.7000
<b>23</b>	2.6388	2.6780	2.7075	2.6913	2.7357	2.7729	2.6936
<b>24</b>	2.6300	2.6718	2.7025	2.6825	2.7283	2.7717	2.6872
<b>25</b>	2.6178	2.6630	2.6889	2.6600	2.7129	2.7557	2.6735
<b>26</b>							
<b>27</b>							
<b>28</b>	2.6333	2.6810	2.7175	2.6838	2.7400	2.7829	2.6956
	2.6624	2.7007	2.7375	2.7039	2.7527	2.7997	2.7163

**DAILY CORN RANGES FOR FEBRUARY 1994**

	NW-1		NC-2		NE-3		SW-4		SC-5		SE-6	
	LOW	HIGH	LOW	HIGH	LOW	HIGH	LOW	HIGH	LOW	HIGH	LOW	HIGH
<b>1</b>	2.61	2.67	2.63	2.71	2.63	2.84	2.63	2.72	2.70	2.78	2.75	2.82
<b>2</b>	2.63	2.67	2.64	2.74	2.66	2.85	2.66	2.74	2.72	2.79	2.76	2.88
<b>3</b>	2.61	2.68	2.65	2.75	2.65	2.84	2.66	2.73	2.71	2.78	2.75	2.83
<b>4</b>	2.58	2.66	2.64	2.70	2.62	2.82	2.64	2.70	2.69	2.76	2.72	2.82
<b>5</b>												
<b>6</b>												
<b>7</b>	2.61	2.69	2.67	2.76	2.65	2.85	2.67	2.73	2.72	2.78	2.76	2.84
<b>8</b>	2.61	2.69	2.67	2.77	2.66	2.85	2.67	2.73	2.72	2.78	2.77	2.84
<b>9</b>	2.67	2.74	2.71	2.81	2.68	2.89	2.71	2.78	2.76	2.81	2.81	2.88
<b>10</b>	2.67	2.73	2.71	2.80	2.70	2.89	2.71	2.78	2.75	2.81	2.80	2.88
<b>11</b>	2.70	2.77	2.74	2.83	2.73	2.92	2.74	2.81	2.79	2.84	2.80	2.90
<b>12</b>												
<b>13</b>												
<b>14</b>	2.70	2.77	2.72	2.82	2.72	2.92	2.74	2.81	2.79	2.84	2.81	2.90
<b>15</b>	2.66	2.73	2.66	2.80	2.69	2.86	2.71	2.76	2.75	2.80	2.78	2.86
<b>16</b>	2.67	2.72	2.67	2.80	2.70	2.85	2.71	2.77	2.75	2.82	2.78	2.86
<b>17</b>	2.57	2.67	2.60	2.74	2.64	2.79	2.65	2.72	2.69	2.78	2.72	2.79
<b>18</b>	2.57	2.68	2.60	2.74	2.64	2.79	2.66	2.72	2.69	2.78	2.72	2.80
<b>19</b>												
<b>20</b>												
<b>21</b>	PRESIDENT'S DAY											
<b>22</b>	2.58	2.69	2.61	2.75	2.66	2.80	2.67	2.73	2.71	2.79	2.73	2.81
<b>23</b>	2.57	2.68	2.60	2.74	2.65	2.79	2.66	2.72	2.70	2.78	2.73	2.80
<b>24</b>	2.56	2.67	2.59	2.73	2.63	2.78	2.65	2.72	2.69	2.77	2.71	2.81
<b>25</b>	2.56	2.66	2.62	2.72	2.62	2.79	2.62	2.70	2.66	2.78	2.73	2.78
<b>26</b>												
<b>27</b>												
<b>28</b>	2.60	2.67	2.63	2.74	2.64	2.82	2.65	2.72	2.69	2.81	2.75	2.82
	2.6620		2.7010		2.7370		2.7040		2.7530		2.8000	
								STATE AVERAGE			2.7160	

Prepared by Iowa Department of Agriculture and Land Stewardship  
Agricultural Marketing Division, Des Moines, Iowa



## State Average Bean Prices for February 1994

<b>DATE</b>	<b>NW-I</b>	<b>NC-II</b>	<b>NE-III</b>	<b>SW-IV</b>	<b>SC-V</b>	<b>SE-VI</b>	<b>State Average</b>
<b>1</b>	6.5833	6.6100	6.6314	6.5850	6.6557	6.7050	6.6181
<b>2</b>	6.5444	6.5700	6.5957	6.5557	6.6250	6.6671	6.5814
<b>3</b>	6.5222	6.5478	6.5600	6.5463	6.5914	6.6317	6.5570
<b>4</b>	6.4622	6.4844	6.5025	6.4863	6.5333	6.5714	6.4963
<b>5</b>							
<b>6</b>							
<b>7</b>	6.4633	6.4800	6.5114	6.4800	6.5271	6.5657	6.4938
<b>8</b>	6.4800	6.4970	6.5111	6.4914	6.5367	6.5786	6.5070
<b>9</b>	6.5167	6.5422	6.5557	6.5333	6.5817	6.6200	6.5495
<b>10</b>	6.5211	6.5440	6.5700	6.5488	6.5800	6.6186	6.5543
<b>11</b>	6.5756	6.5940	6.6113	6.5863	6.6314	6.6700	6.6029
<b>12</b>							
<b>13</b>							
<b>14</b>	6.5767	6.5975	6.6278	6.6013	6.6371	6.6929	6.6111
<b>15</b>	6.5133	6.5430	6.5788	6.5443	6.5771	6.6286	6.5534
<b>16</b>	6.5511	6.5780	6.6044	6.5688	6.6057	6.6780	6.5875
<b>17</b>	6.4838	6.5033	6.5350	6.5138	6.5333	6.6150	6.5191
<b>18</b>	6.4933	6.5100	6.5450	6.5288	6.5457	6.6133	6.5276
<b>19</b>							
<b>20</b>							
<b>21</b>	PRESIDENT'S DAY						
<b>22</b>	6.5400	6.5580	6.5911	6.5663	6.5900	6.6643	6.5736
<b>23</b>	6.5738	6.5860	6.6200	6.5938	6.6229	6.7000	6.6041
<b>24</b>	6.5789	6.5970	6.6488	6.6100	6.6350	6.7183	6.6173
<b>25</b>	6.5611	6.5750	6.6144	6.5913	6.6157	6.6929	6.5953
<b>26</b>							
<b>27</b>							
<b>28</b>	6.5278	6.5480	6.6113	6.5600	6.5900	6.6914	6.5717
	6.5299	6.5508	6.5803	6.5522	6.5903	6.6486	6.5643

**DAILY SOYBEAN RANGES FOR FEBRUARY 1994**

	NW-1		NC-2		NE-3		SW-4		SC-5		SE-6	
	LOW	HIGH	LOW	HIGH	LOW	HIGH	LOW	HIGH	LOW	HIGH	LOW	HIGH
<b>1</b>	6.55	6.69	6.54	6.68	6.55	6.71	6.52	6.64	6.62	6.75	6.64	6.77
<b>2</b>	6.52	6.58	6.47	6.62	6.52	6.64	6.48	6.61	6.58	6.71	6.62	6.71
<b>3</b>	6.49	6.60	6.48	6.61	6.50	6.64	6.49	6.63	6.55	6.67	6.59	6.68
<b>4</b>	6.43	6.53	6.42	6.54	6.42	6.58	6.46	6.52	6.50	6.62	6.53	6.61
<b>5</b>												
<b>6</b>												
<b>7</b>	6.43	6.53	6.43	6.53	6.42	6.58	6.46	6.52	6.49	6.62	6.53	6.61
<b>8</b>	6.45	6.55	6.44	6.54	6.44	6.58	6.47	6.52	6.49	6.62	6.54	6.62
<b>9</b>	6.49	6.60	6.49	6.58	6.47	6.59	6.50	6.58	6.55	6.67	6.58	6.67
<b>10</b>	6.49	6.60	6.50	6.58	6.50	6.63	6.51	6.62	6.54	6.67	6.59	6.67
<b>11</b>	6.54	6.65	6.55	6.62	6.54	6.68	6.56	6.62	6.59	6.73	6.64	6.70
<b>12</b>												
<b>13</b>												
<b>14</b>	6.54	6.66	6.56	6.62	6.55	6.70	6.56	6.68	6.59	6.73	6.66	6.73
<b>15</b>	6.48	6.60	6.50	6.59	6.51	6.63	6.50	6.62	6.54	6.67	6.60	6.66
<b>16</b>	6.51	6.63	6.53	6.62	6.54	6.67	6.54	6.60	6.56	6.70	6.64	6.74
<b>17</b>	6.44	6.56	6.45	6.54	6.46	6.60	6.48	6.58	6.51	6.63	6.58	6.67
<b>18</b>	6.44	6.57	6.46	6.55	6.47	6.61	6.50	6.59	6.51	6.63	6.58	6.68
<b>19</b>												
<b>20</b>												
<b>21</b>	PRESIDENT'S DAY											
<b>22</b>	6.49	6.60	6.50	6.60	6.51	6.66	6.54	6.60	6.55	6.67	6.63	6.71
<b>23</b>	6.54	6.64	6.53	6.63	6.57	6.68	6.58	6.61	6.58	6.72	6.65	6.76
<b>24</b>	6.55	6.65	6.54	6.64	6.58	6.71	6.59	6.64	6.59	6.73	6.70	6.75
<b>25</b>	6.53	6.63	6.52	6.62	6.56	6.69	6.55	6.62	6.58	6.71	6.63	6.76
<b>26</b>												
<b>27</b>												
<b>28</b>	6.49	6.58	6.50	6.58	6.53	6.67	6.53	6.60	6.54	6.69	6.63	6.78

6.5300

6.5510

6.5800

6.5520

6.5900

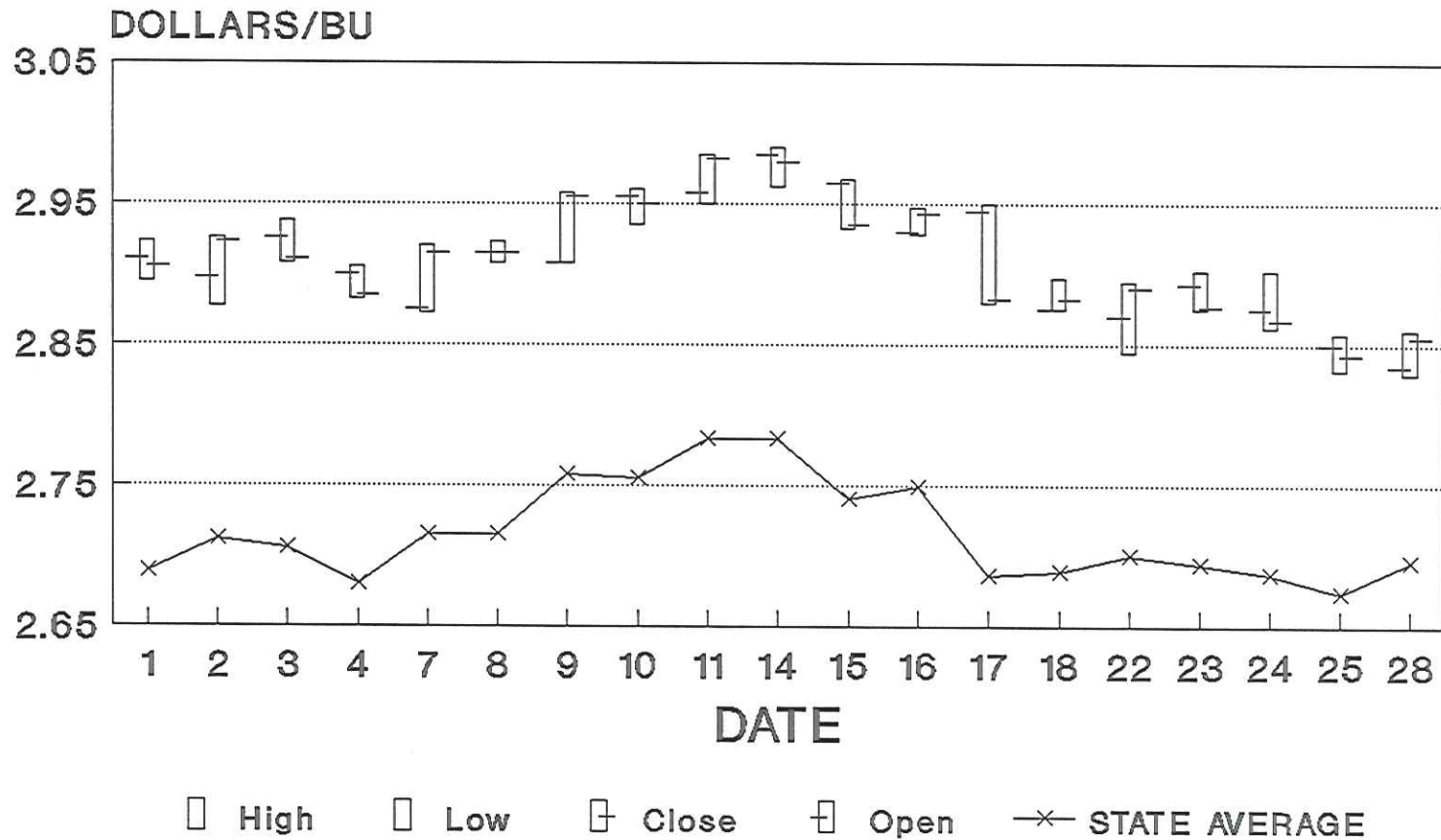
6.6490

STATE AVERAGE

6.5640

Prepared by Iowa Department of Agriculture and Land Stewardship  
Agricultural Marketing Division, Des Moines, Iowa

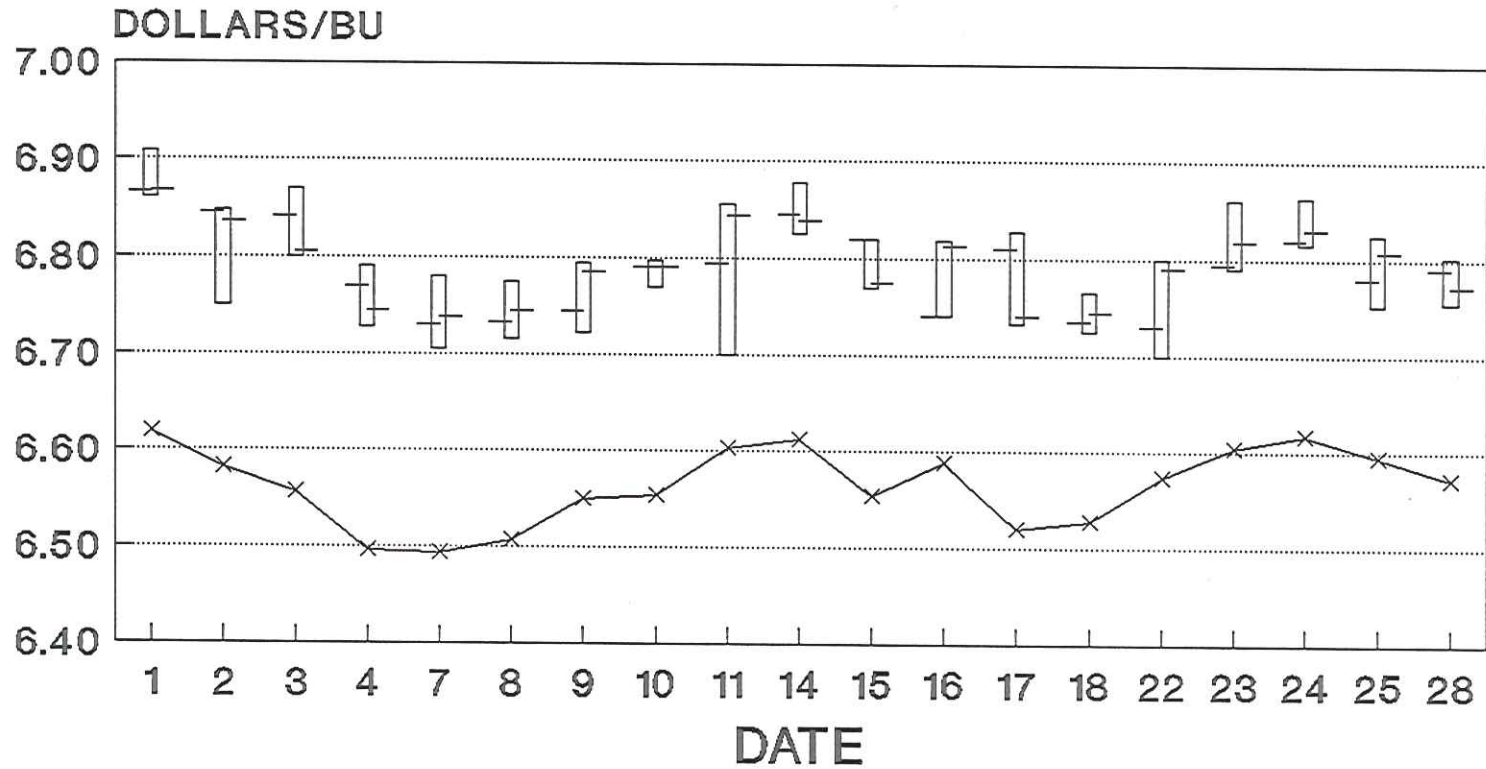
# FEBRUARY CORN CBOT 1994



MARCH CORN FUTURES

# FEBRUARY SOYBEANS

## CBOT 1994



High   
  Low   
  Close   
  Open   
 —x— STATE AVERAGE

MARCH SOYBEAN FUTURES

## State Average Bean Prices for March 1994

<b>DATE</b>	<b>NW-I</b>	<b>NC-II</b>	<b>NE-III</b>	<b>SW-IV</b>	<b>SC-V</b>	<b>SE-VI</b>	<b>State Average</b>
<b>1</b>	6.5478	6.5700	6.6186	6.5700	6.5960	6.7100	6.5882
<b>2</b>	6.5214	6.5420	6.5938	6.5513	6.5800	6.6814	6.5633
<b>3</b>	6.4213	6.4422	6.5167	6.4513	6.5043	6.5857	6.4685
<b>4</b>	6.4289	6.4480	6.5050	6.4463	6.4986	6.5943	6.4706
<b>5</b>							
<b>6</b>							
<b>7</b>	6.4314	6.4500	6.5157	6.4600	6.5043	6.5929	6.4752
<b>8</b>	6.3950	6.4250	6.4943	6.4325	6.4757	6.5650	6.4472
<b>9</b>	6.4744	6.5040	6.5711	6.5188	6.5571	6.6400	6.5268
<b>10</b>	6.4589	6.4950	6.5567	6.5063	6.5457	6.6271	6.5148
<b>11</b>	6.4722	6.5089	6.5713	6.5213	6.5629	6.6400	6.5290
<b>12</b>							
<b>13</b>							
<b>14</b>	6.6200	6.6578	6.7189	6.6800	6.6950	6.7800	6.6762
<b>15</b>	6.6133	6.6540	6.7111	6.6675	6.7029	6.7700	6.6707
<b>16</b>	6.6678	6.7030	6.7757	6.7213	6.7557	6.8243	6.7240
<b>17</b>	6.6378	6.6689	6.7289	6.6975	6.7143	6.7900	6.6902
<b>18</b>	6.6400	6.6633	6.7278	6.6975	6.7143	6.7957	6.6893
<b>19</b>							
<b>20</b>							
<b>21</b>	6.6144	6.6400	6.7100	6.6657	6.6850	6.7671	6.6637
<b>22</b>	6.5856	6.6130	6.6775	6.6375	6.6629	6.7460	6.6367
<b>23</b>	6.6622	6.6878	6.7600	6.7171	6.7314	6.8183	6.7125
<b>24</b>	6.6611	6.6820	6.7433	6.7063	6.7329	6.7971	6.7049
<b>25</b>	6.6189	6.6420	6.6933	6.6625	6.6817	6.7567	6.6617
<b>26</b>							
<b>27</b>							
<b>28</b>	6.6478	6.6690	6.7313	6.6925	6.7129	6.7900	6.6918
<b>29</b>	6.6256	6.6380	6.6988	6.6725	6.6857	6.7557	6.6640
<b>30</b>	6.6311	6.6430	6.7033	6.6763	6.6957	6.7643	6.6698
<b>31</b>	6.5367	6.5570	6.6200	6.5763	6.6129	6.6629	6.5790
	6.5615	6.5871	6.6497	6.6056	6.6351	6.7154	6.6095

**DAILY SOYBEAN RANGES FOR MARCH 1994**

	NW-1		NC-2		NE-3		SW-4		SC-5		SE-6		
	LOW	HIGH	LOW	HIGH	LOW	HIGH	LOW	HIGH	LOW	HIGH	LOW	HIGH	
1	6.51	6.61	6.52	6.64	6.54	6.69	6.54	6.61	6.56	6.64	6.65	6.79	
2	6.49	6.57	6.48	6.60	6.50	6.66	6.50	6.62	6.53	6.62	6.61	6.75	
3	6.38	6.50	6.38	6.48	6.40	6.57	6.41	6.49	6.45	6.61	6.53	6.66	
4	6.39	6.50	6.39	6.51	6.41	6.57	6.40	6.49	6.45	6.60	6.53	6.67	
5													
6													
7	6.38	6.51	6.39	6.51	6.42	6.60	6.41	6.50	6.45	6.60	6.53	6.68	
8	6.35	6.48	6.36	6.48	6.39	6.55	6.38	6.48	6.42	6.57	6.50	6.64	
9	6.43	6.56	6.45	6.55	6.47	6.67	6.48	6.56	6.52	6.64	6.56	6.72	
10	6.41	6.54	6.44	6.53	6.45	6.62	6.48	6.54	6.51	6.63	6.56	6.68	
11	6.42	6.56	6.45	6.55	6.47	6.63	6.50	6.56	6.54	6.64	6.57	6.70	
12													
13													
14	6.57	6.71	6.60	6.70	6.61	6.79	6.65	6.73	6.67	6.73	6.70	6.85	
15	6.57	6.71	6.60	6.71	6.59	6.82	6.64	6.71	6.66	6.78	6.70	6.83	
16	6.63	6.76	6.65	6.74	6.67	6.87	6.69	6.77	6.72	6.84	6.75	6.90	
17	6.61	6.72	6.62	6.72	6.65	6.84	6.67	6.74	6.67	6.81	6.73	6.88	
18	6.61	6.72	6.62	6.70	6.64	6.84	6.66	6.74	6.67	6.81	6.73	6.91	
19													
20													
21	6.58	6.69	6.60	6.67	6.63	6.81	6.64	6.69	6.64	6.79	6.71	6.84	
22	6.55	6.67	6.57	6.65	6.60	6.72	6.60	6.68	6.61	6.76	6.68	6.83	
23	6.63	6.75	6.64	6.72	6.67	6.85	6.67	6.76	6.68	6.83	6.75	6.90	
24	6.62	6.77	6.63	6.71	6.62	6.82	6.66	6.75	6.69	6.81	6.74	6.88	
25	6.58	6.71	6.59	6.67	6.59	6.80	6.62	6.71	6.63	6.77	6.72	6.82	
26													
27													
28	6.61	6.73	6.60	6.70	6.65	6.81	6.65	6.74	6.66	6.80	6.74	6.86	
29	6.59	6.70	6.58	6.68	6.61	6.80	6.63	6.71	6.64	6.78	6.71	6.82	
30	6.59	6.70	6.58	6.69	6.62	6.81	6.64	6.72	6.64	6.78	6.71	6.84	
31	6.47	6.57	6.50	6.60	6.55	6.74	6.52	6.62	6.57	6.71	6.59	6.75	
	6.5610		6.5870		6.6500		6.6060		6.6350		6.7150		
							STATE AVERAGE					6.6090	

Prepared by Iowa Department of Agriculture and Land Stewardship  
Agricultural Marketing Division, Des Moines, Iowa

## State Average Corn Prices for March 1994

<b>DATE</b>	<b>NW - I</b>	<b>NC-II</b>	<b>NE - III</b>	<b>SW - IV</b>	<b>SC - V</b>	<b>SE - VI</b>	<b>State Average</b>
<b>1</b>	2.6433	2.6880	2.7086	2.6863	2.7480	2.7850	2.6994
<b>2</b>	2.6300	2.6660	2.7038	2.6650	2.7150	2.7743	2.6825
<b>3</b>	2.5725	2.6222	2.6622	2.6275	2.6743	2.7243	2.6368
<b>4</b>	2.5778	2.6220	2.6638	2.6275	2.6771	2.7257	2.6384
<b>5</b>							
<b>6</b>							
<b>7</b>	2.6086	2.6450	2.6914	2.6500	2.6971	2.7486	2.6634
<b>8</b>	2.5525	2.6000	2.6457	2.6000	2.6600	2.7083	2.6167
<b>9</b>	2.5689	2.6180	2.6489	2.6225	2.6743	2.7286	2.6324
<b>10</b>	2.5533	2.6030	2.6300	2.6025	2.6629	2.7171	2.6167
<b>11</b>	2.5567	2.6033	2.6438	2.6050	2.6657	2.7117	2.6197
<b>12</b>							
<b>13</b>							
<b>14</b>	2.6067	2.6544	2.6911	2.6414	2.7133	2.7620	2.6675
<b>15</b>	2.5756	2.6280	2.6611	2.6200	2.6871	2.7329	2.6399
<b>16</b>	2.5981	2.6480	2.6929	2.6450	2.7071	2.7543	2.6633
<b>17</b>	2.6000	2.6456	2.6811	2.6450	2.7071	2.7571	2.6613
<b>18</b>	2.6133	2.6544	2.6900	2.6663	2.7129	2.7500	2.6706
<b>19</b>							
<b>20</b>							
<b>21</b>	2.6044	2.6467	2.6867	2.6471	2.7133	2.7443	2.6628
<b>22</b>	2.5744	2.6240	2.6613	2.6250	2.6829	2.7240	2.6379
<b>23</b>	2.5856	2.6311	2.6788	2.6386	2.6957	2.7367	2.6496
<b>24</b>	2.5978	2.6460	2.7089	2.6488	2.7071	2.7571	2.6663
<b>25</b>	2.5811	2.6320	2.6767	2.6250	2.6900	2.7300	2.6454
<b>26</b>							
<b>27</b>							
<b>28</b>	2.6122	2.6630	2.7050	2.6575	2.7257	2.7671	2.6774
<b>29</b>	2.6022	2.6540	2.6975	2.6425	2.7100	2.7471	2.6656
<b>30</b>	2.5900	2.6460	2.6878	2.6400	2.6986	2.7343	2.6564
<b>31</b>	2.5033	2.5570	2.6033	2.5613	2.6100	2.6457	2.5702
	2.5873	2.6347	2.6748	2.6343	2.6928	2.7377	2.6496

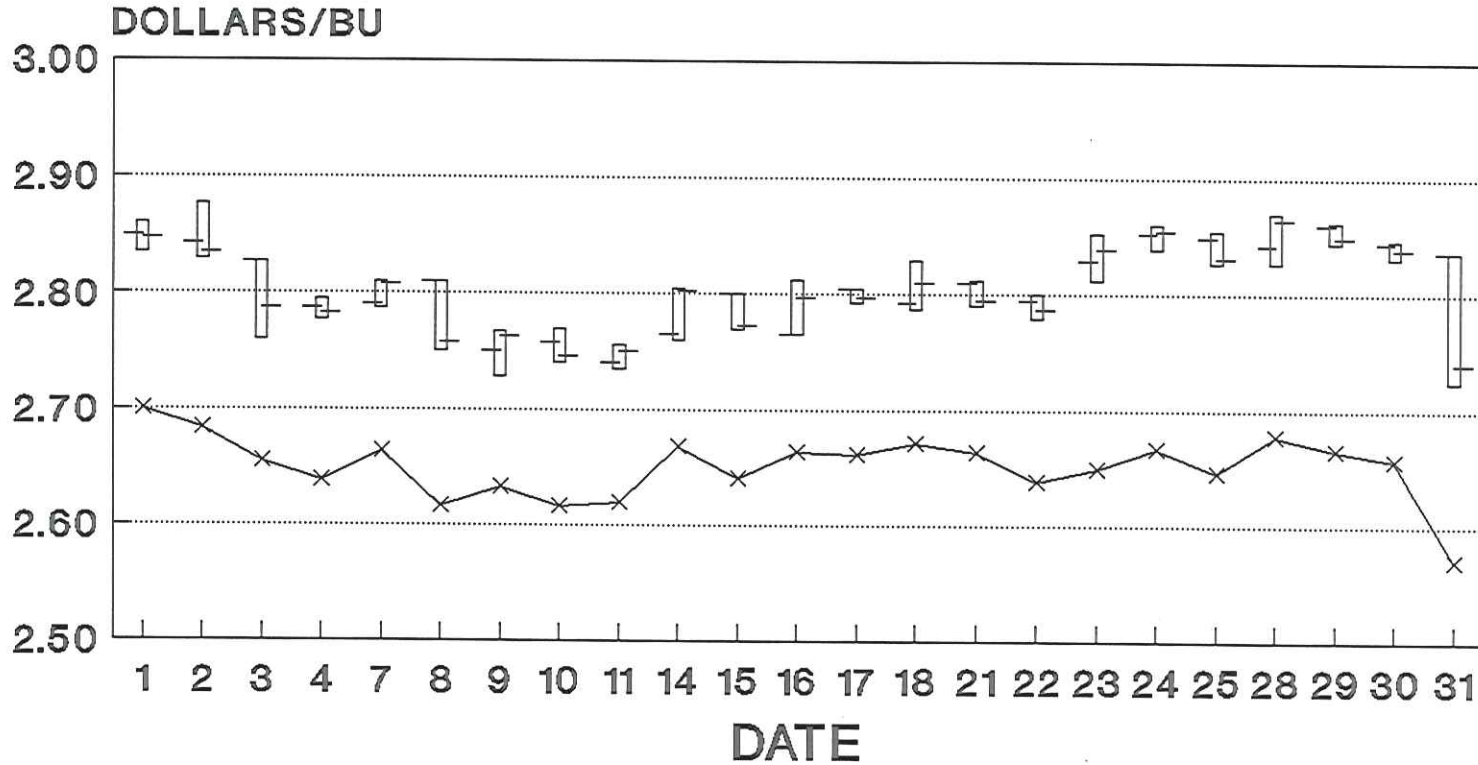
### DAILY CORN RANGES FOR MARCH 1994

	NW-1		NC-2		NE-3		SW-4		SC-5		SE-6	
	LOW	HIGH	LOW	HIGH	LOW	HIGH	LOW	HIGH	LOW	HIGH	LOW	HIGH
1	2.60	2.68	2.64	2.75	2.65	2.76	2.65	2.73	2.71	2.81	2.75	2.84
2	2.60	2.67	2.63	2.73	2.63	2.79	2.62	2.71	2.67	2.78	2.72	2.81
3	2.52	2.61	2.59	2.68	2.58	2.77	2.57	2.68	2.62	2.73	2.69	2.76
4	2.52	2.62	2.59	2.68	2.58	2.77	2.57	2.68	2.62	2.73	2.68	2.78
5												
6												
7	2.57	2.63	2.61	2.70	2.60	2.79	2.59	2.70	2.65	2.75	2.71	2.80
8	2.50	2.59	2.56	2.66	2.55	2.74	2.56	2.67	2.60	2.73	2.67	2.75
9	2.53	2.61	2.57	2.67	2.57	2.75	2.57	2.68	2.62	2.74	2.68	2.76
10	2.51	2.59	2.56	2.65	2.54	2.73	2.55	2.66	2.61	2.72	2.66	2.76
11	2.51	2.59	2.55	2.65	2.55	2.75	2.55	2.66	2.62	2.74	2.67	2.75
12												
13												
14	2.56	2.64	2.60	2.70	2.58	2.80	2.60	2.68	2.67	2.79	2.73	2.79
15	2.52	2.61	2.57	2.67	2.55	2.77	2.57	2.69	2.64	2.76	2.70	2.77
16	2.54	2.63	2.59	2.69	2.60	2.79	2.59	2.71	2.66	2.78	2.72	2.79
17	2.55	2.63	2.59	2.69	2.59	2.79	2.60	2.71	2.66	2.78	2.72	2.79
18	2.56	2.66	2.60	2.70	2.60	2.79	2.61	2.73	2.67	2.79	2.71	2.79
19												
20												
21	2.56	2.65	2.59	2.69	2.60	2.78	2.60	2.72	2.66	2.78	2.71	2.78
22	2.53	2.62	2.56	2.68	2.59	2.70	2.57	2.69	2.63	2.75	2.69	2.76
23	2.54	2.63	2.58	2.69	2.59	2.77	2.58	2.70	2.64	2.76	2.70	2.78
24	2.55	2.65	2.60	2.70	2.61	2.80	2.59	2.71	2.66	2.77	2.73	2.79
25	2.53	2.63	2.58	2.68	2.58	2.77	2.57	2.68	2.63	2.76	2.70	2.77
26												
27												
28	2.56	2.65	2.61	2.71	2.60	2.81	2.60	2.72	2.68	2.79	2.73	2.79
29	2.56	2.64	2.61	2.70	2.59	2.79	2.59	2.70	2.66	2.78	2.69	2.78
30	2.53	2.63	2.60	2.69	2.58	2.78	2.58	2.70	2.65	2.75	2.68	2.77
31	2.44	2.56	2.51	2.60	2.49	2.70	2.49	2.61	2.57	2.66	2.59	2.67
	2.587		2.635		2.675		2.634		2.693		2.738	
							STATE AVERAGE				2.650	

Prepared by Iowa Department of Agriculture and Land Stewardship  
Agricultural Marketing Division, Des Moines, Iowa



# MARCH CORN CBOT 1994

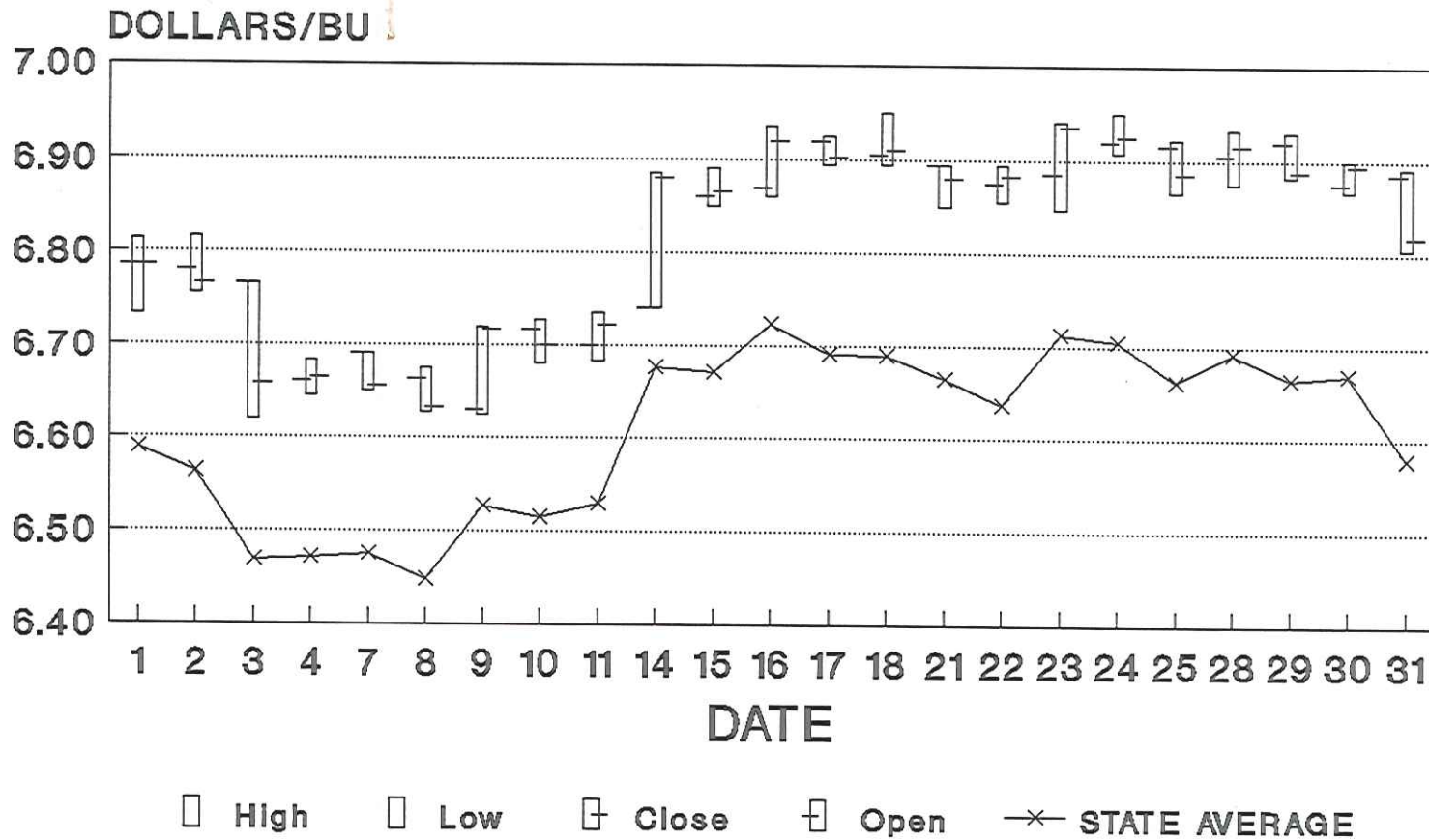


□ High    □ Low    □ Close    □ Open    \* STATE AVERAGE

CHANGED TO MAY FUTURES 3/23/94

# MARCH SOYBEANS

## CBOT 1994



CHANGED TO MAY FUTURES 3/23/94

## State Average Bean Prices for April 1994

DATE	NW-I	NC-II	NE-III	SW-IV	SC-V	SE-VI	State Average
<b>1</b>	GOOD FRIDAY HOLIDAY - CBOT CLOSED						
<b>2</b>							
<b>3</b>							
<b>4</b>	6.2488	6.2756	6.3314	6.3175	6.3271	6.3929	6.2994
<b>5</b>	6.2744	6.2890	6.3589	6.3213	6.3400	6.4143	6.3163
<b>6</b>	6.3189	6.3300	6.4044	6.3625	6.3857	6.4529	6.3587
<b>7</b>	6.2889	6.3075	6.3813	6.3243	6.3517	6.4260	6.3308
<b>8</b>	6.3167	6.3340	6.4000	6.3588	6.3871	6.4529	6.3588
<b>9</b>							
<b>10</b>							
<b>11</b>	6.2813	6.3022	6.3556	6.3188	6.3540	6.4217	6.3238
<b>12</b>	6.3138	6.3533	6.4044	6.3538	6.3943	6.4629	6.3663
<b>13</b>	6.3300	6.3440	6.4156	6.3675	6.4000	6.4733	6.3713
<b>14</b>	6.2611	6.2700	6.3425	6.3075	6.3329	6.3986	6.3011
<b>15</b>	6.2600	6.2690	6.3413	6.3100	6.3286	6.3967	6.3001
<b>16</b>							
<b>17</b>							
<b>18</b>	6.3063	6.3211	6.3913	6.3525	6.3657	6.4386	6.3468
<b>19</b>	6.3400	6.3520	6.4333	6.3850	6.4050	6.4771	6.3813
<b>20</b>	6.3938	6.4100	6.4978	6.4413	6.4683	6.5457	6.4405
<b>21</b>	6.3933	6.4130	6.4986	6.4413	6.4686	6.5414	6.4411
<b>22</b>	6.3267	6.3460	6.4350	6.3686	6.4050	6.4657	6.3731
<b>23</b>							
<b>24</b>							
<b>25</b>	6.4200	6.4438	6.5389	6.4743	6.5157	6.5929	6.4761
<b>26</b>	6.4356	6.4550	6.5478	6.4814	6.5260	6.5786	6.4846
<b>27 *</b>							
<b>28</b>	6.4800	6.4989	6.5811	6.5333	6.5560	6.6260	6.5277
<b>29</b>	6.5233	6.5400	6.6189	6.5663	6.6029	6.6583	6.5674
<b>30</b>							
	6.3428	6.3608	6.4357	6.3887	6.4166	6.4851	6.3876

\*CBOT Closed - funeral day of Richard M. Nixon

Prepared by Iowa Department of Agriculture and Land Stewardship  
Agricultural Marketing Division, Des Moines, Iowa

**DAILY SOYBEAN RANGES FOR APRIL 1994**

	NW-1		NC-2		NE-3		SW-4		SC-5		SE-6	
	LOW	HIGH	LOW	HIGH	LOW	HIGH	LOW	HIGH	LOW	HIGH	LOW	HIGH
1	GOOD FRIDAY HOLIDAY - CBOT CLOSED											
2												
3												
4	6.22	6.28	6.21	6.30	6.26	6.44	6.26	6.36	6.27	6.41	6.35	6.45
5	6.23	6.35	6.22	6.32	6.27	6.45	6.29	6.36	6.29	6.43	6.36	6.51
6	6.27	6.40	6.26	6.37	6.32	6.49	6.34	6.40	6.33	6.47	6.40	6.52
7	6.24	6.37	6.23	6.34	6.28	6.46	6.30	6.35	6.30	6.44	6.40	6.50
8	6.27	6.40	6.25	6.38	6.31	6.48	6.32	6.40	6.33	6.47	6.39	6.53
9												
10												
11	6.23	6.36	6.21	6.33	6.27	6.46	6.28	6.36	6.30	6.43	6.36	6.50
12	6.26	6.41	6.30	6.38	6.31	6.50	6.32	6.41	6.32	6.47	6.40	6.55
13	6.27	6.45	6.27	6.45	6.33	6.51	6.34	6.40	6.36	6.46	6.41	6.55
14	6.20	6.37	6.21	6.31	6.24	6.44	6.27	6.35	6.29	6.41	6.34	6.50
15	6.20	6.35	6.21	6.31	6.25	6.43	6.27	6.37	6.28	6.40	6.34	6.47
16												
17												
18	6.24	6.39	6.24	6.36	6.30	6.49	6.31	6.40	6.32	6.43	6.37	6.51
19	6.28	6.43	6.28	6.39	6.33	6.53	6.35	6.43	6.35	6.46	6.39	6.55
20	6.34	6.48	6.33	6.47	6.41	6.59	6.40	6.49	6.41	6.54	6.47	6.61
21	6.34	6.48	6.36	6.45	6.40	6.59	6.41	6.49	6.41	6.54	6.47	6.63
22	6.27	6.41	6.28	6.38	6.34	6.52	6.34	6.43	6.35	6.48	6.34	6.56
23												
24												
25	6.35	6.51	6.34	6.50	6.46	6.64	6.44	6.53	6.48	6.59	6.52	6.66
26	6.39	6.52	6.38	6.51	6.46	6.64	6.46	6.53	6.48	6.59	6.52	6.63
27 *												
28	6.43	6.57	6.44	6.54	6.50	6.68	6.50	6.57	6.50	6.63	6.56	6.70
29	6.49	6.60	6.48	6.58	6.52	6.70	6.54	6.62	6.56	6.67	6.60	6.70
30												
	6.3430		6.3610		6.4360		6.3890		6.4170		6.4850	
									STATE AVERAGE		6.3880	

\*CBOT Closed - funeral day of Richard M. Nixon  
 Prepared by Iowa Department of Agriculture and Land Stewardship  
 Agricultural Marketing Division, Des Moines, Iowa

## State Average Corn Prices for April 1994

DATE	NW - I	NC-II	NE - III	SW - IV	SC - V	SE - VI	State Average
<b>1</b>	GOOD FRIDAY HOLIDAY - CBOT CLOSED						
<b>2</b>							
<b>3</b>							
<b>4</b>	2.4756	2.5278	2.5686	2.5300	2.5829	2.6329	2.5421
<b>5</b>	2.5256	2.5720	2.6267	2.5813	2.6286	2.6800	2.5914
<b>6</b>	2.5389	2.5878	2.6422	2.5825	2.6457	2.6929	2.6043
<b>7</b>	2.5089	2.5625	2.6163	2.5457	2.6267	2.6760	2.5780
<b>8</b>	2.4967	2.5520	2.5922	2.5463	2.6100	2.6657	2.5658
<b>9</b>							
<b>10</b>							
<b>11</b>	2.4513	2.4967	2.5344	2.4938	2.5620	2.6000	2.5119
<b>12</b>	2.4613	2.5133	2.5500	2.5125	2.5657	2.6157	2.5260
<b>13</b>	2.4689	2.5150	2.5578	2.5150	2.5671	2.6317	2.5317
<b>14</b>	2.4167	2.4680	2.5100	2.4638	2.5200	2.5843	2.4829
<b>15</b>	2.4244	2.4660	2.5088	2.4663	2.5271	2.5750	2.4836
<b>16</b>							
<b>17</b>							
<b>18</b>	2.4075	2.4389	2.4775	2.4375	2.4986	2.5457	2.4572
<b>19</b>	2.3789	2.4230	2.4644	2.4225	2.4800	2.5314	2.4393
<b>20</b>	2.3925	2.4330	2.4767	2.4338	2.4950	2.5429	2.4512
<b>21</b>	2.4022	2.4430	2.4943	2.4475	2.5029	2.5529	2.4628
<b>22</b>	2.3767	2.4190	2.4650	2.4129	2.4817	2.5257	2.4359
<b>23</b>							
<b>24</b>							
<b>25</b>	2.3756	2.4213	2.4544	2.4157	2.4814	2.5371	2.4363
<b>26</b>	2.4000	2.4460	2.4833	2.4443	2.5200	2.5643	2.4638
<b>27 *</b>							
<b>28</b>	2.4311	2.4822	2.5244	2.4767	2.5500	2.5880	2.4972
<b>29</b>	2.4778	2.5133	2.5756	2.5325	2.5871	2.6317	2.5403
<b>30</b>							
	2.4426	2.4885	2.5328	2.4874	2.5491	2.5986	2.5054

\*CBOT Closed - funeral day of Richard M. Nixon

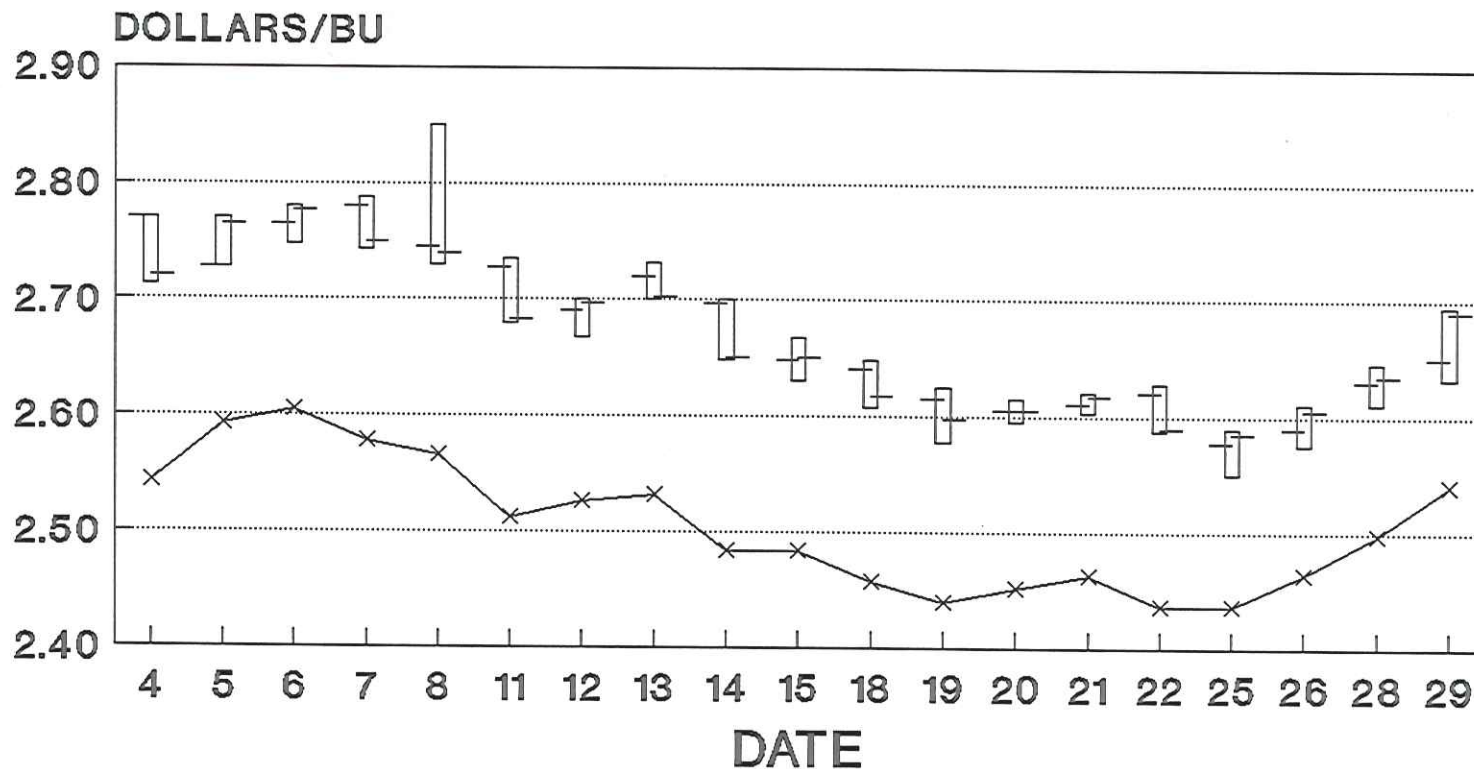
Prepared by Iowa Department of Agriculture and Land Stewardship

**DAILY CORN RANGES FOR APRIL 1994**

	NW-1		NC-2		NE-3		SW-4		SC-5		SE-6	
	LOW	HIGH	LOW	HIGH	LOW	HIGH	LOW	HIGH	LOW	HIGH	LOW	HIGH
1	GOOD FRIDAY HOLIDAY - CBOT CLOSED											
2												
3												
4	2.42	2.53	2.50	2.58	2.47	2.67	2.46	2.58	2.54	2.65	2.60	2.70
5	2.47	2.57	2.54	2.62	2.52	2.72	2.51	2.63	2.59	2.69	2.65	2.73
6	2.49	2.58	2.55	2.63	2.54	2.73	2.53	2.64	2.60	2.71	2.66	2.75
7	2.46	2.55	2.52	2.61	2.51	2.69	2.50	2.61	2.58	2.68	2.64	2.71
8	2.44	2.53	2.51	2.60	2.50	2.68	2.49	2.60	2.56	2.67	2.61	2.72
9												
10												
11	2.42	2.47	2.45	2.54	2.45	2.63	2.44	2.54	2.51	2.61	2.56	2.63
12	2.40	2.49	2.47	2.55	2.46	2.65	2.46	2.56	2.52	2.63	2.57	2.65
13	2.40	2.51	2.40	2.51	2.47	2.65	2.46	2.56	2.52	2.63	2.59	2.66
14	2.35	2.44	2.42	2.52	2.42	2.61	2.40	2.51	2.47	2.58	2.54	2.62
15	2.35	2.46	2.42	2.51	2.42	2.61	2.41	2.51	2.47	2.58	2.54	2.61
16												
17												
18	2.38	2.43	2.39	2.48	2.38	2.58	2.38	2.49	2.44	2.55	2.51	2.58
19	2.32	2.41	2.37	2.46	2.37	2.56	2.37	2.47	2.42	2.53	2.50	2.55
20	2.35	2.43	2.38	2.47	2.38	2.57	2.38	2.48	2.43	2.55	2.51	2.57
21	2.36	2.43	2.39	2.48	2.39	2.58	2.39	2.49	2.44	2.57	2.52	2.58
22	2.33	2.40	2.37	2.46	2.36	2.55	2.37	2.46	2.41	2.54	2.49	2.55
23												
24												
25	2.33	2.40	2.38	2.47	2.36	2.56	2.37	2.45	2.41	2.58	2.50	2.57
26	2.35	2.43	2.42	2.49	2.38	2.58	2.40	2.49	2.44	2.64	2.54	2.60
27 *												
28	2.39	2.46	2.46	2.52	2.42	2.63	2.44	2.52	2.49	2.64	2.56	2.63
29	2.45	2.50	2.49	2.57	2.46	2.67	2.50	2.56	2.53	2.68	2.60	2.67
30												
	2.4430		2.4880		2.5330		2.4870		2.5490		2.5990	
									STATE AVERAGE		2.5050	

\*CBOT Closed - funeral day of Richard M. Nixon  
 Prepared by Iowa Department of Agriculture and Land Stewardship  
 Agricultural Marketing Division, Des Moines, Iowa

# APRIL CORN CBOT 1994

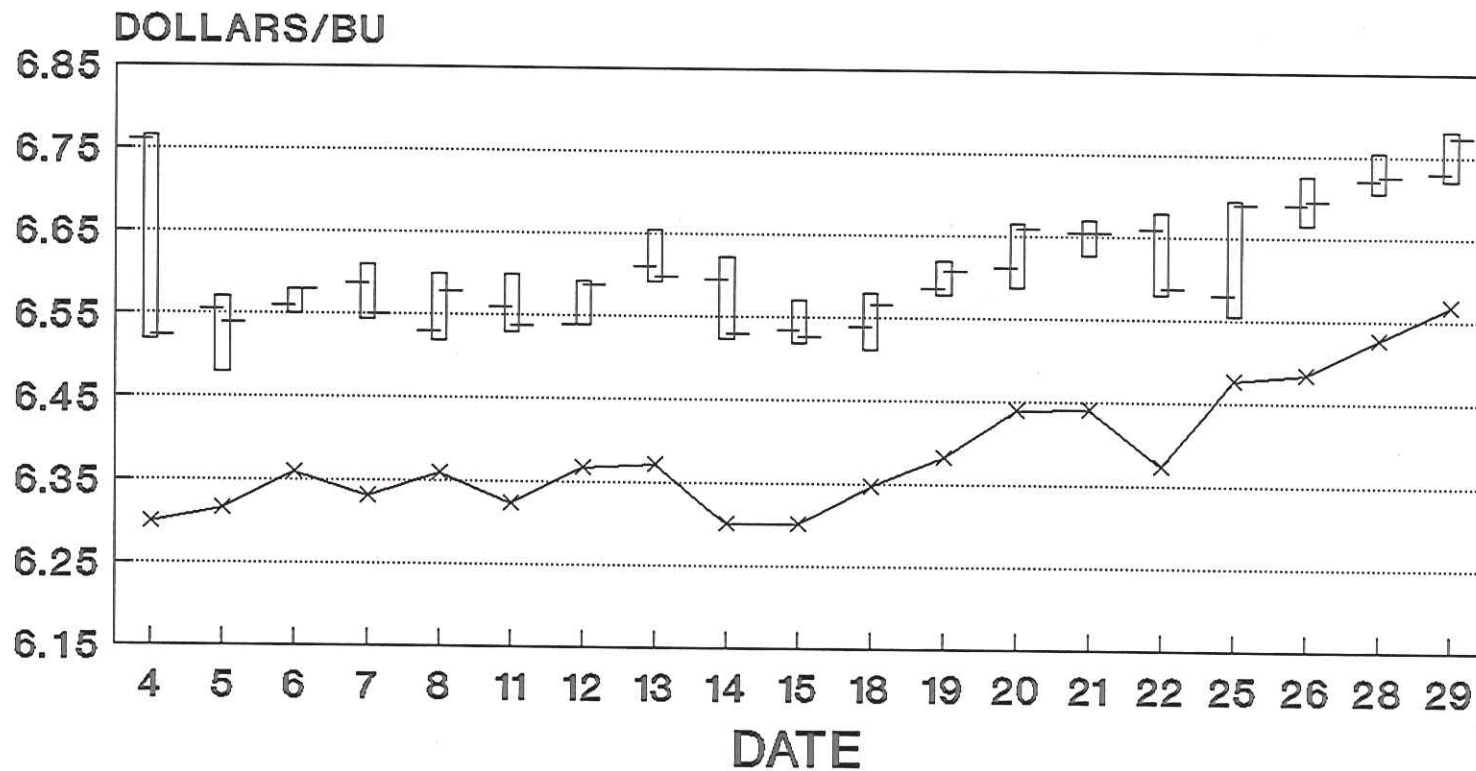


High   
  Low   
  Close   
  Open   
  \* STATE AVERAGE

MAY FUTURES

# APRIL SOYBEANS

## CBOT 1994



High
  Low
  Close
  Open
  STATE AVERAGE

MAY FUTURES



## State Average Bean Prices for May 1994

DATE	NW-I	NC-II	NE-III	SW-IV	SC-V	SE-VI	State Average
<b>1</b>							
<b>2</b>	6.4578	6.4820	6.5400	6.4938	6.5200	6.6000	6.5011
<b>3</b>	6.3989	6.4150	6.4778	6.4250	6.4517	6.5286	6.4355
<b>4</b>	6.4633	6.4760	6.5475	6.4938	6.5257	6.5986	6.5014
<b>5</b>	6.3389	6.3510	6.4089	6.3886	6.4000	6.4657	6.3770
<b>6</b>	6.4578	6.4670	6.5189	6.4913	6.5100	6.5583	6.4880
<b>7</b>							
<b>8</b>							
<b>9</b>	6.4075	6.4180	6.4667	6.4350	6.4629	6.5186	6.4386
<b>10</b>	6.4100	6.4244	6.4800	6.4413	6.4671	6.5343	6.4457
<b>11</b>	6.4533	6.4670	6.5338	6.4825	6.5050	6.5786	6.4890
<b>12</b>	6.4813	6.4850	6.5522	6.5013	6.5183	6.6029	6.5095
<b>13</b>	6.4489	6.4600	6.5222	6.4738	6.5020	6.5757	6.4827
<b>14</b>							
<b>15</b>							
<b>16</b>	6.5625	6.5900	6.6500	6.6038	6.6271	6.6700	6.6047
<b>17</b>	6.5833	6.6120	6.6800	6.6257	6.6529	6.7214	6.6308
<b>18</b>	6.7829	6.8050	6.8600	6.8288	6.8429	6.9071	6.8242
<b>19</b>	6.6971	6.7067	6.7763	6.7475	6.7543	6.8167	6.7342
<b>20</b>	6.7722	6.7920	6.8556	6.8300	6.8400	6.9100	6.8173
<b>21</b>							
<b>22</b>							
<b>23</b>	7.0038	7.0378	7.1133	7.0814	7.0717	7.1629	7.0614
<b>24</b>	6.6363	6.6720	6.7589	6.7183	6.7186	6.8071	6.6992
<b>25</b>	6.4413	6.4760	6.5675	6.5125	6.5300	6.6157	6.5037
<b>26</b>	6.4211	6.4522	6.5443	6.4888	6.5029	6.5967	6.4810
<b>27</b>	6.4422	6.4820	6.5633	6.5100	6.5229	6.6000	6.5028
<b>28</b>							
<b>29</b>							
<b>30</b>	MEMORIAL DAY HOLIDAY						
<b>31</b>	6.7050	6.7290	6.8113	6.7838	6.7814	6.8533	6.7588
	6.5412	6.5619	6.6299	6.5884	6.6051	6.6772	6.5851

## DAILY SOYBEAN RANGES FOR MAY 1994

	NW-1		NC-2		NE-3		SW-4		SC-5		SE-6	
	LOW	HIGH	LOW	HIGH	LOW	HIGH	LOW	HIGH	LOW	HIGH	LOW	HIGH
<b>1</b>												
<b>2</b>	6.43	6.53	6.41	6.54	6.44	6.63	6.47	6.53	6.49	6.53	6.53	6.65
<b>3</b>	6.37	6.46	6.34	6.47	6.38	6.56	6.40	6.46	6.43	6.46	6.46	6.59
<b>4</b>	6.42	6.53	6.41	6.51	6.44	6.63	6.47	6.54	6.49	6.61	6.53	6.66
<b>5</b>	6.29	6.40	6.30	6.38	6.31	6.50	6.36	6.42	6.37	6.48	6.41	6.54
<b>6</b>	6.42	6.51	6.42	6.51	6.43	6.62	6.45	6.52	6.47	6.59	6.50	6.62
<b>7</b>												
<b>8</b>												
<b>9</b>	6.38	6.46	6.36	6.46	6.38	6.57	6.40	6.47	6.42	6.54	6.45	6.60
<b>10</b>	6.38	6.46	6.37	6.47	6.40	6.58	6.40	6.48	6.43	6.54	6.47	6.61
<b>11</b>	6.42	6.50	6.41	6.50	6.44	6.63	6.44	6.52	6.47	6.58	6.51	6.66
<b>12</b>	6.45	6.54	6.42	6.54	6.47	6.65	6.47	6.53	6.48	6.59	6.53	6.68
<b>13</b>	6.42	6.52	6.42	6.52	6.44	6.62	6.45	6.50	6.47	6.57	6.50	6.65
<b>14</b>												
<b>15</b>												
<b>16</b>	6.51	6.65	6.53	6.64	6.56	6.74	6.58	6.63	6.60	6.70	6.58	6.73
<b>17</b>	6.53	6.67	6.55	6.66	6.58	6.77	6.60	6.65	6.62	6.72	6.64	6.80
<b>18</b>	6.69	6.88	6.74	6.86	6.78	6.97	6.80	6.86	6.80	6.92	6.83	7.00
<b>19</b>	6.61	6.78	6.64	6.75	6.69	6.88	6.72	6.78	6.72	6.83	6.75	6.90
<b>20</b>	6.68	6.86	6.74	6.83	6.78	6.96	6.80	6.87	6.80	6.92	6.83	7.00
<b>21</b>												
<b>22</b>												
<b>23</b>	6.88	7.11	6.92	7.10	7.09	7.18	7.05	7.15	7.04	7.10	7.09	7.27
<b>24</b>	6.51	6.72	6.58	6.73	6.68	6.86	6.69	6.75	6.66	6.82	6.73	6.89
<b>25</b>	6.32	6.56	6.39	6.52	6.49	6.67	6.48	6.55	6.47	6.62	6.53	6.70
<b>26</b>	6.32	6.53	6.39	6.50	6.47	6.64	6.46	6.51	6.45	6.59	6.53	6.69
<b>27</b>	6.33	6.55	6.41	6.52	6.47	6.66	6.48	6.53	6.47	6.61	6.55	6.66
<b>28</b>												
<b>29</b>												
<b>30</b>	MEMORIAL DAY HOLIDAY											
<b>31</b>	6.61	6.82	6.67	6.78	6.71	6.91	6.75	6.82	6.73	6.87	6.80	6.95
	6.5410		6.5620		6.6300		6.5880		6.6050		6.6770	
									STATE AVERAGE		6.5850	

Prepared by Iowa Department of Agriculture and Land Stewardship  
Agricultural Marketing Division, Des Moines, Iowa

## State Average Corn Prices for May 1994

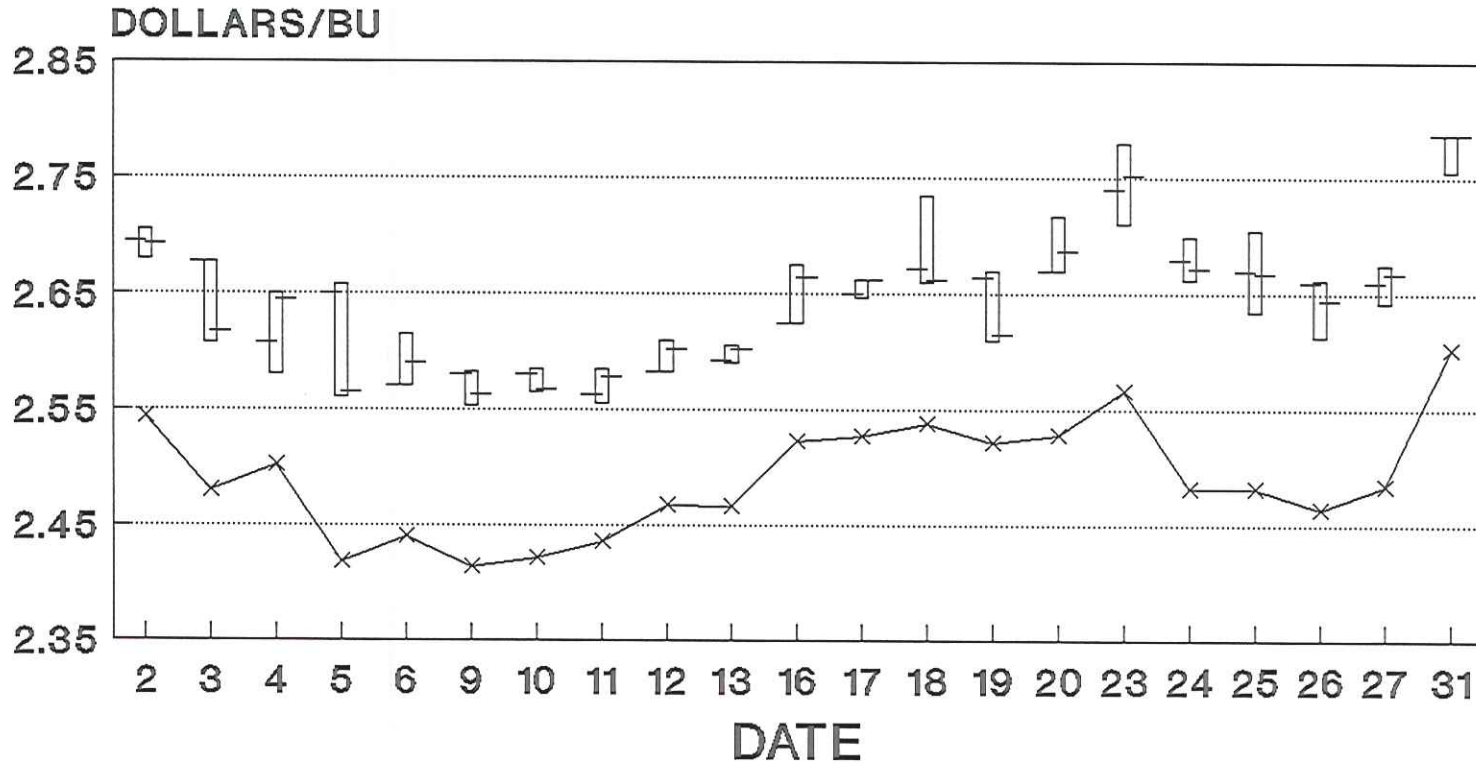
DATE	NW - I	NC-II	NE - III	SW - IV	SC - V	SE - VI	State Average
<b>1</b>							
<b>2</b>	2.4789	2.5220	2.5711	2.5400	2.5867	2.6300	2.5430
<b>3</b>	2.4200	2.4570	2.5100	2.4700	2.5200	2.5671	2.4793
<b>4</b>	2.4433	2.4770	2.5275	2.4900	2.5617	2.5871	2.5015
<b>5</b>	2.3600	2.3890	2.4422	2.4229	2.4643	2.5057	2.4178
<b>6</b>	2.3833	2.4110	2.4667	2.4425	2.4929	2.5200	2.4398
<b>7</b>							
<b>8</b>							
<b>9</b>	2.3588	2.3830	2.4333	2.4175	2.4757	2.4971	2.4136
<b>10</b>	2.3600	2.3900	2.4422	2.4313	2.4829	2.5114	2.4216
<b>11</b>	2.3756	2.4090	2.4500	2.4463	2.5000	2.5200	2.4360
<b>12</b>	2.4138	2.4420	2.4800	2.4725	2.5317	2.5471	2.4678
<b>13</b>	2.4056	2.4410	2.4800	2.4750	2.5420	2.5414	2.4664
<b>14</b>							
<b>15</b>							
<b>16</b>	2.4663	2.4933	2.5363	2.5363	2.5800	2.6057	2.5225
<b>17</b>	2.4678	2.4990	2.5488	2.5357	2.5871	2.6029	2.5267
<b>18</b>	2.4914	2.5130	2.5378	2.5550	2.5943	2.6057	2.5372
<b>19</b>	2.4814	2.4944	2.5113	2.5426	2.5871	2.5867	2.5209
<b>20</b>	2.4800	2.5090	2.5144	2.5488	2.5929	2.5971	2.5278
<b>21</b>							
<b>22</b>							
<b>23</b>	2.5222	2.5478	2.5450	2.5900	2.6383	2.6243	2.5654
<b>24</b>	2.4422	2.4590	2.4456	2.5188	2.5457	2.5557	2.4811
<b>25</b>	2.4450	2.4550	2.4538	2.5200	2.5443	2.5471	2.4810
<b>26</b>	2.4200	2.4400	2.4414	2.5000	2.5200	2.5400	2.4638
<b>27</b>	2.4433	2.4590	2.4689	2.5225	2.5414	2.5400	2.4836
<b>28</b>							
<b>29</b>							
<b>30</b>	MEMORIAL DAY HOLIDAY						
<b>31</b>	2.5663	2.5680	2.5938	2.6375	2.6529	2.6700	2.6016
	2.4393	2.4647	2.4952	2.5055	2.5496	2.5668	2.4904

### DAILY CORN RANGES FOR MAY 1994

	NW-1		NC-2		NE-3		SW-4		SC-5		SE-6	
	LOW	HIGH	LOW	HIGH	LOW	HIGH	LOW	HIGH	LOW	HIGH	LOW	HIGH
<b>1</b>												
<b>2</b>	2.45	2.50	2.49	2.59	2.46	2.67	2.50	2.58	2.54	2.68	2.59	2.66
<b>3</b>	2.38	2.45	2.42	2.57	2.40	2.61	2.43	2.52	2.47	2.61	2.52	2.59
<b>4</b>	2.40	2.47	2.45	2.54	2.42	2.63	2.46	2.52	2.49	2.63	2.53	2.62
<b>5</b>	2.32	2.40	2.36	2.45	2.32	2.53	2.37	2.50	2.40	2.54	2.47	2.53
<b>6</b>	2.34	2.42	2.38	2.46	2.35	2.56	2.39	2.50	2.44	2.56	2.49	2.54
<b>7</b>												
<b>8</b>												
<b>9</b>	2.33	2.39	2.35	2.43	2.32	2.54	2.37	2.50	2.41	2.56	2.46	2.53
<b>10</b>	2.32	2.39	2.37	2.44	2.34	2.55	2.38	2.50	2.42	2.56	2.48	2.53
<b>11</b>	2.33	2.41	2.37	2.49	2.35	2.56	2.39	2.50	2.43	2.57	2.48	2.54
<b>12</b>	2.38	2.44	2.40	2.52	2.38	2.59	2.42	2.53	2.47	2.60	2.50	2.57
<b>13</b>	2.36	2.43	2.36	2.43	2.38	2.58	2.41	2.52	2.50	2.60	2.51	2.58
<b>14</b>												
<b>15</b>												
<b>16</b>	2.43	2.49	2.45	2.57	2.43	2.64	2.50	2.58	2.52	2.66	2.57	2.64
<b>17</b>	2.43	2.49	2.45	2.57	2.43	2.64	2.50	2.58	2.52	2.66	2.57	2.63
<b>18</b>	2.46	2.51	2.45	2.57	2.44	2.64	2.52	2.60	2.53	2.66	2.57	2.63
<b>19</b>	2.45	2.50	2.42	2.56	2.40	2.60	2.51	2.59	2.52	2.65	2.54	2.62
<b>20</b>	2.42	2.51	2.43	2.57	2.43	2.61	2.51	2.60	2.53	2.66	2.55	2.63
<b>21</b>												
<b>22</b>												
<b>23</b>	2.45	2.57	2.46	2.61	2.44	2.60	2.55	2.63	2.56	2.70	2.58	2.67
<b>24</b>	2.37	2.49	2.38	2.49	2.36	2.52	2.47	2.58	2.48	2.60	2.50	2.61
<b>25</b>	2.39	2.49	2.38	2.49	2.37	2.55	2.47	2.58	2.48	2.60	2.48	2.61
<b>26</b>	2.37	2.47	2.36	2.47	2.35	2.53	2.45	2.56	2.46	2.58	2.46	2.60
<b>27</b>	2.39	2.49	2.36	2.49	2.38	2.55	2.47	2.58	2.48	2.60	2.48	2.60
<b>28</b>												
<b>29</b>												
<b>30</b>	MEMORIAL DAY HOLIDAY											
<b>31</b>	2.51	2.61	2.50	2.60	2.50	2.68	2.59	2.70	2.58	2.72	2.60	2.72
	2.4390		2.4650		2.4950		2.5050		2.5500		2.5670	
									STATE AVERAGE		2.4900	

Prepared by Iowa Department of Agriculture and Land Stewardship  
Agricultural Marketing Division, Des Moines, Iowa

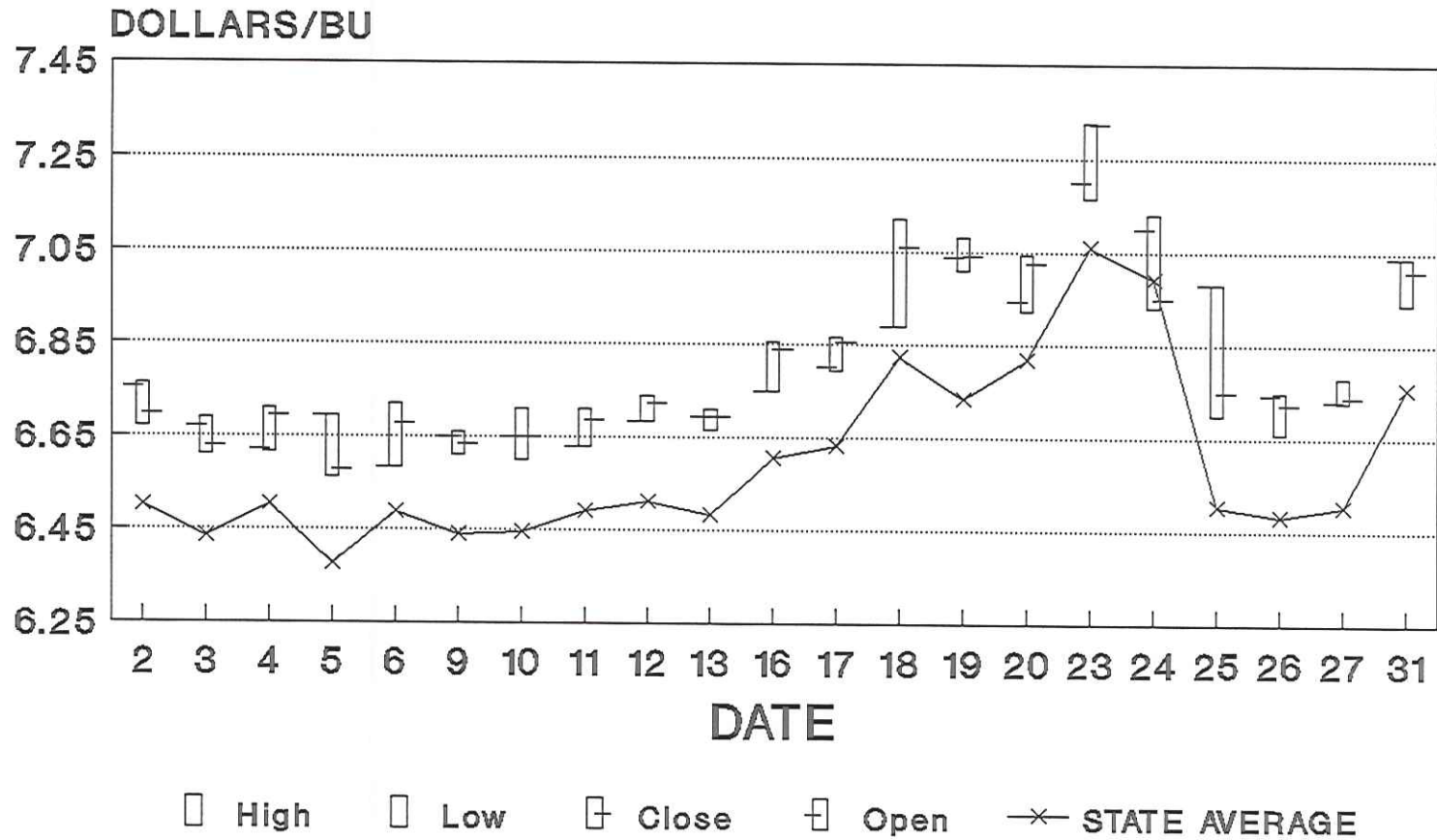
# MAY CORN CBOT 1994



High
  Low
  Close
  Open
  STATE AVERAGE

CHANGED TO JULY FUTURES 5/20/94

# MAY SOYBEANS CBOT 1994



CHANGED TO JULY FUTURES 5/20/94

## State Average Bean Prices for June 1994

DATE	NW-I	NC-II	NE-III	SW-IV	SC-V	SE-VI	State Average
<b>1</b>	6.7000	6.7250	6.8029	6.7788	6.7757	6.8557	6.7545
<b>2</b>	6.6867	6.7190	6.7789	6.7614	6.7700	6.8386	6.7424
<b>3</b>	6.5413	6.5740	6.6300	6.6183	6.6117	6.6914	6.5956
<b>4</b>							
<b>5</b>							
<b>6</b>	6.2975	6.3278	6.4025	6.3725	6.3600	6.4457	6.3513
<b>7</b>	6.3044	6.3425	6.4075	6.3825	6.3957	6.4650	6.3654
<b>8</b>	6.3856	6.4170	6.4744	6.4513	6.4643	6.5243	6.4375
<b>9</b>	6.4233	6.4733	6.5156	6.5000	6.5129	6.5771	6.4862
<b>10</b>	6.5225	6.5689	6.6200	6.5950	6.6043	6.6614	6.5816
<b>11</b>							
<b>12</b>							
<b>13</b>	6.6111	6.6490	6.6811	6.6825	6.6871	6.7429	6.6631
<b>14</b>	6.6022	6.6400	6.6775	6.6700	6.6757	6.7314	6.6536
<b>15</b>	6.7213	6.7310	6.7900	6.7938	6.7933	6.8586	6.7639
<b>16</b>	6.6814	6.6822	6.7457	6.7486	6.7450	6.8100	6.7180
<b>17</b>	6.7675	6.7530	6.8257	6.8333	6.8480	6.8983	6.8000
<b>18</b>							
<b>19</b>							
<b>20</b>	6.4013	6.4188	6.4022	6.4240	6.4220	6.4771	6.4209
<b>21</b>	6.4113	6.3975	6.5078	6.4938	6.5129	6.5614	6.4545
<b>22</b>	6.3200	6.3122	6.4056	6.3913	6.4171	6.4767	6.3628
<b>23</b>	6.3025	6.3130	6.4225	6.3800	6.4117	6.4729	6.3586
<b>24</b>	6.3211	6.3300	6.4400	6.3938	6.4171	6.4929	6.3747
<b>25</b>							
<b>26</b>							
<b>27</b>	6.2356	6.2500	6.3589	6.3029	6.3333	6.4186	6.2921
<b>28</b>	6.4767	6.5010	6.5788	6.5433	6.5783	6.6329	6.5318
<b>29</b>	6.2678	6.2970	6.3622	6.3271	6.3450	6.4271	6.3207
<b>30</b>	6.2411	6.2700	6.3350	6.3050	6.3257	6.3917	6.2943
							6.5147
	6.4646	6.4860	6.5529	6.5340	6.5458	6.6114	6.5147

**DAILY SOYBEAN RANGES FOR JUNE 1994**

	NW-1		NC-2		NE-3		SW-4		SC-5		SE-6	
	LOW	HIGH	LOW	HIGH	LOW	HIGH	LOW	HIGH	LOW	HIGH	LOW	HIGH
1	6.61	6.81	6.67	6.77	6.71	6.89	6.75	6.82	6.72	6.87	6.80	6.94
2	6.60	6.77	6.66	6.75	6.69	6.87	6.73	6.78	6.72	6.86	6.77	6.91
3	6.47	6.62	6.51	6.61	6.54	6.74	6.59	6.66	6.56	6.64	6.64	6.75
4												
5												
6	6.22	6.48	6.25	6.38	6.30	6.50	6.33	6.42	6.31	6.38	6.39	6.51
7	6.24	6.38	6.26	6.39	6.31	6.50	6.31	6.43	6.34	6.47	6.41	6.58
8	6.32	6.46	6.32	6.47	6.40	6.56	6.41	6.49	6.40	6.54	6.48	6.60
9	6.37	6.51	6.40	6.53	6.42	6.60	6.46	6.54	6.45	6.59	6.53	6.65
10	6.47	6.60	6.50	6.62	6.53	6.69	6.56	6.63	6.55	6.68	6.61	6.73
11												
12												
13	6.55	6.69	6.55	6.69	6.56	6.74	6.64	6.73	6.63	6.77	6.70	6.82
14	6.54	6.69	6.58	6.68	6.57	6.76	6.64	6.72	6.62	6.77	6.69	6.78
15	6.65	6.83	6.60	6.81	6.70	6.85	6.74	6.84	6.73	6.89	6.80	6.92
16	6.62	6.76	6.55	6.76	6.66	6.78	6.70	6.80	6.71	6.84	6.76	6.87
17	6.68	6.86	6.64	6.80	6.75	6.87	6.79	6.87	6.80	6.93	6.84	6.96
18												
19												
20	6.28	6.50	6.27	6.49	6.22	6.57	6.40	6.49	6.35	6.54	6.37	6.58
21	6.33	6.50	6.29	6.44	6.41	6.60	6.43	6.52	6.45	6.64	6.50	6.62
22	6.23	6.40	6.20	6.38	6.31	6.52	6.33	6.44	6.35	6.54	6.40	6.53
23	6.22	6.39	6.19	6.38	6.32	6.53	6.32	6.44	6.35	6.51	6.41	6.54
24	6.23	6.41	6.20	6.38	6.37	6.55	6.33	6.46	6.35	6.52	6.41	6.55
25												
26												
27	6.15	6.31	6.14	6.30	6.28	6.47	6.25	6.35	6.26	6.44	6.36	6.51
28	6.42	6.52	6.41	6.55	6.50	6.68	6.49	6.58	6.51	6.69	6.56	6.72
29	6.21	6.31	6.20	6.38	6.28	6.47	6.28	6.36	6.30	6.37	6.35	6.52
30	6.18	6.28	6.17	6.33	6.23	6.44	6.25	6.34	6.27	6.40	6.33	6.48

6.4650

6.4860

6.5530

6.5340

6.5460

6.6110

STATE AVERAGE

6.5150

Prepared by Iowa Department of Agriculture and Land Stewardship  
Agricultural Marketing Division, Des Moines, Iowa



## State Average Corn Prices for June 1994

<b>DATE</b>	<b>NW - I</b>	<b>NC-II</b>	<b>NE - III</b>	<b>SW - IV</b>	<b>SC - V</b>	<b>SE - VI</b>	<b>State Average</b>
<b>1</b>	2.5778	2.5880	2.6214	2.6575	2.6800	2.6886	2.6217
<b>2</b>	2.5800	2.5890	2.6133	2.6600	2.6786	2.6786	2.6201
<b>3</b>	2.5088	2.5170	2.5378	2.5700	2.6017	2.6129	2.5454
<b>4</b>							
<b>5</b>							
<b>6</b>	2.4275	2.4389	2.4688	2.5029	2.5233	2.5471	2.4712
<b>7</b>	2.4478	2.4600	2.4934	2.5350	2.5529	2.5700	2.4953
<b>8</b>	2.4833	2.4980	2.5322	2.5700	2.5900	2.5986	2.5313
<b>9</b>	2.4833	2.5011	2.5300	2.5650	2.5857	2.6057	2.5316
<b>10</b>	2.5000	2.5244	2.5450	2.5863	2.6029	2.6214	2.5504
<b>11</b>							
<b>12</b>							
<b>13</b>	2.5167	2.5370	2.5589	2.6038	2.6229	2.6314	2.5651
<b>14</b>	2.5133	2.5356	2.5600	2.5929	2.6229	2.6329	2.5628
<b>15</b>	2.5613	2.5640	2.5800	2.6375	2.6567	2.6614	2.5965
<b>16</b>	2.5571	2.5622	2.5857	2.6471	2.6467	2.6817	2.5990
<b>17</b>	2.5738	2.5750	2.5900	2.6557	2.7020	2.6933	2.6142
<b>18</b>							
<b>19</b>							
<b>20</b>	2.4363	2.4425	2.4522	2.5150	2.5183	2.5386	2.4714
<b>21</b>	2.3900	2.3863	2.4478	2.4738	2.5143	2.5186	2.4371
<b>22</b>	2.3222	2.3378	2.4033	2.4213	2.4329	2.4667	2.3815
<b>23</b>	2.3050	2.3260	2.3888	2.3888	2.4083	2.4429	2.3627
<b>24</b>	2.3044	2.3250	2.3822	2.3913	2.4043	2.4371	2.3605
<b>25</b>							
<b>26</b>							
<b>27</b>	2.2333	2.2620	2.3078	2.3100	2.3317	2.3971	2.2933
<b>28</b>	2.3256	2.3530	2.4113	2.4250	2.4367	2.4857	2.3909
<b>29</b>	2.2222	2.2460	2.3067	2.2971	2.3200	2.3743	2.2808
<b>30</b>	2.2433	2.2589	2.3188	2.3238	2.3471	2.3950	2.2993
	2.4324	2.4467	2.4834	2.5150	2.5354	2.5582	2.4810

**DAILY CORN RANGES FOR JUNE 1994**

	NW-1		NC-2		NE-3		SW-4		SC-5		SE-6	
	LOW	HIGH	LOW	HIGH	LOW	HIGH	LOW	HIGH	LOW	HIGH	LOW	HIGH
1	2.53	2.63	2.51	2.64	2.53	2.70	2.61	2.72	2.60	2.74	2.62	2.74
2	2.53	2.63	2.51	2.64	2.53	2.70	2.62	2.72	2.60	2.74	2.62	2.72
3	2.45	2.56	2.44	2.57	2.46	2.63	2.54	2.62	2.54	2.67	2.56	2.66
4												
5												
6	2.37	2.47	2.36	2.48	2.40	2.55	2.46	2.56	2.45	2.59	2.48	2.61
7	2.40	2.50	2.39	2.50	2.41	2.57	2.48	2.60	2.48	2.61	2.50	2.62
8	2.44	2.53	2.43	2.54	2.45	2.62	2.52	2.62	2.52	2.65	2.54	2.66
9	2.44	2.53	2.43	2.54	2.45	2.61	2.51	2.62	2.51	2.64	2.54	2.67
10	2.46	2.54	2.45	2.59	2.47	2.63	2.54	2.64	2.53	2.65	2.56	2.66
11												
12												
13	2.48	2.56	2.48	2.56	2.50	2.62	2.56	2.66	2.56	2.67	2.56	2.67
14	2.46	2.56	2.46	2.60	2.48	2.64	2.55	2.64	2.56	2.67	2.56	2.69
15	2.48	2.61	2.48	2.64	2.53	2.64	2.60	2.70	2.57	2.70	2.60	2.71
16	2.45	2.63	2.49	2.62	2.51	2.64	2.62	2.71	2.58	2.72	2.63	2.72
17	2.48	2.63	2.51	2.62	2.53	2.62	2.62	2.73	2.65	2.73	2.64	2.79
18												
19												
20	2.36	2.48	2.39	2.50	2.37	2.54	2.46	2.57	2.41	2.56	2.49	2.56
21	2.31	2.44	2.33	2.43	2.37	2.55	2.40	2.56	2.41	2.58	2.47	2.55
22	2.24	2.38	2.30	2.37	2.34	2.50	2.36	2.50	2.34	2.50	2.41	2.50
23	2.24	2.36	2.29	2.36	2.31	2.48	2.28	2.45	2.32	2.48	2.38	2.51
24	2.24	2.35	2.29	2.36	2.32	2.49	2.34	2.45	2.33	2.46	2.39	2.48
25												
26												
27	2.17	2.29	2.22	2.36	2.23	2.38	2.27	2.35	2.26	2.39	2.34	2.44
28	2.20	2.39	2.32	2.41	2.32	2.51	2.36	2.47	2.37	2.48	2.45	2.53
29	2.16	2.28	2.22	2.29	2.21	2.40	2.24	2.36	2.26	2.37	2.33	2.42
30	2.17	2.30	2.23	2.31	2.23	2.42	2.26	2.38	2.28	2.41	2.35	2.43

2.4320

2.4470

2.4830

2.5150

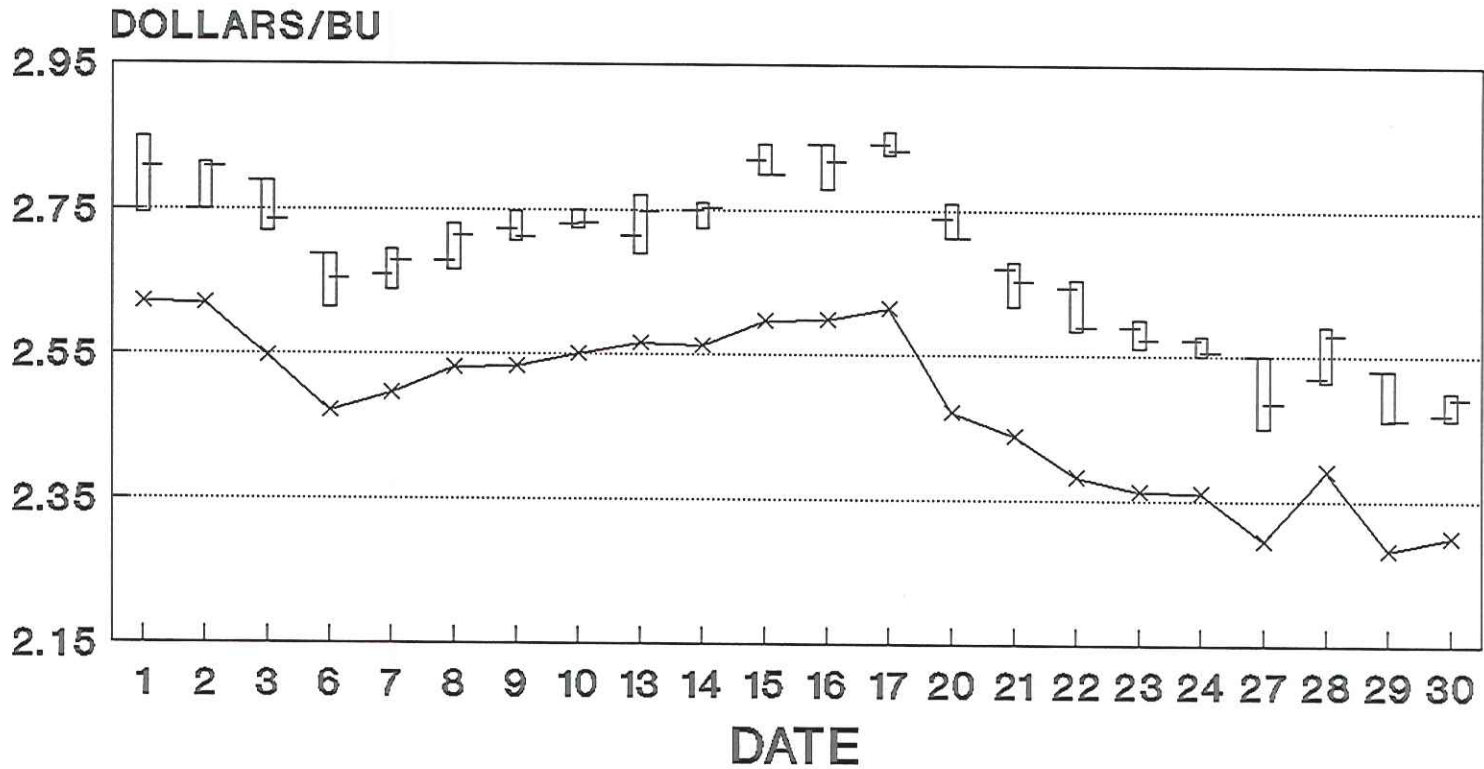
2.5350

2.5580

STATE AVERAGE

2.4810

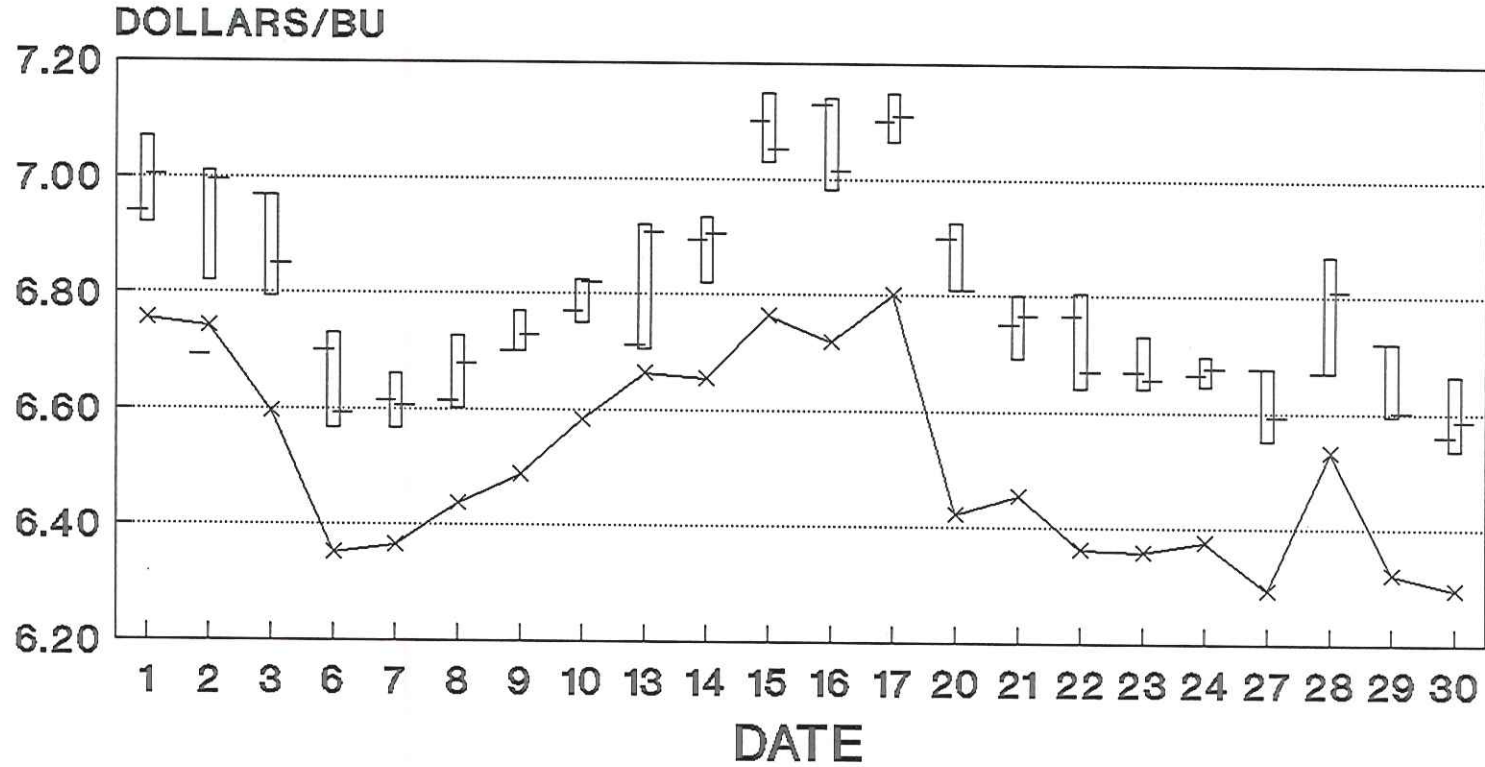
# JUNE CORN CBOT 1994



□ High   □ Low   □ Close   □ Open   —\*— STATE AVERAGE

JULY FUTURES

# JUNE SOYBEANS CBOT 1994



High   
  Low   
  Close   
  Open   
  \* STATE AVERAGE

JULY FUTURES

## State Average Bean Prices for July 1994

DATE	NW-I	NC-II	NE-III	SW-IV	SC-V	SE-VI	State Average
<b>1</b>	6.0911	6.1188	6.1700	6.1588	6.1817	6.2400	6.1433
<b>2</b>							
<b>3</b>							
<b>4</b>	INDEPENDENCE DAY HOLIDAY						
<b>5</b>	5.8089	5.8320	5.9000	5.8675	5.8929	5.9429	5.8572
<b>6</b>	5.8333	5.8722	5.9367	5.9038	5.9286	5.9900	5.8935
<b>7</b>	5.8811	5.8980	5.9825	5.9200	5.9683	6.0333	5.9279
<b>8</b>	5.9588	5.9688	6.0613	6.0050	6.0333	6.1100	6.0030
<b>9</b>							
<b>10</b>							
<b>11</b>	5.9225	5.9333	6.0475	5.9725	6.0043	6.0857	5.9718
<b>12</b>	5.8263	5.8660	5.9967	5.8971	5.9433	6.0386	5.9018
<b>13</b>	5.8433	5.8822	5.9988	5.9075	5.9600	6.0614	5.9167
<b>14</b>	5.7522	5.7940	5.8889	5.8088	5.8429	5.9486	5.8187
<b>15</b>	5.7813	5.7890	5.9100	5.8063	5.8529	5.9729	5.8285
<b>16</b>							
<b>17</b>							
<b>18</b>	5.7538	5.7800	5.9044	5.8163	5.8567	5.9686	5.8204
<b>19</b>	5.5950	5.6038	5.7175	5.6314	5.6714	5.7767	5.6430
<b>20</b>	5.4188	5.4500	5.5688	5.4871	5.5250	5.6371	5.4886
<b>21</b>	5.3300	5.3471	5.4733	5.3638	5.3950	5.5414	5.3846
<b>22</b>	5.3788	5.4210	5.5475	5.3788	5.4729	5.6157	5.4455
<b>23</b>							
<b>24</b>							
<b>25</b>	5.4433	5.4844	5.6067	5.4400	5.5343	5.6850	5.5089
<b>26</b>	5.4488	5.4822	5.5878	5.4443	5.5386	5.6743	5.5072
<b>27</b>	5.3971	5.4260	5.5444	5.4178	5.4914	5.6271	5.4593
<b>28</b>	5.4144	5.4300	5.5543	5.4386	5.5000	5.6129	5.4675
<b>29</b>	5.4289	5.4640	5.5729	5.4513	5.5200	5.6457	5.4913
<b>30</b>							
<b>31</b>							
	5.6654	5.6921	5.7985	5.7058	5.7557	5.8604	5.7239

**DAILY SOYBEAN RANGES FOR JULY 1994**

	NW-1		NC-2		NE-3		SW-4		SC-5		SE-6	
	LOW	HIGH	LOW	HIGH	LOW	HIGH	LOW	HIGH	LOW	HIGH	LOW	HIGH
1	6.03	6.13	6.04	6.15	6.08	6.27	6.11	6.19	6.14	6.25	6.18	6.32
2												
3												
4	INDEPENDENCE DAY HOLIDAY											
5	5.76	5.84	5.75	5.87	5.81	6.00	5.82	5.90	5.85	5.96	5.89	6.03
6	5.73	5.88	5.79	5.90	5.85	6.04	5.86	5.94	5.89	6.00	5.93	6.08
7	5.85	5.91	5.84	5.93	5.89	6.08	5.89	5.95	5.93	6.04	5.96	6.11
8	5.91	5.99	5.92	6.01	6.00	6.16	5.97	6.07	5.99	6.10	6.05	6.19
9												
10												
11	5.85	5.95	5.89	5.98	5.96	6.15	5.93	6.05	5.95	6.06	6.03	6.15
12	5.75	5.88	5.78	5.93	5.92	6.10	5.86	5.98	5.89	6.02	5.97	6.11
13	5.76	5.91	5.76	5.91	5.92	6.11	5.86	5.96	5.89	6.04	6.00	6.15
14	5.67	5.82	5.73	5.84	5.81	6.00	5.73	5.85	5.78	5.93	5.90	6.04
15	5.69	5.84	5.66	5.85	5.83	6.03	5.69	5.88	5.76	5.95	5.90	6.06
16												
17												
18	5.62	5.87	5.67	5.84	5.81	6.02	5.71	5.89	5.78	5.96	5.90	6.06
19	5.46	5.71	5.50	5.65	5.63	5.84	5.56	5.70	5.60	5.76	5.70	5.86
20	5.33	5.51	5.35	5.51	5.47	5.67	5.43	5.56	5.47	5.60	5.55	5.75
21	5.22	5.42	5.25	5.39	5.40	5.59	5.28	5.45	5.34	5.47	5.48	5.61
22	5.28	5.50	5.33	5.51	5.48	5.69	5.32	5.46	5.39	5.63	5.54	5.67
23												
24												
25	5.33	5.59	5.38	5.55	5.52	5.74	5.37	5.54	5.44	5.69	5.61	5.77
26	5.34	5.54	5.39	5.53	5.52	5.72	5.36	5.56	5.47	5.67	5.60	5.80
27	5.31	5.47	5.34	5.47	5.47	5.67	5.34	5.55	5.42	5.62	5.54	5.73
28	5.34	5.50	5.36	5.47	5.46	5.67	5.36	5.53	5.44	5.60	5.52	5.72
29	5.36	5.50	5.38	5.53	5.49	5.70	5.38	5.54	5.44	5.63	5.59	5.71
30												
31												
	5.665		5.692		5.798		5.706		5.756		5.860	
									STATE AVERAGE		5.724	

Prepared by Iowa Department of Agriculture and Land Stewardship  
Agricultural Marketing Division, Des Moines, Iowa

## State Average Corn Prices for July 1994

DATE	NW - I	NC-II	NE - III	SW - IV	SC - V	SE - VI	State Average
<b>1</b>	2.2189	2.2350	2.2863	2.2963	2.3217	2.3733	2.2735
<b>2</b>							
<b>3</b>							
<b>4</b>	INDEPENDENCE DAY HOLIDAY						
<b>5</b>	2.0914	2.1080	2.1625	2.1775	2.2000	2.2457	2.1485
<b>6</b>	2.0989	2.1111	2.1700	2.1813	2.2043	2.2500	2.1535
<b>7</b>	2.0978	2.1220	2.1875	2.1757	2.2133	2.2850	2.1636
<b>8</b>	2.1188	2.1325	2.1975	2.1717	2.2183	2.2686	2.1703
<b>9</b>							
<b>10</b>							
<b>11</b>	2.1013	2.1111	2.1813	2.1713	2.1986	2.2557	2.1547
<b>12</b>	2.0550	2.0770	2.1367	2.1257	2.1550	2.2100	2.1125
<b>13</b>	2.0778	2.0833	2.1563	2.1513	2.1700	2.2243	2.1288
<b>14</b>	2.0611	2.0770	2.1389	2.1363	2.1614	2.2114	2.1164
<b>15</b>	2.0550	2.0570	2.1188	2.1200	2.1471	2.1929	2.1003
<b>16</b>							
<b>17</b>							
<b>18</b>	2.0538	2.0633	2.1111	2.1288	2.1583	2.1886	2.1023
<b>19</b>	2.0175	2.0038	2.0625	2.0957	2.1029	2.1283	2.0532
<b>20</b>	1.9688	1.9611	2.0100	2.0386	2.0517	2.0614	2.0020
<b>21</b>	1.9325	1.9200	1.9756	2.0075	2.0083	2.0314	1.9655
<b>22</b>	1.9313	1.9160	1.9838	2.0084	2.0100	2.0357	1.9663
<b>23</b>							
<b>24</b>							
<b>25</b>	1.9411	1.9411	2.0100	2.0200	2.0314	2.0633	1.9867
<b>26</b>	1.9638	1.9622	2.0322	2.0343	2.0571	2.0871	2.0081
<b>27</b>	1.9514	1.9400	2.0100	2.0113	2.0414	2.0686	1.9887
<b>28</b>	1.9311	1.9222	2.0086	2.0229	2.0343	2.0600	1.9794
<b>29</b>	1.9567	1.9610	2.0357	2.0463	2.0629	2.0900	2.0094
<b>30</b>							
<b>31</b>							
	2.0312	2.0352	2.0987	2.1060	2.1274	2.1666	2.0792

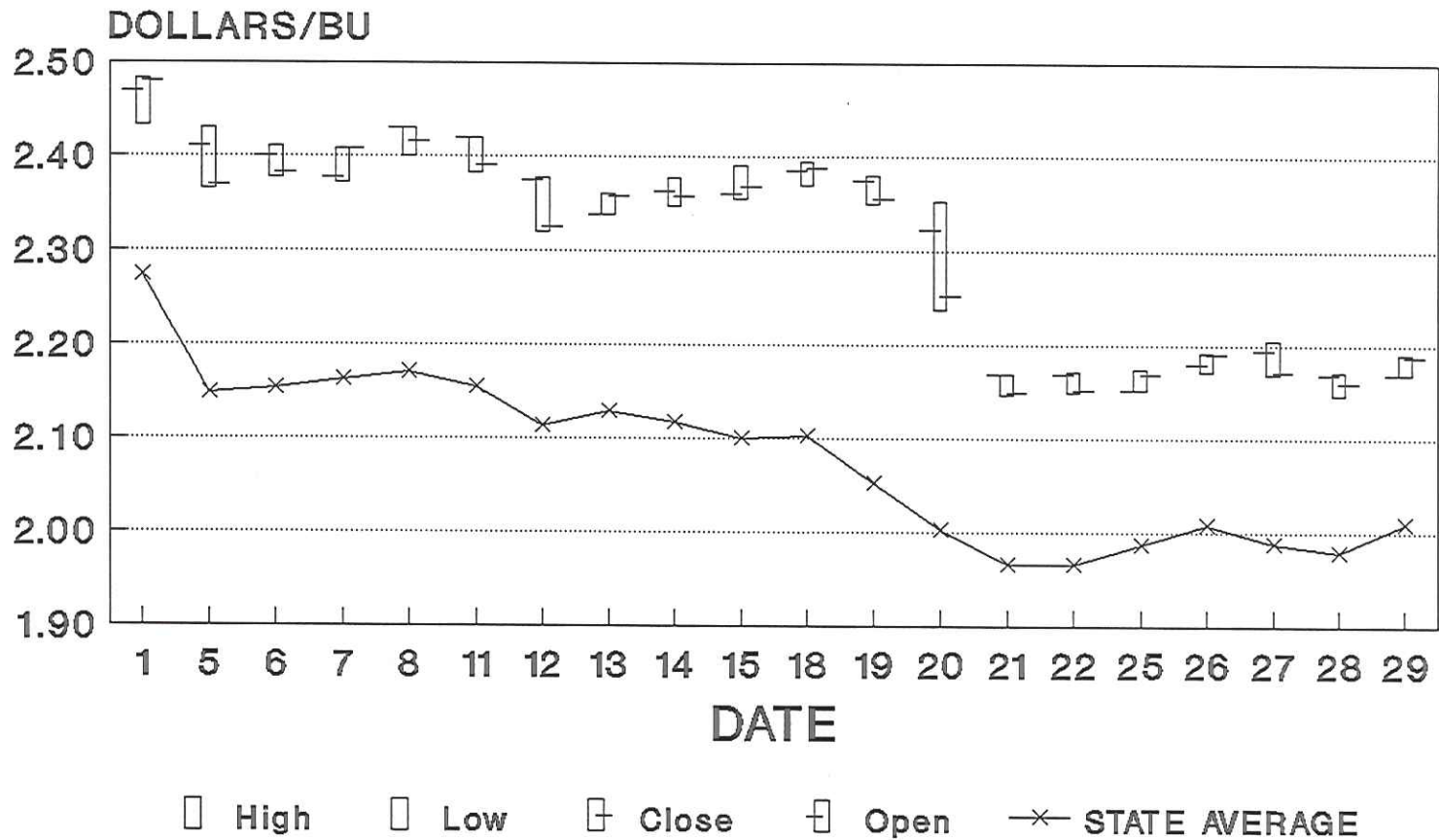
**DAILY CORN RANGES FOR JULY 1994**

	NW-1		NC-2		NE-3		SW-4		SC-5		SE-6	
	LOW	HIGH	LOW	HIGH	LOW	HIGH	LOW	HIGH	LOW	HIGH	LOW	HIGH
1	2.13	2.27	2.19	2.27	2.19	2.36	2.24	2.34	2.25	2.39	2.32	2.41
2												
3												
4	INDEPENDENCE DAY HOLIDAY											
5	2.02	2.15	2.06	2.16	2.08	2.24	2.12	2.22	2.13	2.26	2.17	2.28
6	2.02	2.15	2.07	2.15	2.09	2.25	2.13	2.23	2.12	2.25	2.17	2.30
7	2.02	2.15	2.09	2.17	2.11	2.26	2.13	2.22	2.12	2.27	2.24	2.32
8	2.09	2.16	2.10	2.18	2.12	2.27	2.11	2.23	2.13	2.28	2.19	2.32
9												
10												
11	2.07	2.15	2.08	2.16	2.11	2.25	2.13	2.21	2.11	2.26	2.17	2.31
12	2.00	2.11	2.04	2.14	2.05	2.22	2.09	2.17	2.07	2.22	2.13	2.24
13	2.02	2.13	2.02	2.13	2.09	2.24	2.11	2.19	2.09	2.24	2.16	2.28
14	2.00	2.11	2.05	2.14	2.07	2.23	2.10	2.18	2.08	2.22	2.16	2.25
15	2.02	2.10	2.02	2.11	2.06	2.19	2.07	2.16	2.08	2.21	2.14	2.24
16												
17												
18	2.02	2.11	2.02	2.12	2.05	2.19	2.08	2.17	2.13	2.20	2.11	2.24
19	1.98	2.07	1.97	2.06	1.99	2.15	2.05	2.14	2.02	2.17	2.07	2.21
20	1.90	2.03	1.91	2.02	1.96	2.08	1.99	2.08	1.97	2.11	2.01	2.12
21	1.89	2.00	1.88	1.99	1.91	2.05	1.96	2.07	1.94	2.06	1.97	2.10
22	1.89	2.00	1.88	1.99	1.92	2.06	1.96	2.07	1.94	2.06	1.98	2.09
23												
24												
25	1.89	2.02	1.90	2.01	1.94	2.09	1.97	2.09	1.95	2.08	2.01	2.12
26	1.93	2.02	1.93	2.02	1.96	2.11	1.95	2.11	1.97	2.11	2.03	2.15
27	1.91	2.02	1.91	2.01	1.94	2.09	1.90	2.09	1.95	2.09	2.01	2.13
28	1.88	2.01	1.90	1.98	1.93	2.08	1.97	2.08	1.94	2.08	2.00	2.12
29	1.90	2.04	1.92	2.03	1.97	2.11	1.99	2.11	1.97	2.11	2.06	2.15
30												
31												
	2.031		2.035		2.099		2.106		2.127		2.167	
									STATE AVERAGE		2.079	

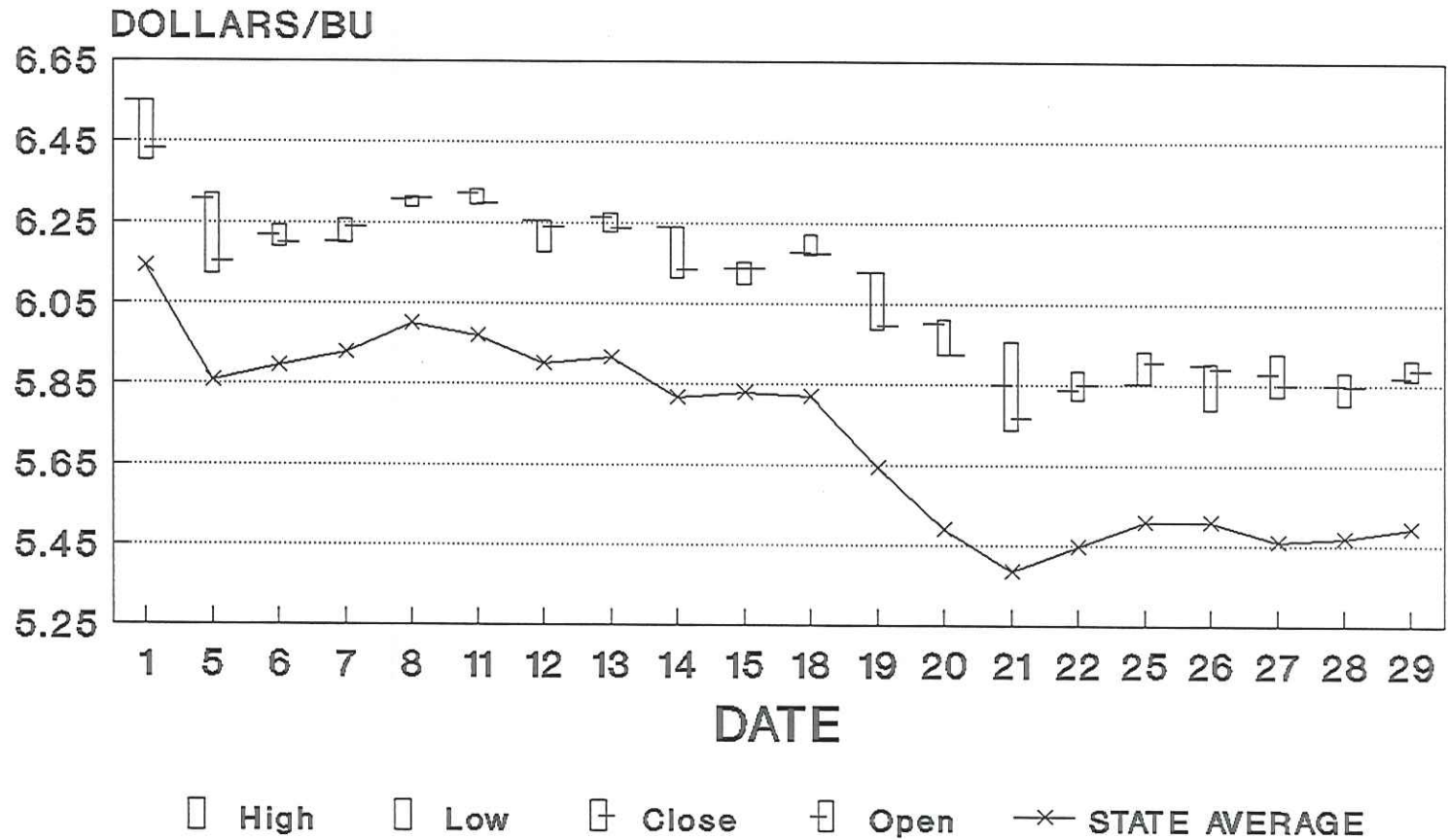
Prepared by Iowa Department of Agriculture and Land Stewardship  
Agricultural Marketing Division, Des Moines, Iowa



# JULY CORN CBOT 1994



# JULY SOYBEANS CBOT 1994



## State Average Bean Prices for August 1994

DATE	NW-I	NC-II	NE-III	SW-IV	SC-V	SE-VI	State Average
1	5.3689	5.4240	5.5400	5.4075	5.4814	5.6100	5.4479
2	5.3629	5.4100	5.5238	5.3825	5.4629	5.5850	5.4322
3	5.3517	5.3689	5.4933	5.3600	5.4386	5.5529	5.4037
4	5.2700	5.3180	5.4412	5.2913	5.3771	5.4914	5.3415
5	5.3222	5.3789	5.4880	5.3357	5.4129	5.5333	5.3922
6							
7							
8	5.3267	5.4160	5.5113	5.3613	5.4343	5.5629	5.4171
9	5.3156	5.4070	5.5156	5.3600	5.4167	5.5657	5.4105
10	5.3067	5.4020	5.4878	5.3557	5.4433	5.5643	5.4061
11	5.3133	5.4050	5.5163	5.3563	5.4400	5.5533	5.4099
12	5.2850	5.3790	5.4871	5.3388	5.4286	5.5300	5.3860
13							
14							
15	5.2533	5.3440	5.4363	5.2986	5.3757	5.4786	5.3458
16	5.2750	5.3478	5.4500	5.2838	5.3683	5.4883	5.3513
17	5.3450	5.4344	5.5100	5.3513	5.4433	5.5400	5.4241
18	5.3567	5.4600	5.5222	5.3725	5.4757	5.5650	5.4454
19	5.4056	5.5120	5.5622	5.4263	5.5143	5.6114	5.4938
20							
21							
22	5.3413	5.4440	5.4838	5.3563	5.4400	5.5257	5.4227
23	5.3678	5.4730	5.5300	5.3963	5.4757	5.5671	5.4565
24	5.4238	5.5240	5.5800	5.4588	5.5386	5.6167	5.5111
25	5.4200	5.4967	5.5489	5.4388	5.5143	5.6043	5.4913
26	5.3625	5.4333	5.4829	5.3763	5.4200	5.5600	5.4280
27							
28							
29	5.3063	5.3500	5.4475	5.3250	5.3600	5.5000	5.3646
30	5.3038	5.3411	5.4538	5.3383	5.3467	5.4929	5.3614
31	5.3533	5.3867	5.4925	5.3700	5.4033	5.5771	5.4105
							5.4154
	5.3364	5.4111	5.5002	5.3626	5.4353	5.5511	5.4154

**DAILY SOYBEAN RANGES FOR AUGUST 1994**

	NW-1		NC-2		NE-3		SW-4		SC-5		SE-6	
	LOW	HIGH	LOW	HIGH	LOW	HIGH	LOW	HIGH	LOW	HIGH	LOW	HIGH
1	5.28	5.44	5.36	5.48	5.47	5.66	5.34	5.50	5.42	5.60	5.53	5.69
2	5.27	5.45	5.34	5.46	5.45	5.64	5.31	5.50	5.40	5.58	5.50	5.68
3	5.24	5.44	5.28	5.43	5.41	5.61	5.27	5.50	5.37	5.54	5.47	5.67
4	5.19	5.41	5.23	5.39	5.35	5.54	5.21	5.39	5.32	5.49	5.42	5.57
5	5.20	5.40	5.28	5.46	5.39	5.57	5.25	5.44	5.37	5.51	5.45	5.63
6												
7												
8	5.20	5.42	5.32	5.51	5.42	5.60	5.28	5.47	5.38	5.54	5.47	5.65
9	5.20	5.41	5.32	5.49	5.42	5.61	5.29	5.48	5.38	5.49	5.45	5.65
10	5.20	5.40	5.32	5.49	5.41	5.60	5.28	5.45	5.38	5.54	5.47	5.64
11	5.21	5.40	5.32	5.48	5.42	5.60	5.29	5.46	5.39	5.55	5.47	5.64
12	5.19	5.38	5.29	5.46	5.39	5.59	5.27	5.44	5.37	5.53	5.45	5.61
13												
14												
15	5.15	5.33	5.25	5.42	5.34	5.52	5.23	5.40	5.33	5.49	5.41	5.53
16	5.16	5.34	5.26	5.43	5.33	5.51	5.24	5.36	5.34	5.43	5.41	5.56
17	5.23	5.41	5.34	5.52	5.40	5.58	5.31	5.43	5.37	5.57	5.46	5.63
18	5.25	5.43	5.36	5.55	5.42	5.60	5.33	5.45	5.41	5.54	5.48	5.64
19	5.32	5.47	5.44	5.60	5.42	5.65	5.38	5.51	5.43	5.60	5.50	5.71
20												
21												
22	5.25	5.41	5.38	5.60	5.36	5.58	5.31	5.45	5.36	5.51	5.43	5.58
23	5.29	5.43	5.42	5.54	5.38	5.61	5.35	5.49	5.39	5.55	5.47	5.62
24	5.37	5.49	5.42	5.60	5.47	5.66	5.41	5.56	5.47	5.62	5.55	5.67
25	5.35	5.48	5.41	5.56	5.45	5.63	5.39	5.52	5.40	5.60	5.54	5.68
26	5.29	5.42	5.35	5.48	5.40	5.58	5.31	5.48	5.36	5.56	5.50	5.67
27												
28												
29	5.20	5.38	5.24	5.41	5.36	5.55	5.27	5.41	5.30	5.46	5.43	5.57
30	5.20	5.39	5.23	5.38	5.38	5.57	5.28	5.42	5.31	5.38	5.38	5.56
31	5.27	5.45	5.28	5.43	5.38	5.64	5.34	5.41	5.29	5.53	5.49	5.68
	5.336		5.411		5.500		5.363		5.435		5.551	
									STATE AVERAGE		5.415	

Prepared by Iowa Department of Agriculture and Land Stewardship  
Agricultural Marketing Division, Des Moines, Iowa

## State Average Corn Prices for August 1994

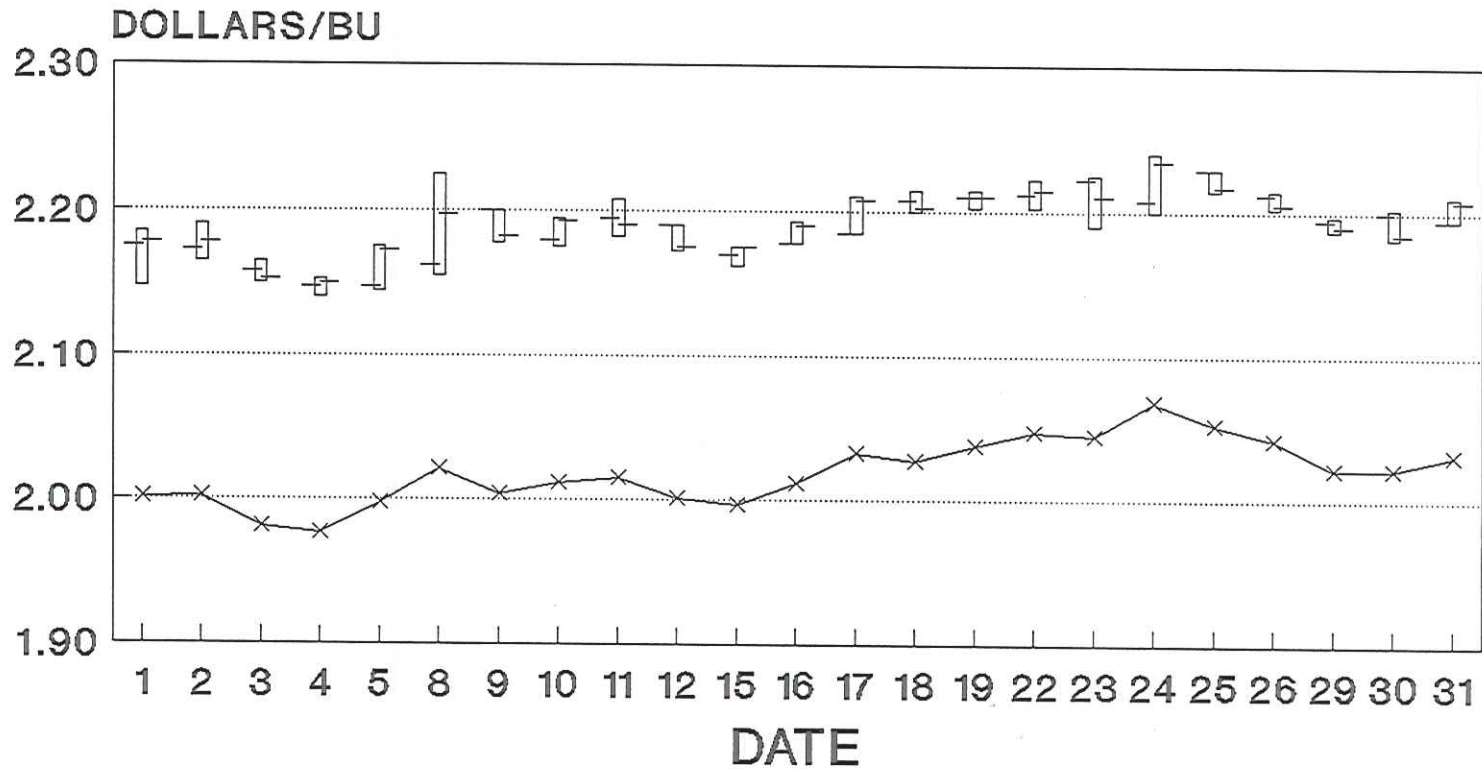
<b>DATE</b>	<b>NW - I</b>	<b>NC-II</b>	<b>NE - III</b>	<b>SW - IV</b>	<b>SC - V</b>	<b>SE - VI</b>	<b>State Average</b>
<b>1</b>	1.9456	1.9550	2.0213	2.0350	2.0529	2.0929	2.0009
<b>2</b>	1.9557	1.9530	2.0263	2.0363	2.0500	2.0817	2.0018
<b>3</b>	1.9267	1.9323	2.0113	2.0075	2.0243	2.0729	1.9803
<b>4</b>	1.9189	1.9260	2.0100	2.0038	2.0243	2.0743	1.9764
<b>5</b>	1.9411	1.9489	2.0256	2.0243	2.0400	2.0983	1.9971
<b>6</b>							
<b>7</b>							
<b>8</b>	1.9667	1.9660	2.0638	2.0475	2.0629	2.1157	2.0208
<b>9</b>	1.9489	1.9520	2.0400	2.0288	2.0467	2.1029	2.0037
<b>10</b>	1.9567	1.9620	2.0478	2.0300	2.0543	2.1086	2.0109
<b>11</b>	1.9589	1.9660	2.0625	2.0338	2.0586	2.0967	2.0145
<b>12</b>	1.9438	1.9510	2.0457	2.0250	2.0457	2.0829	2.0004
<b>13</b>							
<b>14</b>							
<b>15</b>	1.9400	1.9490	2.0413	2.0129	2.0429	2.0871	1.9968
<b>16</b>	1.9613	1.9589	2.0657	2.0263	2.0517	2.0933	2.0114
<b>17</b>	1.9625	1.9889	2.0838	2.0463	2.0917	2.1171	2.0324
<b>18</b>	1.9700	1.9800	2.0711	2.0425	2.0729	2.1200	2.0274
<b>19</b>	1.9778	1.9850	2.0844	2.0538	2.0857	2.1371	2.0374
<b>20</b>							
<b>21</b>							
<b>22</b>	1.9975	1.9950	2.0900	2.0688	2.0857	2.1386	2.0474
<b>23</b>	1.9900	1.9860	2.1000	2.0638	2.0786	2.1443	2.0444
<b>24</b>	2.0175	2.0100	2.1140	2.0938	2.1071	2.1650	2.0682
<b>25</b>	2.0025	1.9978	2.0933	2.0775	2.0957	2.1443	2.0525
<b>26</b>	1.9913	1.9944	2.0686	2.0663	2.0900	2.1333	2.0417
<b>27</b>							
<b>28</b>							
<b>29</b>	1.9650	1.9700	2.0788	2.0413	2.0586	2.1100	2.0222
<b>30</b>	1.9488	1.9767	2.0738	2.0417	2.0683	2.1200	2.0221
<b>31</b>	1.9767	1.9744	2.0888	2.0438	2.0700	2.1343	2.0318
							2.0192
	1.9636	1.9686	2.0612	2.0413	2.0634	2.1118	2.0192

### DAILY CORN RANGES FOR AUGUST 1994

	NW-1		NC-2		NE-3		SW-4		SC-5		SE-6	
	LOW	HIGH	LOW	HIGH	LOW	HIGH	LOW	HIGH	LOW	HIGH	LOW	HIGH
1	1.90	2.03	1.92	2.04	1.96	2.10	1.98	2.10	1.96	2.10	2.04	2.16
2	1.92	2.03	1.92	2.04	1.98	2.10	1.99	2.10	1.95	2.10	2.05	2.15
3	1.90	2.00	1.90	2.02	1.96	2.08	1.96	2.06	1.92	2.07	2.03	2.13
4	1.88	2.00	1.90	2.02	1.95	2.09	1.96	2.06	1.92	2.07	2.03	2.12
5	1.88	2.02	1.92	2.03	1.96	2.11	1.98	2.08	1.94	2.11	2.05	2.14
6												
7												
8	1.92	2.03	1.92	2.03	2.00	2.14	2.02	2.11	1.97	2.14	2.08	2.16
9	1.89	2.01	1.90	2.01	1.98	2.12	2.00	2.09	1.95	2.12	2.04	2.16
10	1.90	2.02	1.93	2.03	1.98	2.13	2.01	2.08	1.95	2.13	2.06	2.16
11	1.90	2.02	1.93	2.05	2.01	2.13	2.00	2.09	1.96	2.15	2.05	2.15
12	1.88	2.00	1.91	2.04	1.98	2.12	1.99	2.08	1.94	2.13	2.05	2.11
13												
14												
15	1.88	2.00	1.90	2.04	1.95	2.12	1.96	2.07	1.95	2.13	2.05	2.13
16	1.93	2.02	1.94	2.02	2.01	2.13	1.98	2.08	1.96	2.15	2.05	2.15
17	1.91	2.04	1.95	2.08	2.03	2.16	2.00	2.10	2.04	2.17	2.05	2.19
18	1.92	2.05	1.95	2.07	2.01	2.15	2.00	2.10	1.96	2.17	2.07	2.18
19	1.92	2.06	1.96	2.04	2.02	2.17	2.02	2.11	2.01	2.18	2.09	2.19
20												
21												
22	1.94	2.06	1.96	2.07	2.02	2.19	2.02	2.12	1.99	2.18	2.10	2.18
23	1.94	2.06	1.94	2.07	2.02	2.19	2.02	2.11	2.01	2.15	2.10	2.18
24	1.96	2.09	1.96	2.09	2.05	2.22	2.07	2.14	2.05	2.17	2.12	2.21
25	1.95	2.07	1.95	2.07	2.02	2.20	2.05	2.12	2.04	2.17	2.10	2.18
26	1.94	2.06	1.95	2.07	2.01	2.19	2.04	2.11	2.05	2.16	2.08	2.19
27												
28												
29	1.91	2.03	1.93	2.04	2.00	2.17	1.99	2.09	2.01	2.14	2.06	2.16
30	1.90	2.03	1.93	2.06	1.99	2.18	2.01	2.07	2.02	2.15	2.07	2.15
31	1.92	2.05	1.94	2.06	2.00	2.20	1.98	2.11	2.04	2.14	2.08	2.17
	1.964		1.969		2.061		2.041		2.063		2.112	
									STATE AVERAGE		2.019	

Prepared by Iowa Department of Agriculture and Land Stewardship  
Agricultural Marketing Division, Des Moines, Iowa

# AUGUST CORN CBOT 1994

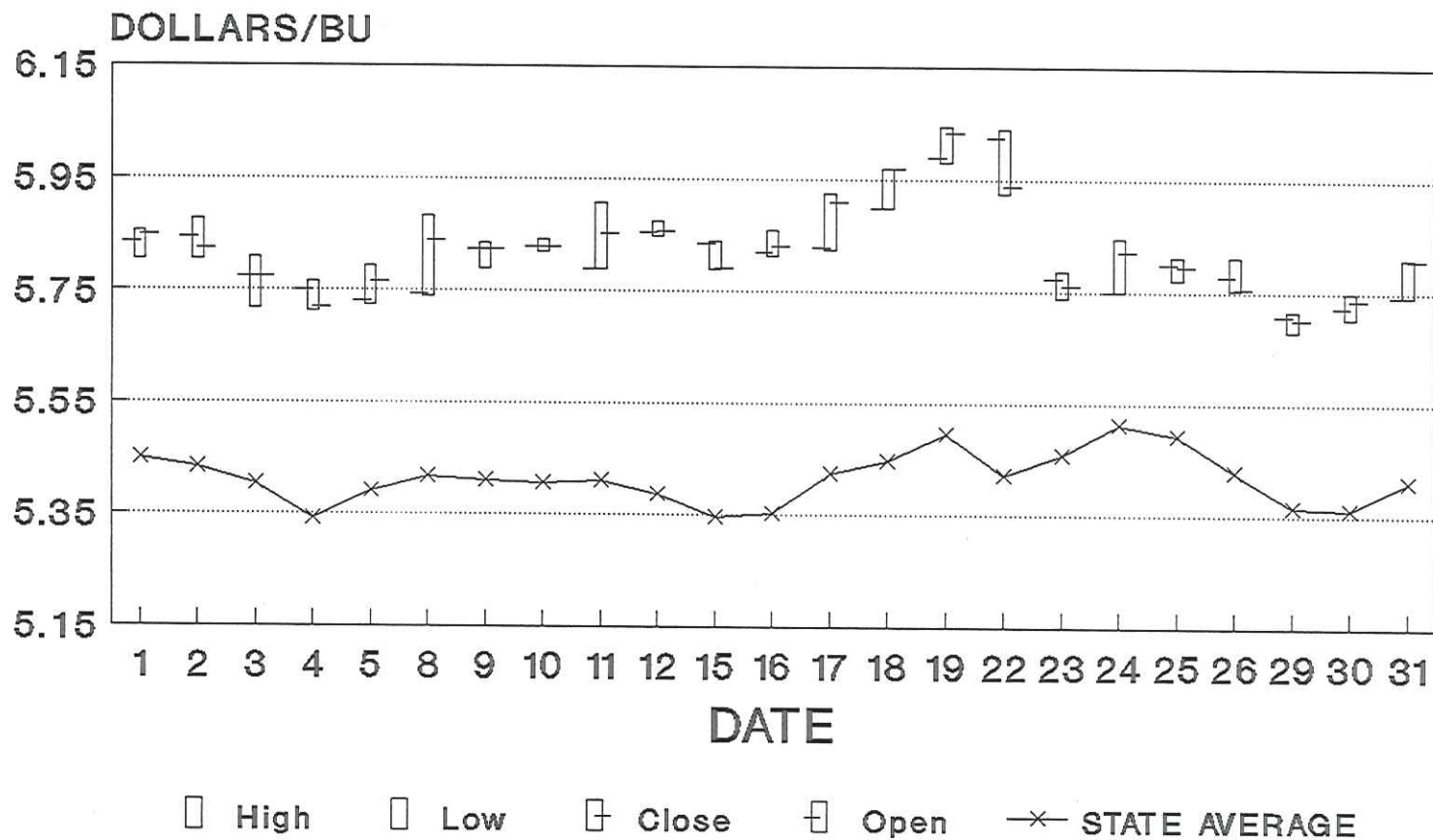


High
  Low
  Close
  Open
  STATE AVERAGE

SEPTEMBER FUTURES

# AUGUST SOYBEANS

## CBOT 1994



CHANGED TO SEPTEMBER FUTURES 8/23/94



## State Average Bean Prices for September 1994

<b>DATE</b>	<b>NW-I</b>	<b>NC-II</b>	<b>NE-III</b>	<b>SW-IV</b>	<b>SC-V</b>	<b>SE-VI</b>	<b>State Average</b>
<b>1</b>	5.3589	5.3900	5.5122	5.3719	5.4300	5.5729	5.4173
<b>2</b>	5.3886	5.4014	5.5025	5.3863	5.4271	5.5633	5.4271
<b>3</b>							
<b>4</b>							
<b>5</b>	LABOR DAY HOLIDAY						
<b>6</b>	5.4489	5.4789	5.5788	5.4600	5.4943	5.6343	5.4986
<b>7</b>	5.4375	5.4660	5.5650	5.4438	5.4629	5.6283	5.4843
<b>8</b>	5.3825	5.4088	5.4950	5.3929	5.4433	5.5400	5.4275
<b>9</b>	5.3644	5.3429	5.4675	5.3657	5.4317	5.5343	5.3930
<b>10</b>							
<b>11</b>							
<b>12</b>	5.3913	5.3714	5.4743	5.3900	5.4083	5.5383	5.4105
<b>13</b>	5.3178	5.3405	5.3811	5.3129	5.3517	5.4400	5.3480
<b>14</b>	5.2650	5.2567	5.2850	5.2571	5.2767	5.3671	5.2755
<b>15</b>	5.1378	5.1188	5.1771	5.1271	5.1371	5.2500	5.1460
<b>16</b>	5.0744	5.0638	5.1150	5.0800	5.0857	5.1917	5.0897
<b>17</b>							
<b>18</b>							
<b>19</b>	5.0863	5.0610	5.1063	5.0800	5.0971	5.1786	5.0900
<b>20</b>	5.0800	5.0710	5.1044	5.0838	5.1057	5.1700	5.0924
<b>21</b>	5.0878	5.0880	5.1278	5.0914	5.1086	5.1900	5.1057
<b>22</b>	5.0600	5.0475	5.1075	5.0575	5.0729	5.1714	5.0737
<b>23</b>	5.0700	5.0800	5.1263	5.0650	5.0871	5.1943	5.0937
<b>24</b>							
<b>25</b>							
<b>26</b>	5.0711	5.0850	5.1333	5.0613	5.0871	5.2114	5.0977
<b>27</b>	5.0650	5.0856	5.1475	5.0600	5.0871	5.2100	5.0977
<b>28</b>	5.0178	5.0240	5.0756	5.0050	5.0329	5.1414	5.0390
<b>29</b>	4.9644	4.9811	5.0350	4.9575	4.9857	5.0950	4.9927
<b>30</b>	4.8938	4.9133	4.9575	4.8775	4.9114	5.0329	4.9216
	5.1887	5.1941	5.2607	5.1870	5.2155	5.3264	5.2153

**DAILY SOYBEAN RANGES FOR SEPTEMBER 1994**

	NW-1		NC-2		NE-3		SW-4		SC-5		SE-6	
	LOW	HIGH	LOW	HIGH	LOW	HIGH	LOW	HIGH	LOW	HIGH	LOW	HIGH
<b>1</b>	5.27	5.45	5.29	5.45	5.44	5.65	5.34	5.41	5.40	5.55	5.47	5.69
<b>2</b>	5.29	5.46	5.30	5.50	5.43	5.64	5.35	5.42	5.35	5.54	5.46	5.68
<b>3</b>												
<b>4</b>												
<b>5</b>	LABOR DAY HOLIDAY											
<b>6</b>	5.35	5.54	5.43	5.57	5.50	5.69	5.42	5.49	5.41	5.61	5.54	5.72
<b>7</b>	5.37	5.49	5.41	5.54	5.49	5.69	5.38	5.47	5.35	5.59	5.54	5.72
<b>8</b>	5.33	5.44	5.36	5.45	5.40	5.62	5.34	5.43	5.35	5.54	5.43	5.65
<b>9</b>	5.30	5.43	5.29	5.43	5.38	5.57	5.32	5.42	5.33	5.54	5.46	5.66
<b>10</b>												
<b>11</b>												
<b>12</b>	5.34	5.46	5.30	5.42	5.40	5.54	5.35	5.42	5.37	5.43	5.45	5.62
<b>13</b>	5.26	5.39	5.26	5.39	5.26	5.49	5.27	5.34	5.31	5.39	5.37	5.51
<b>14</b>	5.23	5.34	5.15	5.31	5.21	5.40	5.22	5.29	5.24	5.34	5.30	5.45
<b>15</b>	5.05	5.29	5.03	5.18	5.11	5.30	5.10	5.16	5.10	5.20	5.20	5.32
<b>16</b>	5.02	5.12	4.96	5.11	5.08	5.24	5.05	5.11	5.03	5.15	5.13	5.26
<b>17</b>												
<b>18</b>												
<b>19</b>	5.04	5.13	4.97	5.11	5.05	5.21	5.03	5.12	5.05	5.16	5.13	5.28
<b>20</b>	5.00	5.11	4.94	5.12	5.01	5.21	5.04	5.13	5.04	5.17	5.13	5.26
<b>21</b>	5.01	5.12	4.99	5.14	5.06	5.24	5.06	5.13	5.05	5.18	5.13	5.28
<b>22</b>	5.02	5.09	4.97	5.10	5.03	5.22	5.01	5.10	5.01	5.15	5.12	5.28
<b>23</b>	5.03	5.10	5.02	5.11	5.08	5.24	5.03	5.09	5.03	5.16	5.14	5.29
<b>24</b>												
<b>25</b>												
<b>26</b>	5.03	5.10	5.07	5.11	5.06	5.24	5.03	5.09	5.02	5.20	5.14	5.32
<b>27</b>	5.02	5.10	5.07	5.11	5.08	5.25	5.03	5.09	5.02	5.20	5.14	5.33
<b>28</b>	4.96	5.08	5.00	5.06	5.00	5.17	4.97	5.04	4.96	5.15	5.08	5.27
<b>29</b>	4.91	5.02	4.95	5.03	4.98	5.13	4.92	4.99	4.91	5.10	5.02	5.20
<b>30</b>	4.83	4.94	4.87	4.96	4.91	5.06	4.84	4.91	4.83	5.02	4.94	5.13
	5.189		5.194		5.261		5.187		5.215		5.326	
									STATE AVERAGE		5.215	

Prepared by Iowa Department of Agriculture and Land Stewardship  
Agricultural Marketing Division, Des Moines, Iowa

## State Average Corn Prices for September 1994

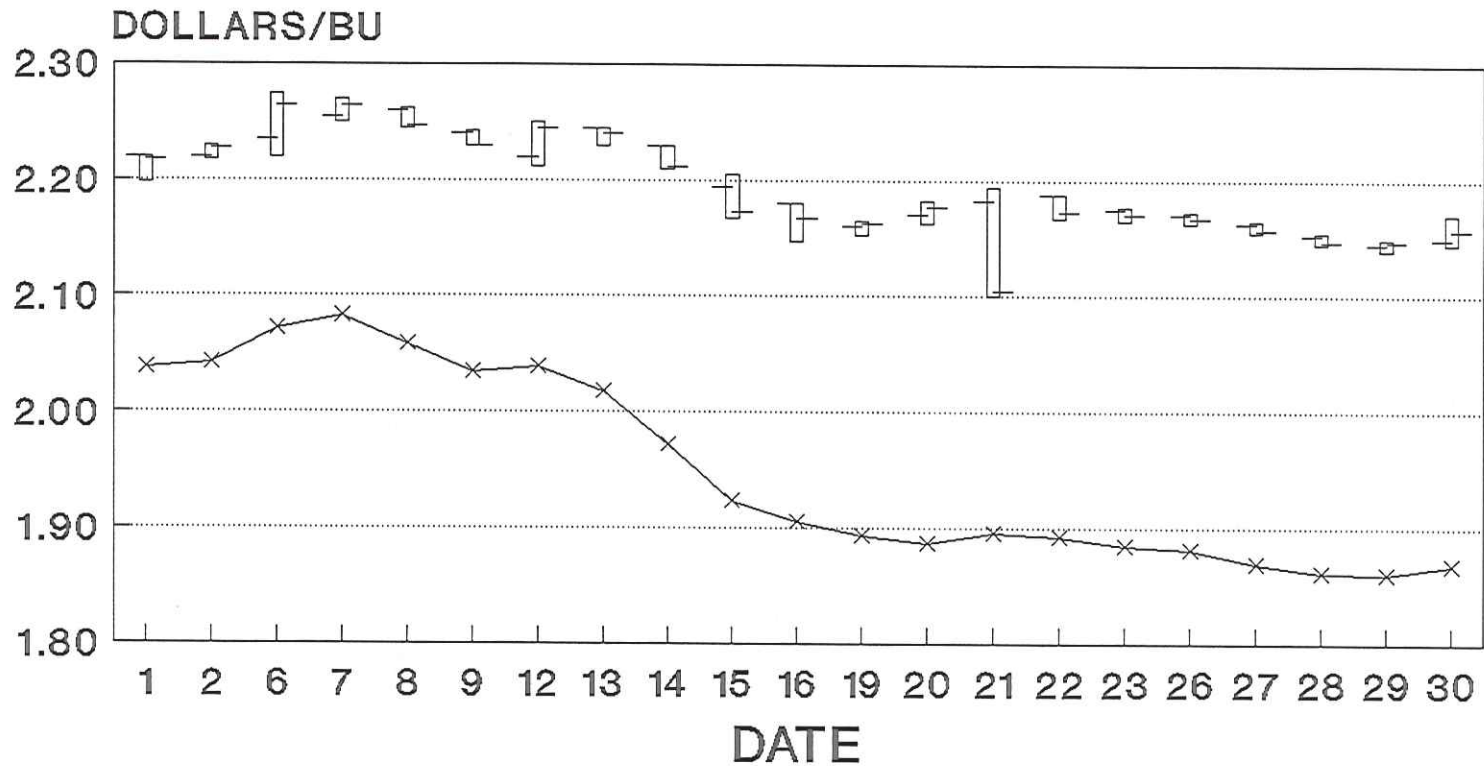
<b>DATE</b>	<b>NW - I</b>	<b>NC-II</b>	<b>NE - III</b>	<b>SW - IV</b>	<b>SC - V</b>	<b>SE - VI</b>	<b>State Average</b>
<b>1</b>	1.9744	1.9870	2.0967	2.0463	2.0729	2.1429	2.0379
<b>2</b>	1.9814	1.9857	2.1050	2.0538	2.0786	2.1483	2.0425
<b>3</b>							
<b>4</b>							
<b>5</b>	LABOR DAY HOLIDAY						
<b>6</b>	2.0067	2.0156	2.1388	2.0863	2.1043	2.1757	2.0718
<b>7</b>	2.0038	2.0330	2.1588	2.0975	2.1129	2.1833	2.0828
<b>8</b>	1.9813	1.9989	2.1313	2.0729	2.0783	2.1917	2.0585
<b>9</b>	1.9600	1.9729	2.1113	2.0443	2.0467	2.1729	2.0345
<b>10</b>							
<b>11</b>							
<b>12</b>	1.9800	1.9786	2.0871	2.0614	2.0683	2.1568	2.0384
<b>13</b>	1.9656	1.9800	2.0411	2.0286	2.0450	2.1300	2.0182
<b>14</b>	1.9213	1.9244	2.0050	1.9871	2.0100	2.0771	1.9723
<b>15</b>	1.8778	1.8738	1.9757	1.9443	1.9371	2.0133	1.9242
<b>16</b>	1.8744	1.8513	1.9500	1.9188	1.9243	1.9917	1.9055
<b>17</b>							
<b>18</b>							
<b>19</b>	1.8575	1.8590	1.9275	1.8800	1.9100	1.9843	1.8929
<b>20</b>	1.8511	1.8540	1.9044	1.8800	1.9114	1.9829	1.8863
<b>21</b>	1.8533	1.8650	1.9189	1.8871	1.9229	1.9886	1.8950
<b>22</b>	1.8463	1.8625	1.9350	1.8650	1.9129	1.9943	1.8923
<b>23</b>	1.8378	1.8660	1.9188	1.8500	1.9057	1.9829	1.8847
<b>24</b>							
<b>25</b>							
<b>26</b>	1.8344	1.8570	1.9167	1.8513	1.9129	1.9771	1.8813
<b>27</b>	1.8275	1.8389	1.9125	1.8425	1.9043	1.9500	1.8688
<b>28</b>	1.8200	1.8370	1.9089	1.8338	1.8771	1.9429	1.8617
<b>29</b>	1.8178	1.8300	1.9150	1.8338	1.8743	1.9467	1.8605
<b>30</b>	1.8250	1.8511	1.9038	1.8400	1.8814	1.9543	1.8684
	1.8999	1.9105	1.9982	1.9478	1.9758	2.0518	1.9514

**DAILY CORN RANGES FOR SEPTEMBER 1994**

	NW-1		NC-2		NE-3		SW-4		SC-5		SE-6	
	LOW	HIGH	LOW	HIGH	LOW	HIGH	LOW	HIGH	LOW	HIGH	LOW	HIGH
<b>1</b>	1.89	2.05	1.94	2.09	2.00	2.21	1.98	2.11	2.03	2.14	2.08	2.19
<b>2</b>	1.93	2.05	1.95	2.09	2.00	2.21	1.99	2.11	2.03	2.15	2.09	2.20
<b>3</b>												
<b>4</b>												
<b>5</b>	LABOR DAY HOLIDAY											
<b>6</b>	1.93	2.08	1.98	2.09	2.04	2.24	2.02	2.14	2.06	2.18	2.12	2.22
<b>7</b>	1.93	2.07	1.99	2.15	2.06	2.26	2.03	2.15	2.06	2.18	2.12	2.22
<b>8</b>	1.90	2.05	1.97	2.08	2.02	2.24	2.01	2.11	2.03	2.11	2.15	2.24
<b>9</b>	1.87	2.02	1.92	2.05	1.97	2.22	2.00	2.10	1.98	2.11	2.13	2.20
<b>10</b>												
<b>11</b>												
<b>12</b>	1.92	2.03	1.86	2.05	1.98	2.19	2.00	2.10	2.01	2.12	2.11	2.22
<b>13</b>	1.90	2.01	1.90	2.01	1.89	2.16	1.98	2.09	1.99	2.11	2.08	2.19
<b>14</b>	1.87	1.96	1.81	2.02	1.89	2.12	1.94	2.03	1.96	2.09	2.05	2.14
<b>15</b>	1.83	1.91	1.77	1.92	1.85	2.08	1.90	1.99	1.88	2.02	1.97	2.06
<b>16</b>	1.83	1.91	1.74	1.92	1.82	2.06	1.87	1.99	1.86	2.01	1.92	2.06
<b>17</b>												
<b>18</b>												
<b>19</b>	1.82	1.89	1.78	1.91	1.79	2.03	1.83	1.92	1.86	2.01	1.94	2.04
<b>20</b>	1.80	1.90	1.71	1.97	1.78	2.02	1.84	1.92	1.86	2.01	1.94	2.03
<b>21</b>	1.81	1.89	1.73	2.04	1.81	2.04	1.84	1.93	1.86	2.08	1.94	2.03
<b>22</b>	1.80	1.89	1.75	1.96	1.87	2.03	1.80	1.92	1.85	2.07	1.95	2.02
<b>23</b>	1.80	1.88	1.81	1.94	1.82	2.03	1.78	1.92	1.83	2.05	1.91	2.05
<b>24</b>												
<b>25</b>												
<b>26</b>	1.78	1.88	1.81	1.92	1.82	2.03	1.79	1.92	1.84	2.03	1.92	2.04
<b>27</b>	1.78	1.88	1.76	1.90	1.81	2.04	1.78	1.91	1.83	1.99	1.89	2.04
<b>28</b>	1.78	1.87	1.79	1.90	1.79	2.03	1.78	1.90	1.81	1.93	1.87	2.01
<b>29</b>	1.78	1.87	1.79	1.87	1.79	2.03	1.78	1.90	1.82	1.93	1.90	2.01
<b>30</b>	1.79	1.88	1.81	1.91	1.81	2.00	1.79	1.91	1.82	1.94	1.92	2.05
	1.900		1.911		1.998		1.948		1.976		2.052	
									STATE AVERAGE		1.951	

Prepared by Iowa Department of Agriculture and Land Stewardship  
Agricultural Marketing Division, Des Moines, Iowa

# SEPTEMBER CORN CBOT 1994

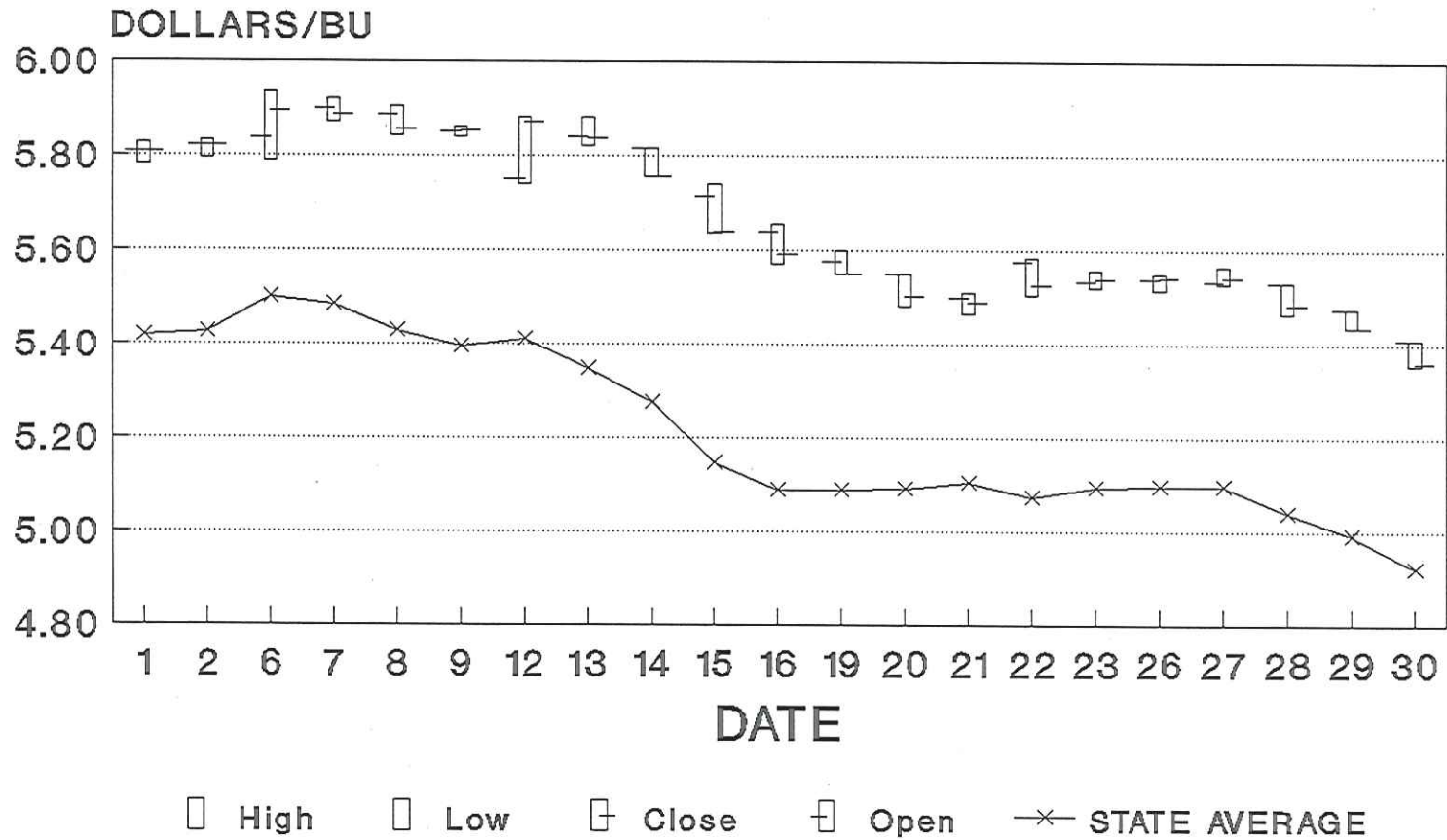


High   
  Low   
  Close   
  Open   
 -x- STATE AVERAGE

CHANGED TO DECEMBER FUTURES 9/22/94

# SEPTEMBER SOYBEANS

## CBOT 1994



CHANGED TO NOVEMBER FUTURES 9/22/94

## State Average Bean Prices for October 1994

DATE	NW-I	NC-II	NE-III	SW-IV	SC-V	SE-VI	State Average
<b>1</b>							
<b>2</b>							
<b>3</b>	4.9078	4.9338	4.9789	4.8938	4.9329	5.0371	4.9385
<b>4</b>	4.9043	4.9125	4.9717	4.8750	4.9157	5.0240	4.9240
<b>5</b>	4.8667	4.9078	4.9550	4.8613	4.8914	5.0200	4.9081
<b>6</b>	4.8378	4.8750	4.8989	4.8275	4.8586	4.9771	4.8725
<b>7</b>	4.8078	4.8289	4.8443	4.7888	4.8200	4.9214	4.8297
<b>8</b>							
<b>9</b>							
<b>10</b>	4.8278	4.8530	4.8511	4.8150	4.8429	4.9300	4.8497
<b>11</b>	4.8489	4.8680	4.8738	4.8388	4.8714	4.9429	4.8690
<b>12</b>	4.8933	4.9025	4.9122	4.8829	4.9029	4.9871	4.9081
<b>13</b>	4.8556	4.8643	4.9000	4.8400	4.8657	4.9817	4.8757
<b>14</b>	4.9067	4.9133	4.9389	4.8900	4.9143	5.0200	4.9231
<b>15</b>							
<b>16</b>							
<b>17</b>	4.9511	4.9644	4.9767	4.9138	4.9417	5.0543	4.9634
<b>18</b>	4.9650	4.9833	4.9975	4.9363	4.9660	5.0743	4.9826
<b>19</b>	4.9488	4.9571	4.9538	4.8888	4.9586	5.0380	4.9545
<b>20</b>	5.0144	5.0413	5.0171	4.9763	5.0367	5.1060	5.0308
<b>21</b>	5.0033	5.0344	5.0213	4.9500	5.0200	5.0780	5.0181
<b>22</b>							
<b>23</b>							
<b>24</b>	5.0556	5.0913	5.0788	5.0075	5.0800	5.1067	5.0714
<b>25</b>	5.0263	5.0622	5.0344	4.9657	5.0317	5.0583	5.0349
<b>26</b>	5.0200	5.0640	5.0422	4.9800	5.0367	5.0960	5.0416
<b>27</b>	5.0667	5.1200	5.1111	5.0300	5.1000	5.1543	5.0971
<b>28</b>	5.0288	5.0713	5.0471	4.9600	5.0383	5.1440	5.0491
<b>29</b>							
<b>30</b>							
<b>31</b>	4.9850	5.0350	5.0529	4.9200	5.0033	5.1133	5.0156
	4.9391	4.9659	4.9742	4.9067	4.9537	5.0412	4.9599

**DAILY SOYBEAN RANGES FOR OCTOBER 1994**

	NW-1		NC-2		NE-3		SW-4		SC-5		SE-6	
	LOW	HIGH	LOW	HIGH	LOW	HIGH	LOW	HIGH	LOW	HIGH	LOW	HIGH
1												
2												
3	4.85	4.96	4.89	5.00	4.91	5.08	4.86	4.93	4.86	5.04	4.96	5.18
4	4.86	4.94	4.87	4.96	4.93	5.06	4.85	4.91	4.84	5.03	4.96	5.13
5	4.81	4.92	4.87	4.96	4.87	5.06	4.83	4.90	4.82	5.01	4.95	5.12
6	4.78	4.89	4.84	4.94	4.82	5.02	4.80	4.86	4.79	4.94	4.91	5.10
7	4.74	4.85	4.78	4.87	4.77	4.93	4.75	4.82	4.75	4.90	4.85	5.05
8												
9												
10	4.75	4.88	4.80	4.90	4.76	4.93	4.77	4.85	4.77	4.90	4.87	5.06
11	4.77	4.90	4.78	4.94	4.80	4.97	4.81	4.86	4.82	4.92	4.87	5.07
12	4.80	4.95	4.86	4.94	4.83	5.04	4.86	4.91	4.85	4.97	4.91	5.11
13	4.74	4.91	4.74	4.91	4.84	5.01	4.82	4.87	4.82	4.94	4.90	5.11
14	4.80	4.96	4.87	4.95	4.87	5.05	4.85	4.93	4.85	5.00	4.95	5.14
15												
16												
17	4.83	5.01	4.92	5.00	4.93	5.07	4.88	4.95	4.89	4.99	5.00	5.18
18	4.85	5.03	4.94	5.02	4.95	5.09	4.90	4.97	4.91	5.02	5.02	5.16
19	4.85	4.99	4.91	5.00	4.92	5.03	4.86	4.91	4.87	5.01	4.99	5.15
20	4.88	5.07	4.98	5.12	4.96	5.11	4.95	5.01	4.96	5.11	5.05	5.19
21	4.87	5.06	4.97	5.11	4.98	5.10	4.86	5.00	4.95	5.11	5.03	5.17
22												
23												
24	4.93	5.11	5.04	5.20	5.02	5.19	4.98	5.06	4.99	5.13	5.07	5.18
25	4.95	5.06	4.99	5.15	4.98	5.14	4.93	5.03	4.94	5.09	4.98	5.12
26	4.88	5.08	5.01	5.13	4.98	5.14	4.95	5.10	4.98	5.09	5.04	5.15
27	4.92	5.13	5.08	5.17	5.03	5.21	4.99	5.12	5.02	5.17	5.08	5.22
28	4.97	5.07	5.03	5.12	4.98	5.12	4.94	5.02	4.98	5.09	5.06	5.20
29												
30												
31	4.94	5.02	4.98	5.09	4.98	5.16	4.89	4.97	4.96	5.06	5.02	5.18
	4.9391		4.9659		4.9742		4.9067		4.9537		5.0412	
								STATE AVERAGE			4.9599	

Prepared by Iowa Department of Agriculture and Land Stewardship  
Agricultural Marketing Division, Des Moines, Iowa



## State Average Corn Prices for October 1994

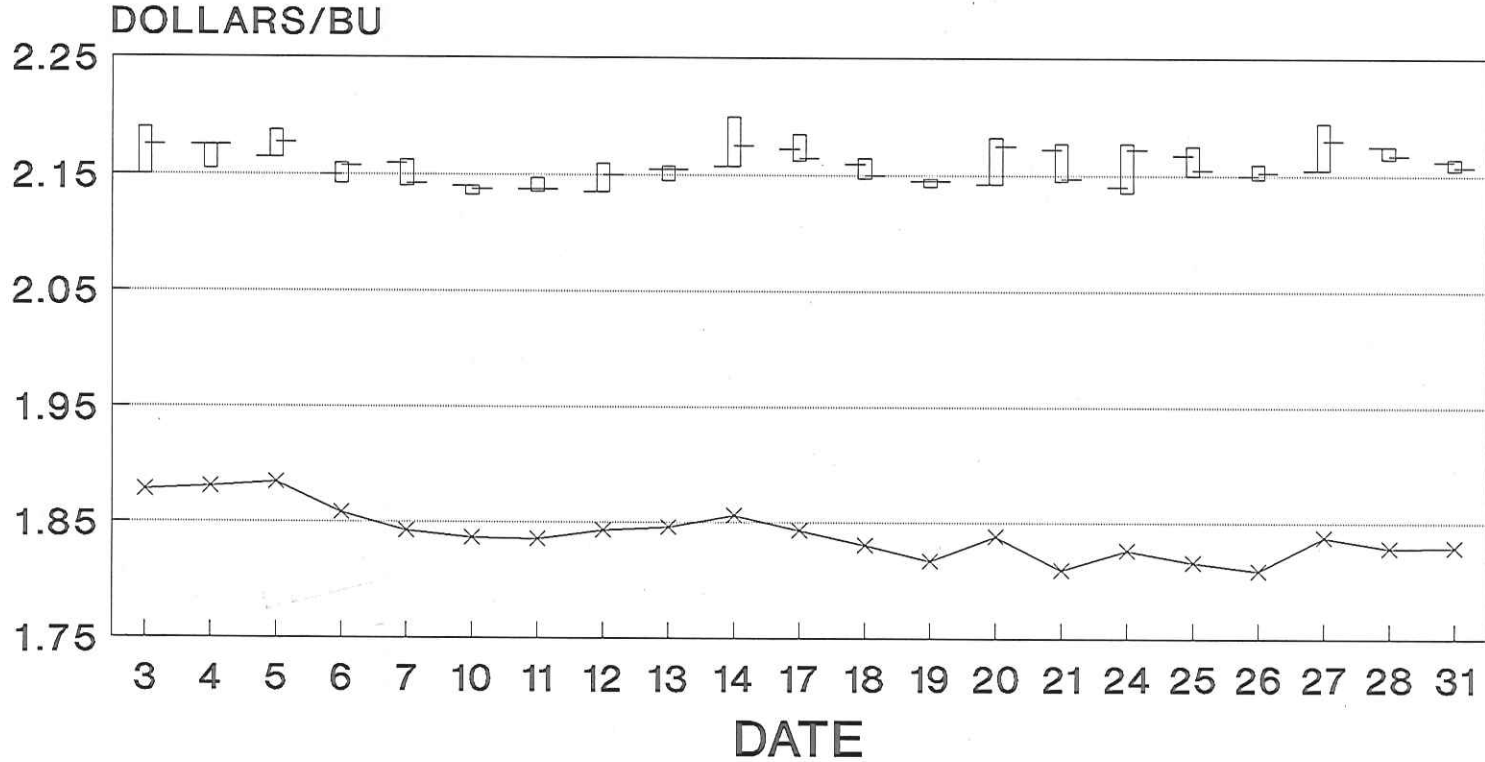
DATE	NW - I	NC-II	NE - III	SW - IV	SC - V	SE - VI	State Average
<b>1</b>							
<b>2</b>							
<b>3</b>	1.8433	1.8388	1.9167	1.8650	1.8986	1.9714	1.8779
<b>4</b>	1.8414	1.8450	1.9300	1.8650	1.8971	1.9660	1.8807
<b>5</b>	1.8367	1.8556	1.9113	1.8713	1.9043	1.9917	1.8842
<b>6</b>	1.8144	1.8338	1.8789	1.8513	1.8857	1.9471	1.8583
<b>7</b>	1.8011	1.8122	1.8729	1.8363	1.8686	1.9271	1.8425
<b>8</b>							
<b>9</b>							
<b>10</b>	1.7978	1.8130	1.8578	1.8263	1.8657	1.9157	1.8365
<b>11</b>	1.7978	1.8070	1.8538	1.8325	1.8514	1.9300	1.8354
<b>12</b>	1.8078	1.8113	1.8656	1.8429	1.8600	1.9343	1.8434
<b>13</b>	1.8122	1.8157	1.8600	1.8400	1.8600	1.9500	1.8460
<b>14</b>	1.8311	1.8344	1.8622	1.8575	1.8729	1.9250	1.8561
<b>15</b>							
<b>16</b>							
<b>17</b>	1.8178	1.8211	1.8478	1.8488	1.8633	1.9100	1.8433
<b>18</b>	1.8038	1.8133	1.8413	1.8275	1.8580	1.8814	1.8303
<b>19</b>	1.8063	1.8043	1.8150	1.8188	1.8371	1.8500	1.8170
<b>20</b>	1.8278	1.8325	1.8143	1.8463	1.8633	1.8760	1.8384
<b>21</b>	1.8000	1.8033	1.7963	1.8163	1.8460	1.8200	1.8091
<b>22</b>							
<b>23</b>							
<b>24</b>	1.8211	1.8175	1.8188	1.8313	1.8433	1.8450	1.8260
<b>25</b>	1.8075	1.8033	1.8222	1.8186	1.8417	1.8283	1.8160
<b>26</b>	1.7967	1.8040	1.7978	1.8133	1.8450	1.8240	1.8089
<b>27</b>	1.8256	1.8344	1.8293	1.8350	1.8743	1.8529	1.8377
<b>28</b>	1.8250	1.8263	1.7986	1.8300	1.8650	1.8540	1.8286
<b>29</b>							
<b>30</b>							
<b>31</b>	1.8138	1.8213	1.8071	1.8188	1.8633	1.8883	1.8288
	1.8157	1.8213	1.8475	1.8377	1.8650	1.8994	1.8402

**DAILY CORN RANGES FOR OCTOBER 1994**

	NW-1		NC-2		NE-3		SW-4		SC-5		SE-6	
	LOW	HIGH	LOW	HIGH	LOW	HIGH	LOW	HIGH	LOW	HIGH	LOW	HIGH
1												
2												
3	1.80	1.90	1.82	1.89	1.83	2.04	1.83	1.93	1.84	1.96	1.91	2.05
4	1.80	1.90	1.83	1.89	1.84	2.04	1.83	1.93	1.84	1.95	1.89	2.06
5	1.81	1.90	1.83	1.90	1.85	2.02	1.83	1.93	1.85	1.99	1.95	2.06
6	1.78	1.88	1.81	1.88	1.80	1.99	1.81	1.91	1.83	1.97	1.88	2.07
7	1.77	1.86	1.79	1.87	1.78	1.97	1.77	1.89	1.82	1.96	1.88	2.04
8												
9												
10	1.77	1.86	1.79	1.86	1.76	1.97	1.77	1.88	1.80	1.97	1.84	2.01
11	1.77	1.86	1.76	1.86	1.77	1.97	1.78	1.89	1.80	1.92	1.88	1.99
12	1.77	1.87	1.77	1.85	1.78	1.95	1.79	1.90	1.81	1.93	1.86	2.00
13	1.77	1.87	1.77	1.87	1.78	1.95	1.79	1.90	1.81	1.93	1.86	2.00
14	1.79	1.89	1.79	1.88	1.79	1.95	1.81	1.92	1.83	1.94	1.88	2.01
15												
16												
17	1.77	1.88	1.79	1.84	1.76	1.94	1.80	1.91	1.83	1.93	1.85	2.00
18	1.76	1.87	1.78	1.84	1.76	1.91	1.78	1.90	1.81	1.91	1.81	1.97
19	1.77	1.86	1.78	1.83	1.75	1.91	1.76	1.89	1.78	1.88	1.76	1.97
20	1.77	1.89	1.81	1.86	1.77	1.85	1.79	1.92	1.82	1.91	1.78	1.99
21	1.74	1.86	1.76	1.83	1.73	1.88	1.76	1.89	1.80	1.88	1.75	1.94
22												
23												
24	1.76	1.89	1.79	1.84	1.73	1.90	1.78	1.90	1.81	1.90	1.79	1.93
25	1.78	1.87	1.77	1.85	1.73	2.00	1.76	1.88	1.79	1.89	1.78	1.90
26	1.72	1.87	1.78	1.83	1.72	1.88	1.76	1.87	1.80	1.90	1.78	1.86
27	1.75	1.90	1.80	1.87	1.78	1.90	1.79	1.89	1.82	1.92	1.78	1.91
28	1.80	1.89	1.79	1.86	1.76	1.82	1.79	1.88	1.79	1.91	1.78	1.95
29												
30												
31	1.79	1.88	1.78	1.86	1.75	1.91	1.78	1.87	1.82	1.91	1.85	1.93
	1.8157		1.8213		1.8475		1.8377		1.8650		1.8994	
								STATE AVERAGE			1.8402	

Prepared by Iowa Department of Agriculture and Land Stewardship  
Agricultural Marketing Division, Des Moines, Iowa

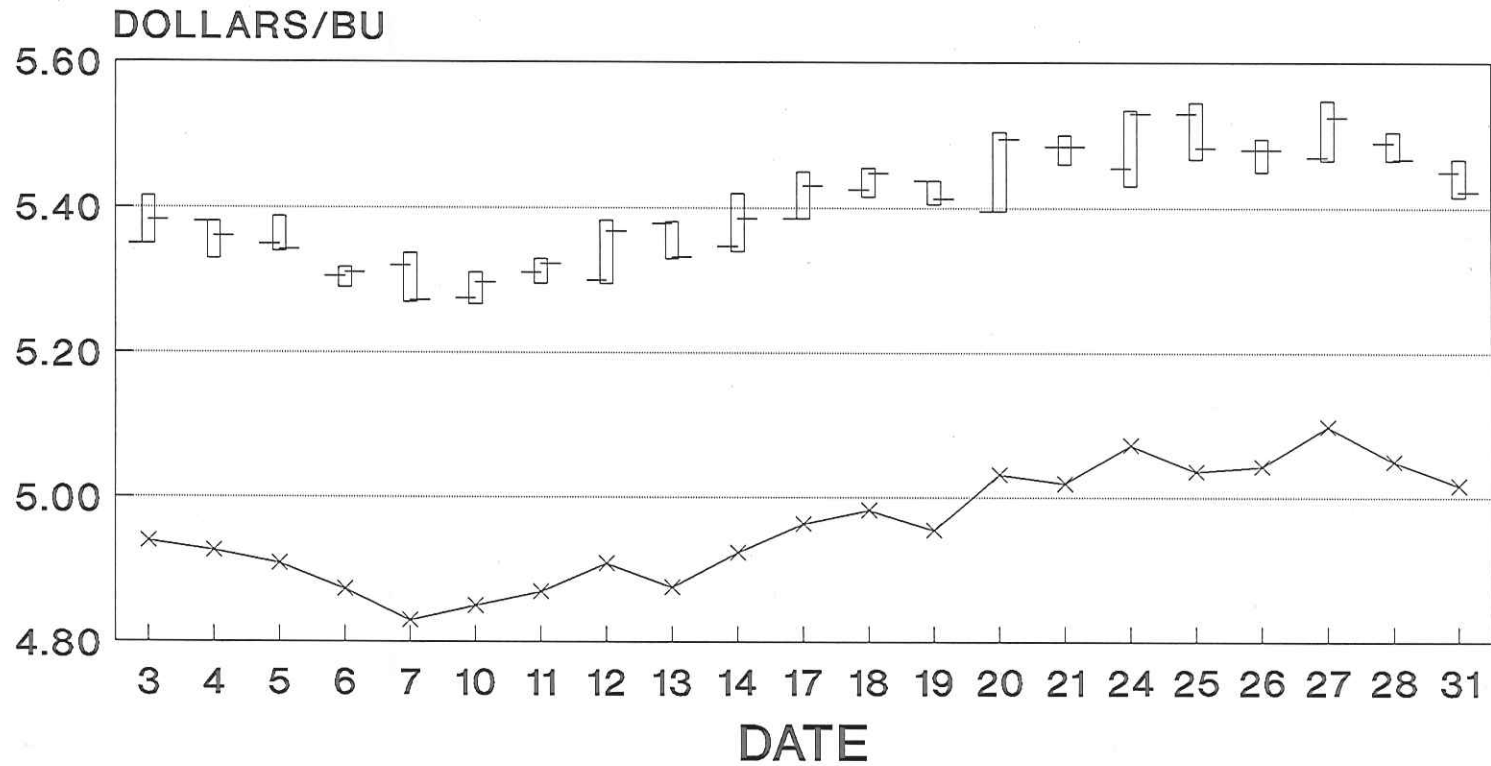
# OCTOBER CORN CBOT 1994



High   
  Low   
  Close   
  Open   
  — x — STATE AVERAGE

# OCTOBER SOYBEANS

## CBOT 1994



High
  Low
  Close
  Open
  STATE AVERAGE

## State Average Bean Prices for November 1994

DATE	NW-I	NC-II	NE-III	SW-IV	SC-V	SE-VI	State Average
<b>1</b>	4.9950	5.0488	5.0988	4.9300	5.0083	5.1567	5.0337
<b>2</b>	5.0133	5.0838	5.1850	4.9643	5.0500	5.2317	5.0753
<b>3</b>	5.0411	5.1222	5.1722	4.9900	5.0833	5.2457	5.1014
<b>4</b>	5.0844	5.1722	5.2111	5.0450	5.1529	5.3067	5.1527
<b>5</b>							
<b>6</b>							
<b>7</b>	5.1538	5.2288	5.2563	5.1000	5.2329	5.3300	5.2093
<b>8</b>	5.1800	5.2744	5.3038	5.1443	5.2650	5.3529	5.2470
<b>9</b>	5.2156	5.3150	5.3411	5.1900	5.3071	5.4014	5.2879
<b>10</b>	5.1900	5.2975	5.3163	5.1688	5.2800	5.3850	5.2667
<b>11</b>	5.1322	5.2367	5.2422	5.1150	5.2171	5.3186	5.2053
<b>12</b>							
<b>13</b>							
<b>14</b>	5.1778	5.2850	5.3038	5.1625	5.2657	5.3843	5.2562
<b>15</b>	5.2300	5.3233	5.3788	5.2038	5.3129	5.4529	5.3057
<b>16</b>	5.2189	5.2975	5.3667	5.1888	5.2986	5.4443	5.2889
<b>17</b>	5.2613	5.3490	5.4200	5.2350	5.3517	5.5043	5.3391
<b>18</b>	5.2789	5.3600	5.4289	5.2400	5.3714	5.5071	5.3504
<b>19</b>							
<b>20</b>							
<b>21</b>	5.2189	5.2988	5.3857	5.1800	5.3083	5.4450	5.2911
<b>22</b>	5.2444	5.3186	5.3889	5.2125	5.3083	5.4800	5.3119
<b>23</b>	5.2433	5.3100	5.3763	5.2186	5.3367	5.4557	5.3085
<b>24</b>	THANKSGIVING HOLIDAY						
<b>25</b>	5.2700	5.3400	5.4150	5.2514	5.3600	5.4786	5.3376
<b>26</b>							
<b>27</b>							
<b>28</b>	5.3278	5.3988	5.4543	5.3025	5.4057	5.5429	5.3925
<b>29</b>	5.2956	5.3640	5.4238	5.2825	5.3600	5.5043	5.3592
<b>30</b>	5.2356	5.2971	5.3663	5.2400	5.3000	5.4329	5.2983
	5.1908	5.2724	5.3255	5.1602	5.2655	5.3981	5.2580

**DAILY SOYBEAN RANGES FOR NOVEMBER 1994**

	NW-1		NC-2		NE-3		SW-4		SC-5		SE-6	
	LOW	HIGH	LOW	HIGH	LOW	HIGH	LOW	HIGH	LOW	HIGH	LOW	HIGH
<b>1</b>	4.94	5.05	5.02	5.09	5.00	5.22	4.87	5.03	4.96	5.06	5.09	5.21
<b>2</b>	4.90	5.09	5.04	5.13	5.09	5.32	4.90	5.09	4.99	5.10	5.18	5.31
<b>3</b>	4.92	5.11	5.08	5.15	5.10	5.29	4.91	5.11	5.03	5.16	5.19	5.33
<b>4</b>	4.96	5.17	5.12	5.22	5.12	5.33	4.95	5.17	5.08	5.24	5.24	5.39
<b>5</b>												
<b>6</b>												
<b>7</b>	5.12	5.22	5.20	5.31	5.16	5.36	4.99	5.23	5.15	5.30	5.28	5.42
<b>8</b>	5.07	5.29	5.23	5.34	5.19	5.40	5.02	5.29	5.20	5.32	5.29	5.45
<b>9</b>	5.10	5.32	5.26	5.37	5.25	5.45	5.05	5.32	5.23	5.36	5.34	5.48
<b>10</b>	5.07	5.29	5.23	5.36	5.20	5.43	5.04	5.31	5.22	5.34	5.34	5.47
<b>11</b>	5.01	5.23	5.17	5.29	5.12	5.35	5.00	5.25	5.14	5.27	5.26	5.42
<b>12</b>												
<b>13</b>												
<b>14</b>	5.09	5.27	5.25	5.33	5.20	5.45	5.04	5.29	5.20	5.31	5.31	5.45
<b>15</b>	5.15	5.32	5.29	5.37	5.28	5.53	5.07	5.34	5.23	5.38	5.38	5.54
<b>16</b>	5.13	5.30	5.24	5.34	5.25	5.53	5.05	5.32	5.21	5.39	5.38	5.55
<b>17</b>	5.17	5.34	5.28	5.38	5.29	5.58	5.10	5.36	5.28	5.44	5.44	5.58
<b>18</b>	5.18	5.35	5.30	5.39	5.33	5.57	5.11	5.37	5.29	5.48	5.44	5.59
<b>19</b>												
<b>20</b>												
<b>21</b>	5.13	5.30	5.23	5.35	5.31	5.51	5.07	5.32	5.23	5.41	5.39	5.50
<b>22</b>	5.15	5.32	5.25	5.37	5.29	5.52	5.11	5.34	5.24	5.38	5.40	5.58
<b>23</b>	5.16	5.32	5.25	5.36	5.27	5.51	5.11	5.33	5.24	5.43	5.37	5.57
<b>24</b>	THANKSGIVING HOLIDAY											
<b>25</b>	5.19	5.34	5.28	5.40	5.30	5.53	5.17	5.36	5.26	5.46	5.41	5.57
<b>26</b>												
<b>27</b>												
<b>28</b>	5.25	5.40	5.33	5.45	5.34	5.59	5.23	5.42	5.32	5.52	5.48	5.63
<b>29</b>	5.21	5.36	5.30	5.41	5.32	5.55	5.22	5.38	5.29	5.41	5.44	5.60
<b>30</b>	5.18	5.29	5.24	5.35	5.27	5.47	5.18	5.32	5.23	5.35	5.37	5.54
	5.191		5.272		5.325		5.160		5.266		5.398	
									STATE AVERAGE		5.258	

Prepared by Iowa Department of Agriculture and Land Stewardship  
Agricultural Marketing Division, Des Moines, Iowa

## State Average Corn Prices for November 1994

DATE	NW - I	NC-II	NE - III	SW - IV	SC - V	SE - VI	State Average
<b>1</b>	1.8188	1.8300	1.8350	1.8113	1.8650	1.9067	1.8383
<b>2</b>	1.8144	1.8350	1.8738	1.8129	1.8667	1.9317	1.8488
<b>3</b>	1.8089	1.8344	1.8611	1.8050	1.8617	1.9314	1.8438
<b>4</b>	1.8167	1.8500	1.8622	1.8175	1.8789	1.9617	1.8569
<b>5</b>							
<b>6</b>							
<b>7</b>	1.8325	1.8638	1.8800	1.8263	1.8900	1.9700	1.8701
<b>8</b>	1.8278	1.8656	1.8925	1.8343	1.8933	1.9600	1.8720
<b>9</b>	1.8489	1.8930	1.9189	1.8513	1.9171	1.9857	1.8960
<b>10</b>	1.8622	1.9038	1.9163	1.8663	1.9350	1.9800	1.9043
<b>11</b>	1.8444	1.8911	1.8933	1.8450	1.9100	1.9614	1.8858
<b>12</b>							
<b>13</b>							
<b>14</b>	1.8400	1.9050	1.9050	1.8425	1.9043	1.9586	1.8896
<b>15</b>	1.8499	1.9044	1.9225	1.8413	1.9100	1.9743	1.8966
<b>16</b>	1.8511	1.9025	1.9378	1.8513	1.9229	1.9871	1.9030
<b>17</b>	1.8625	1.9150	1.9650	1.8663	1.9433	2.0143	1.9206
<b>18</b>	1.8622	1.9260	1.9656	1.8613	1.9357	2.0271	1.9239
<b>19</b>							
<b>20</b>							
<b>21</b>	1.8578	1.9175	1.9871	1.8575	1.9600	2.0183	1.9249
<b>22</b>	1.8489	1.9186	1.9700	1.8678	1.9417	2.0286	1.9215
<b>23</b>	1.8333	1.8963	1.9350	1.8443	1.9267	1.9886	1.8968
<b>24</b>	THANKSGIVING HOLIDAY						
<b>25</b>	1.8457	1.9038	1.9467	1.8500	1.9440	1.9957	1.9066
<b>26</b>							
<b>27</b>							
<b>28</b>	1.8422	1.9075	1.9500	1.8538	1.9400	2.0114	1.9095
<b>29</b>	1.8389	1.9100	1.9600	1.8625	1.9517	2.0286	1.9156
<b>30</b>	1.8533	1.9171	1.9700	1.8775	1.9583	2.0471	1.9271
	1.8410	1.8900	1.9213	1.8450	1.9170	1.9842	1.8930

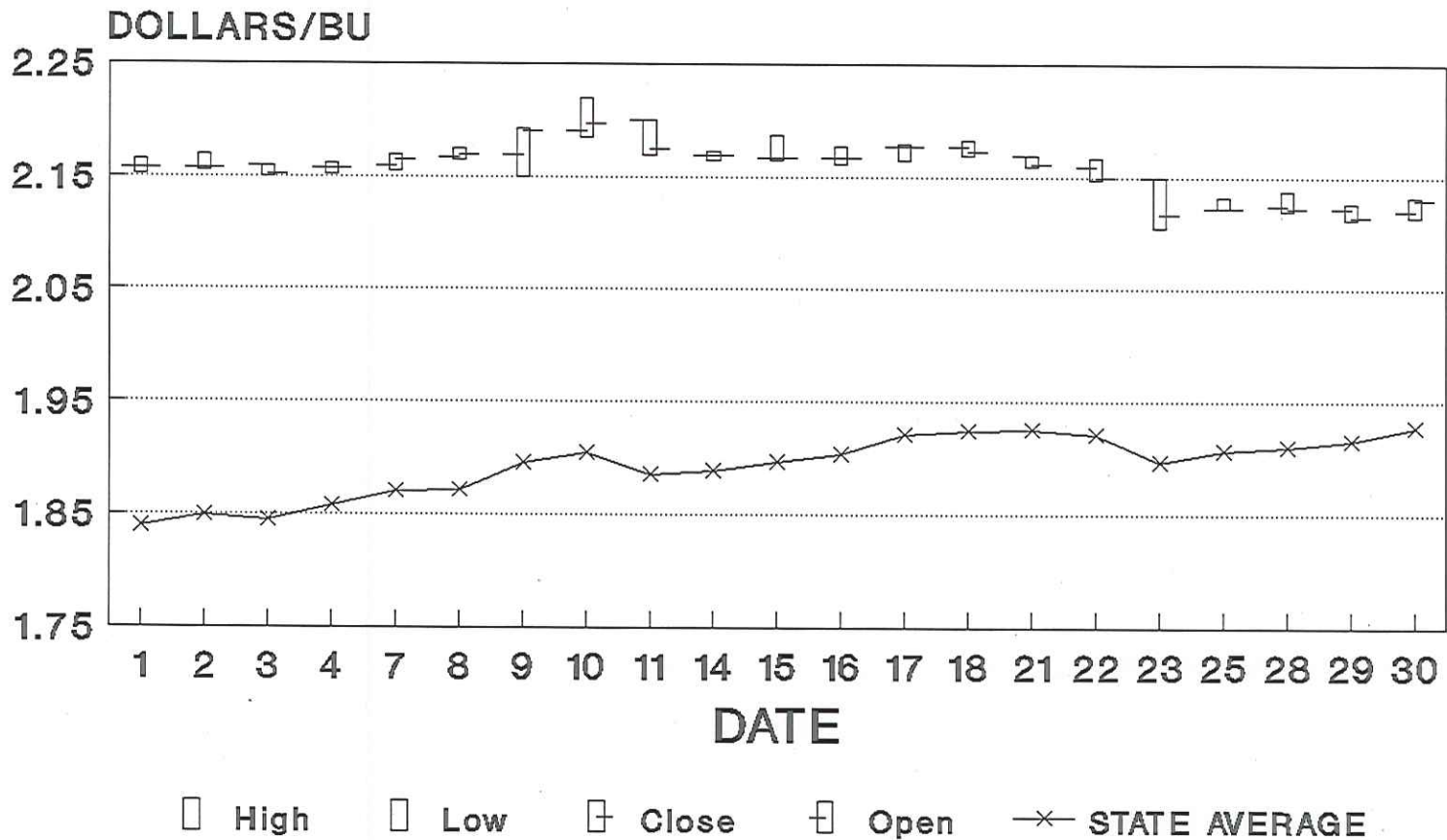
**DAILY CORN RANGES FOR NOVEMBER 1994**

	NW-1		NC-2		NE-3		SW-4		SC-5		SE-6	
	LOW	HIGH	LOW	HIGH	LOW	HIGH	LOW	HIGH	LOW	HIGH	LOW	HIGH
<b>1</b>	1.79	1.88	1.81	1.87	1.79	1.97	1.78	1.84	1.83	1.91	1.88	1.94
<b>2</b>	1.77	1.88	1.81	1.87	1.80	1.98	1.78	1.84	1.83	1.91	1.90	2.00
<b>3</b>	1.76	1.87	1.81	1.87	1.80	1.96	1.78	1.83	1.83	1.90	1.88	2.02
<b>4</b>	1.77	1.88	1.81	1.89	1.80	1.96	1.78	1.86	1.85	1.91	1.93	2.01
<b>5</b>												
<b>6</b>												
<b>7</b>	1.81	1.89	1.84	1.90	1.81	1.99	1.79	1.87	1.85	1.94	1.94	2.02
<b>8</b>	1.78	1.89	1.84	1.90	1.81	1.99	1.80	1.88	1.86	1.94	1.92	2.02
<b>9</b>	1.81	1.91	1.87	1.93	1.84	2.00	1.82	1.90	1.88	1.97	1.94	2.05
<b>10</b>	1.82	1.92	1.88	1.94	1.82	2.00	1.83	1.93	1.91	1.98	1.93	2.06
<b>11</b>	1.80	1.90	1.86	1.92	1.79	1.98	1.81	1.91	1.88	1.95	1.92	2.05
<b>12</b>												
<b>13</b>												
<b>14</b>	1.79	1.89	1.86	1.95	1.83	2.00	1.81	1.90	1.88	1.95	1.92	2.03
<b>15</b>	1.79	1.90	1.88	1.93	1.85	2.02	1.81	1.90	1.88	1.95	1.92	2.04
<b>16</b>	1.80	1.90	1.88	1.93	1.85	2.03	1.82	1.90	1.90	1.95	1.93	2.06
<b>17</b>	1.80	1.92	1.89	1.94	1.87	2.06	1.83	1.93	1.92	1.97	1.95	2.08
<b>18</b>	1.79	1.91	1.90	1.95	1.88	2.06	1.83	1.92	1.91	1.97	1.97	2.11
<b>19</b>												
<b>20</b>												
<b>21</b>	1.78	1.90	1.89	1.97	1.91	2.08	1.83	1.91	1.92	2.07	1.97	2.05
<b>22</b>	1.77	1.90	1.89	1.96	1.87	2.06	1.83	1.92	1.82	2.06	2.00	2.09
<b>23</b>	1.75	1.90	1.86	1.93	1.84	2.03	1.81	1.89	1.85	2.03	1.93	2.06
<b>24</b>	THANKSGIVING HOLIDAY											
<b>25</b>	1.82	1.88	1.88	1.94	1.85	2.04	1.82	1.89	1.91	2.03	1.93	2.05
<b>26</b>												
<b>27</b>												
<b>28</b>	1.76	1.88	1.88	1.94	1.83	2.05	1.82	1.89	1.91	2.03	1.97	2.06
<b>29</b>	1.76	1.88	1.87	1.94	1.85	2.07	1.82	1.91	1.92	2.03	1.98	2.08
<b>30</b>	1.77	1.90	1.89	1.95	1.84	2.07	1.84	1.92	1.92	2.04	2.00	2.10
	1.841		1.890		1.921		1.845		1.917		1.984	
									STATE AVERAGE		1.893	

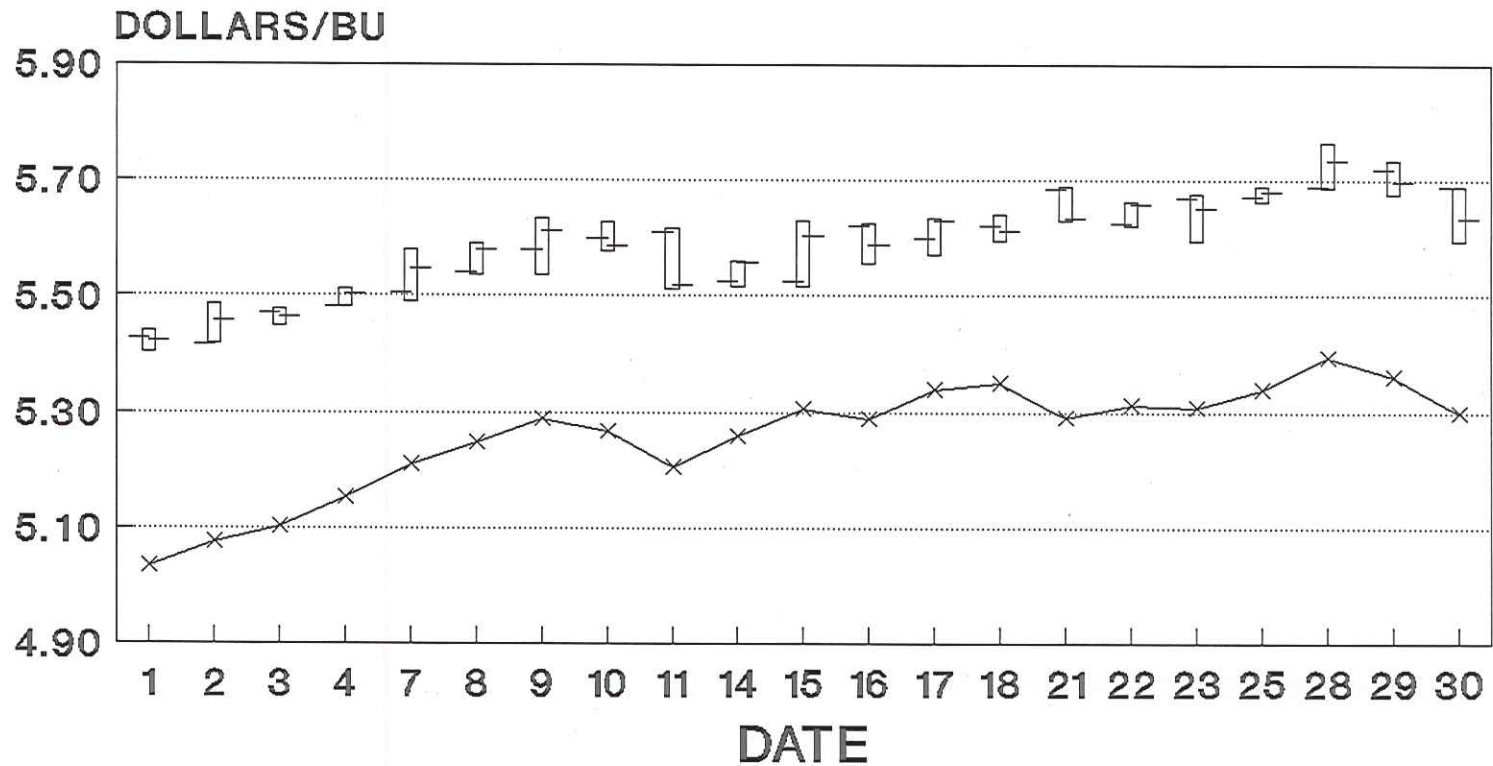
Prepared by Iowa Department of Agriculture and Land Stewardship  
Agricultural Marketing Division, Des Moines, Iowa



# NOVEMBER CORN CBOT 1994



# NOVEMBER SOYBEANS CBOT 1994



High  
  Low  
  Close  
  Open  
  STATE AVERAGE

CHANGED TO JANUARY FUTURES 11/21/94

## State Average Bean Prices for December 1994

DATE	NW-I	NC-II	NE-III	SW-IV	SC-V	SE-VI	State Average
<b>1</b>	5.1744	5.2300	5.2667	5.1713	5.2500	5.3443	5.2283
<b>2</b>	5.2422	5.2975	5.3189	5.2313	5.3043	5.4057	5.2913
<b>3</b>							
<b>4</b>							
<b>5</b>	5.2488	5.2867	5.3325	5.2275	5.3000	5.4229	5.2913
<b>6</b>	5.2044	5.2460	5.2933	5.1925	5.2614	5.3914	5.2521
<b>7</b>	5.2144	5.2570	5.3011	5.2050	5.2757	5.4114	5.2641
<b>8</b>	5.2478	5.2856	5.3343	5.2388	5.3129	5.4557	5.2974
<b>9</b>	5.2656	5.3013	5.3511	5.2663	5.3314	5.4733	5.3158
<b>10</b>							
<b>11</b>							
<b>12</b>	5.2833	5.3100	5.3567	5.2725	5.3414	5.4414	5.3214
<b>13</b>	5.2813	5.3056	5.3429	5.2663	5.3329	5.4317	5.3153
<b>14</b>	5.2489	5.2775	5.3175	5.2425	5.3014	5.4086	5.2874
<b>15</b>	5.2763	5.3022	5.3300	5.2613	5.3243	5.4250	5.3095
<b>16</b>	5.2971	5.3300	5.3375	5.2886	5.3557	5.4457	5.3334
<b>17</b>							
<b>18</b>							
<b>19</b>	5.2367	5.2613	5.2838	5.2300	5.3014	5.3971	5.2729
<b>20</b>	5.2556	5.2830	5.2889	5.2425	5.2933	5.4171	5.2879
<b>21</b>	5.2833	5.3140	5.3225	5.2843	5.3543	5.4571	5.3240
<b>22</b>	5.2822	5.3133	5.3225	5.2857	5.3650	5.4571	5.3248
<b>23</b>	5.3175	5.3529	5.3533	5.3188	5.3740	5.4940	5.3583
<b>24</b>							
<b>25</b>							
<b>26</b>	CHRISTMAS HOLIDAY						
<b>27</b>	5.2967	5.3330	5.3489	5.3000	5.3714	5.4657	5.3408
<b>28</b>	5.2622	5.2900	5.3078	5.2700	5.3343	5.4129	5.3011
<b>29</b>	5.2122	5.2450	5.2713	5.2214	5.2983	5.3971	5.2595
<b>30</b>	5.1411	5.1871	5.2033	5.1586	5.2200	5.3160	5.1926
<b>31</b>							
	5.2510	5.2861	5.3136	5.2464	5.3145	5.4224	5.2938

**DAILY SOYBEAN RANGES FOR DECEMBER 1994**

	NW-1		NC-2		NE-3		SW-4		SC-5		SE-6	
	LOW	HIGH	LOW	HIGH	LOW	HIGH	LOW	HIGH	LOW	HIGH	LOW	HIGH
<b>1</b>	5.11	5.25	5.17	5.28	5.18	5.38	5.12	5.27	5.17	5.34	5.27	5.45
<b>2</b>	5.16	5.30	5.25	5.34	5.22	5.44	5.18	5.33	5.23	5.37	5.33	5.50
<b>3</b>												
<b>4</b>												
<b>5</b>	5.18	5.29	5.23	5.33	5.20	5.50	5.17	5.32	5.22	5.36	5.37	5.50
<b>6</b>	5.14	5.26	5.20	5.29	5.15	5.45	5.13	5.30	5.17	5.35	5.33	5.48
<b>7</b>	5.15	5.28	5.21	5.30	5.18	5.47	5.16	5.30	5.18	5.38	5.34	5.49
<b>8</b>	5.18	5.31	5.24	5.33	5.23	5.50	5.19	5.34	5.25	5.41	5.39	5.54
<b>9</b>	5.20	5.33	5.26	5.35	5.24	5.49	5.21	5.36	5.27	5.43	5.39	5.57
<b>10</b>												
<b>11</b>												
<b>12</b>	5.21	5.34	5.26	5.36	5.27	5.51	5.22	5.37	5.28	5.44	5.38	5.57
<b>13</b>	5.21	5.33	5.21	5.33	5.26	5.44	5.21	5.36	5.27	5.44	5.38	5.50
<b>14</b>	5.17	5.30	5.23	5.31	5.25	5.41	5.19	5.33	5.24	5.42	5.38	5.47
<b>15</b>	5.19	5.32	5.24	5.35	5.26	5.43	5.21	5.35	5.26	5.44	5.39	5.48
<b>16</b>	5.20	5.35	5.28	5.37	5.21	5.43	5.24	5.38	5.30	5.47	5.41	5.52
<b>17</b>												
<b>18</b>												
<b>19</b>	5.16	5.29	5.21	5.30	5.23	5.39	5.19	5.30	5.25	5.42	5.36	5.45
<b>20</b>	5.19	5.31	5.22	5.33	5.24	5.39	5.19	5.33	5.26	5.33	5.37	5.51
<b>21</b>	5.22	5.34	5.26	5.36	5.28	5.43	5.23	5.36	5.29	5.46	5.42	5.54
<b>22</b>	5.22	5.34	5.26	5.37	5.26	5.43	5.24	5.36	5.32	5.46	5.41	5.55
<b>23</b>	5.26	5.38	5.32	5.40	5.30	5.46	5.27	5.40	5.34	5.41	5.45	5.57
<b>24</b>												
<b>25</b>												
<b>26</b>	CHRISTMAS HOLIDAY											
<b>27</b>	5.23	5.36	5.30	5.39	5.28	5.46	5.24	5.39	5.32	5.49	5.42	5.55
<b>28</b>	5.19	5.34	5.25	5.34	5.22	5.42	5.21	5.34	5.28	5.45	5.37	5.48
<b>29</b>	5.11	5.28	5.21	5.30	5.20	5.39	5.17	5.29	5.25	5.40	5.33	5.50
<b>30</b>	5.05	5.21	5.14	5.23	5.15	5.33	5.10	5.23	5.19	5.24	5.26	5.37
<b>31</b>												
	5.251		5.286		5.314		5.246		5.314		5.422	
									STATE AVERAGE		5.294	

Prepared by Iowa Department of Agriculture and Land Stewardship  
Agricultural Marketing Division, Des Moines, Iowa

## State Average Corn Prices for December 1994

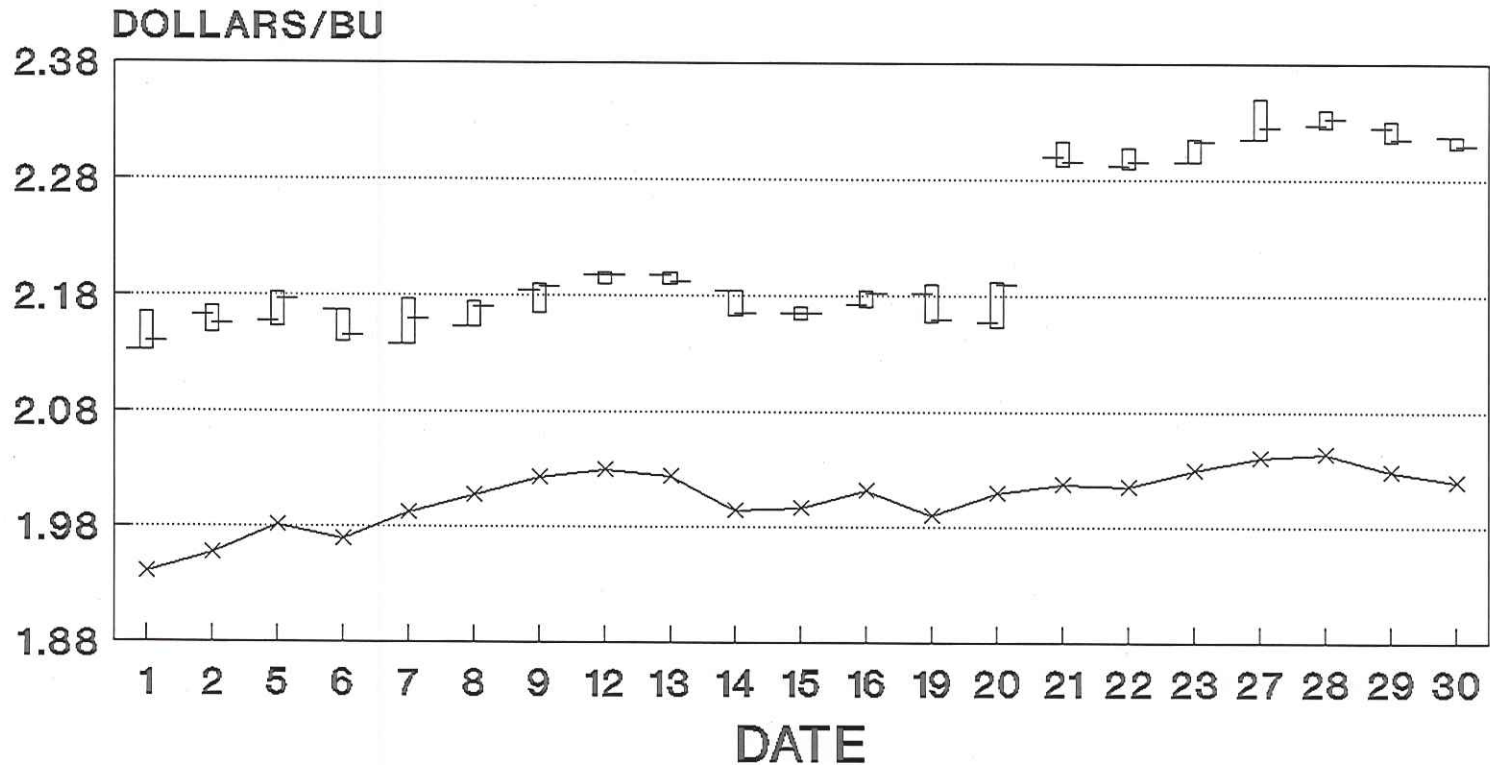
DATE	NW - I	NC-II	NE - III	SW - IV	SC - V	SE - VI	State Average
<b>1</b>	1.8722	1.9350	1.9722	1.8938	1.9700	2.0571	1.9408
<b>2</b>	1.8967	1.9475	1.9911	1.9138	1.9829	2.0643	1.9572
<b>3</b>							
<b>4</b>							
<b>5</b>	1.9200	1.9678	2.0175	1.9450	2.0114	2.0814	1.9811
<b>6</b>	1.9111	1.9570	1.9933	1.9313	1.9971	2.0771	1.9684
<b>7</b>	1.9344	1.9820	2.0156	1.9563	2.0214	2.1000	1.9923
<b>8</b>	1.9478	1.9944	2.0329	1.9763	2.0357	2.1157	2.0074
<b>9</b>	1.9611	2.0100	2.0489	1.9963	2.0414	2.1367	2.0229
<b>10</b>							
<b>11</b>							
<b>12</b>	1.9756	2.0167	2.0444	2.0000	2.0514	2.1400	2.0288
<b>13</b>	1.9713	2.0133	2.0371	2.0075	2.0443	2.1183	2.0235
<b>14</b>	1.9444	1.9825	2.0100	1.9775	2.0129	2.0843	1.9938
<b>15</b>	1.9475	1.9900	2.0075	1.9800	2.0143	2.0817	1.9963
<b>16</b>	1.9614	2.0056	2.0163	2.0029	2.0371	2.0943	2.0117
<b>17</b>							
<b>18</b>							
<b>19</b>	1.9422	1.9775	2.0063	1.9763	2.0071	2.0757	1.9896
<b>20</b>	1.9667	2.0030	2.0133	1.9938	2.0217	2.0943	2.0088
<b>21</b>	1.9700	2.0110	2.0263	2.0057	2.0329	2.1000	2.0173
<b>22</b>	1.9700	2.0089	2.0163	2.0043	2.0371	2.0986	2.0150
<b>23</b>	1.9788	2.0257	2.0250	2.0200	2.0540	2.1180	2.0290
<b>24</b>							
<b>25</b>	CHRISTMAS						
<b>26</b>	CHRISTMAS OBSERVED						
<b>27</b>	1.9956	2.0340	2.0411	2.0300	2.0671	2.1200	2.0403
<b>28</b>	1.9989	2.0380	2.0389	2.0300	2.0800	2.1271	2.0437
<b>29</b>	1.9800	2.0210	2.0225	2.0200	2.0617	2.1129	2.0276
<b>30</b>	1.9744	2.0100	2.0122	2.0143	2.0425	2.1100	2.0188
<b>31</b>							
	1.9533	1.9967	2.0185	1.9845	2.0297	2.1004	2.0054

**DAILY CORN RANGES FOR DECEMBER 1994**

	NW-1		NC-2		NE-3		SW-4		SC-5		SE-6	
	LOW	HIGH	LOW	HIGH	LOW	HIGH	LOW	HIGH	LOW	HIGH	LOW	HIGH
<b>1</b>	1.83	1.91	1.90	1.97	1.86	2.08	1.85	1.95	1.94	2.05	2.00	2.12
<b>2</b>	1.82	1.93	1.92	1.97	1.88	2.10	1.87	1.97	1.96	2.05	2.02	2.13
<b>3</b>												
<b>4</b>												
<b>5</b>	1.84	1.95	1.93	1.99	1.91	2.12	1.90	1.99	1.98	2.08	2.04	2.13
<b>6</b>	1.82	1.94	1.92	1.98	1.89	2.10	1.88	1.98	1.96	2.07	2.04	2.14
<b>7</b>	1.84	1.96	1.94	2.00	1.92	2.12	1.91	2.02	1.98	2.08	2.06	2.15
<b>8</b>	1.84	2.00	1.98	2.01	1.93	2.16	1.92	2.03	2.00	2.09	2.07	2.17
<b>9</b>	1.88	2.00	1.98	2.04	1.94	2.16	1.94	2.04	2.00	2.09	2.08	2.21
<b>10</b>												
<b>11</b>												
<b>12</b>	1.89	2.00	1.97	2.05	1.94	2.16	1.90	2.05	2.01	2.10	2.08	2.23
<b>13</b>	1.88	2.00	1.88	2.00	1.95	2.13	1.97	2.06	2.00	2.08	2.07	2.16
<b>14</b>	1.85	1.98	1.96	2.01	1.91	2.11	1.94	2.03	1.96	2.07	2.05	2.14
<b>15</b>	1.86	1.99	1.96	2.00	1.90	2.11	1.94	2.03	1.97	2.07	2.05	2.13
<b>16</b>	1.88	2.00	1.97	2.02	1.93	2.12	1.97	2.05	1.98	2.09	2.07	2.14
<b>17</b>												
<b>18</b>												
<b>19</b>	1.86	1.97	1.94	1.99	1.91	2.11	1.95	2.03	1.95	2.06	2.04	2.13
<b>20</b>	1.89	2.01	1.96	2.02	1.93	2.11	1.96	2.05	1.98	2.06	2.06	2.15
<b>21</b>	1.90	2.01	1.98	2.02	1.95	2.12	1.98	2.05	1.98	2.09	2.06	2.16
<b>22</b>	1.90	2.01	1.98	2.02	1.95	2.11	1.98	2.05	1.99	2.09	2.07	2.14
<b>23</b>	1.92	2.03	2.00	2.04	1.97	2.12	1.99	2.07	2.01	2.11	2.09	2.15
<b>24</b>												
<b>25</b>												
<b>26</b>	CHRISTMAS HOLIDAY											
<b>27</b>	1.93	2.04	2.01	2.04	1.98	2.12	1.99	2.09	2.03	2.12	2.09	2.17
<b>28</b>	1.93	2.05	2.01	2.06	1.97	2.12	1.97	2.10	2.03	2.13	2.10	2.18
<b>29</b>	1.92	2.03	2.00	2.04	1.98	2.10	1.97	2.09	2.02	2.11	2.08	2.14
<b>30</b>	1.91	2.02	1.99	2.03	1.95	2.09	1.97	2.09	2.01	2.10	2.07	2.14
<b>31</b>												
	1.953		1.997		2.019		1.985		2.030		2.100	
								STATE AVERAGE			2.005	

Prepared by Iowa Department of Agriculture and Land Stewardship  
Agricultural Marketing Division, Des Moines, Iowa

# DECEMBER CORN CBOT 1994

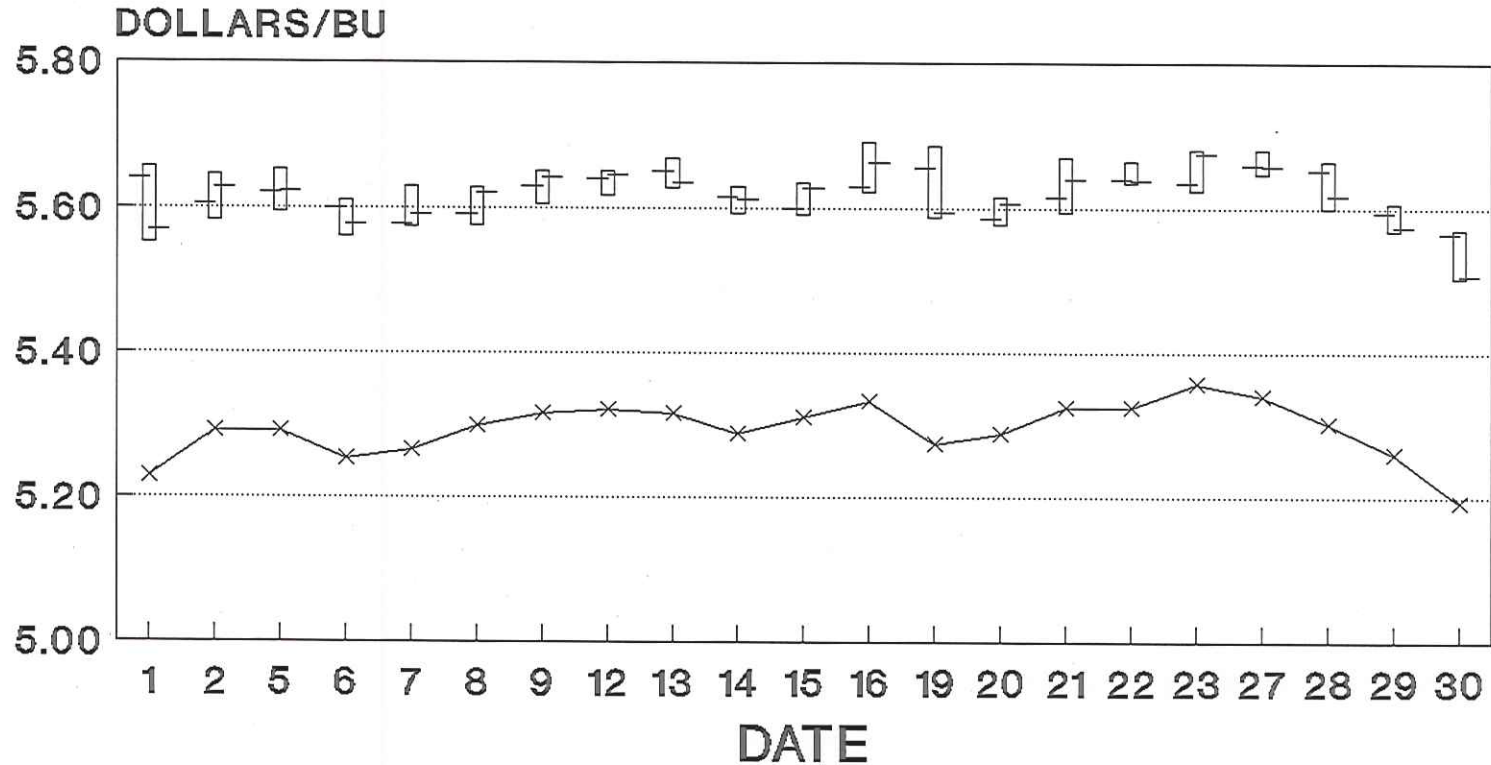


□ High   □ Low   □ Close   □ Open   —\*— STATE AVERAGE

CHANGED TO MARCH FUTURES 12/21/94

# DECEMBER SOYBEANS

## CBOT 1994



□ High    □ Low    □ Close    □ Open    —\*— STATE AVERAGE

JANUARY FUTURES