

## IOWA STATE AVERAGE BEAN PRICES FOR APRIL 2010

	NW - I	NC - II	NE - III	SW - IV	SC - V	SE - VI	State Average
<b>1</b>	8.8943	8.9130	8.9589	8.9386	8.9629	9.0429	8.9390
<b>2</b>							
<b>3</b>							
<b>4</b>							
<b>5</b>	8.8414	8.8520	8.8833	8.9014	8.9029	8.9500	8.8774
<b>6</b>	8.9229	8.9410	8.9556	8.9957	8.9900	9.0300	8.9621
<b>7</b>	9.0029	9.0200	9.0211	9.0900	9.0700	9.0771	9.0380
<b>8</b>	8.9743	8.9610	8.9575	9.0457	9.0100	9.0286	8.9878
<b>9</b>	9.0329	9.0160	9.0311	9.1071	9.0629	9.0886	9.0472
<b>10</b>							
<b>11</b>							
<b>12</b>	9.1171	9.0970	9.1178	9.1871	9.1514	9.1929	9.1330
<b>13</b>	9.2071	9.1770	9.1825	9.2829	9.2314	9.2733	9.2153
<b>14</b>	9.2329	9.1890	9.2067	9.2929	9.2400	9.2943	9.2321
<b>15</b>	9.3814	9.3430	9.3544	9.4557	9.3957	9.4414	9.3847
<b>16</b>	9.3929	9.3500	9.3822	9.4686	9.3914	9.4586	9.3962
<b>17</b>							
<b>18</b>							
<b>19</b>	9.3157	9.2740	9.3178	9.4143	9.3286	9.3814	9.3257
<b>20</b>	9.3814	9.3470	9.4011	9.4843	9.4043	9.4614	9.3992
<b>21</b>	9.5014	9.4620	9.5244	9.6043	9.4800	9.5914	9.5148
<b>22</b>	9.5900	9.5520	9.6067	9.6829	9.6057	9.6871	9.6062
<b>23</b>	9.5514	9.5130	9.5700	9.6271	9.5671	9.6571	9.5664
<b>24</b>							
<b>25</b>							
<b>26</b>	9.5386	9.5050	9.5578	9.6171	9.5571	9.6514	9.5566
<b>27</b>	9.3686	9.3450	9.3471	9.4600	9.4000	9.4929	9.3889
<b>28</b>	9.3900	9.3550	9.3563	9.4614	9.4029	9.4571	9.3938
<b>29</b>	9.4171	9.3860	9.3511	9.4929	9.4414	9.4757	9.4187
<b>30</b>	9.4629	9.4310	9.4022	9.5257	9.4957	9.4757	9.4586
Mo Avg	9.2627	9.2395	9.2612	9.3398	9.2901	9.3433	9.2782

Prepared by Iowa Department of Agriculture and Land Stewardship  
Agricultural Marketing Bureau, Des Moines, Iowa

## IOWA STATE AVERAGE BEAN PRICES FOR AUGUST 2010

	NW - I	NC - II	NE - III	SW - IV	SC - V	SE - VI	State Average
<b>1</b>							
<b>2</b>	10.0157	9.9930	10.1244	10.0614	10.0786	10.1943	10.0565
<b>3</b>	10.0843	10.0640	10.1963	10.0943	10.1614	10.2929	10.1263
<b>4</b>	10.1114	10.1090	10.2163	10.1557	10.2143	10.3357	10.1672
<b>5</b>	10.1157	10.1130	10.1733	10.1357	10.2257	10.2943	10.1572
<b>6</b>	10.1114	10.1430	10.1978	10.1757	10.2314	10.2843	10.1737
<b>7</b>							
<b>8</b>							
<b>9</b>	10.1243	10.1300	10.1367	10.1800	10.2443	10.2343	10.1604
<b>10</b>	9.9957	9.9770	9.9311	10.0386	10.0971	10.0814	10.0077
<b>11</b>	9.9286	9.9120	9.8456	9.9729	10.0171	10.0300	9.9396
<b>12</b>	10.0257	10.0290	9.9700	10.0786	10.1386	10.1500	10.0528
<b>13</b>	10.1571	10.1570	10.0978	10.2314	10.3014	10.2971	10.1906
<b>14</b>							
<b>15</b>							
<b>16</b>	10.0000	10.0310	10.0163	10.0914	10.1700	10.1871	10.0634
<b>17</b>	10.0971	10.1270	10.1433	10.1971	10.2629	10.3429	10.1718
<b>18</b>	9.9700	10.0100	10.0578	10.0771	10.1586	10.2329	10.0585
<b>19</b>	9.7871	9.8210	9.8522	9.9014	9.9557	10.0557	9.8704
<b>20</b>	9.6829	9.7460	9.8044	9.8329	9.8757	9.9771	9.7929
<b>21</b>							
<b>22</b>							
<b>23</b>	9.7300	9.7620	9.8300	9.8586	9.8929	9.9700	9.8153
<b>24</b>	9.6443	9.7110	9.7786	9.8443	9.8171	9.9257	9.7605
<b>25</b>	9.6471	9.7160	9.7700	9.8729	9.8386	9.8786	9.7620
<b>26</b>	9.7986	9.8790	9.9475	10.0457	9.9900	10.0300	9.9233
<b>27</b>	9.9171	9.9900	10.0250	10.1600	10.1200	10.1557	10.0356
<b>28</b>							
<b>29</b>							
<b>30</b>	9.8929	9.9650	9.9788	10.1286	10.0871	10.0671	9.9988
<b>31</b>	9.7714	9.8470	9.8514	10.0071	9.9600	9.9400	9.8765
Mo Avg	9.9368	9.9651	9.9975	10.0519	10.0836	10.1344	10.0073

Prepared by Iowa Department of Agriculture and Land Stewardship  
Agricultural Marketing Bureau, Des Moines, Iowa

## IOWA STATE AVERAGE BEAN PRICES FOR DECEMBER 2010

	NW - I	NC - II	NE - III	SW - IV	SC - V	SE - VI	State Average
<b>1</b>	12.2486	12.2360	12.2967	12.2357	12.2643	12.4829	12.2784
<b>2</b>	12.2100	12.2110	12.2556	12.2171	12.2543	12.4586	12.2510
<b>3</b>	12.4257	12.4200	12.4500	12.4171	12.4557	12.6543	12.4559
<b>4</b>							
<b>5</b>							
<b>6</b>	12.3071	12.3130	12.3300	12.3057	12.3500	12.5186	12.3410
<b>7</b>	12.2771	12.2860	12.3050	12.2800	12.3271	12.4886	12.3139
<b>8</b>	12.3957	12.3880	12.4125	12.3943	12.4371	12.6043	12.4241
<b>9</b>	12.2529	12.2590	12.2822	12.2543	12.2957	12.4700	12.2887
<b>10</b>	12.1657	12.1700	12.1867	12.1786	12.2071	12.4029	12.2037
<b>11</b>							
<b>12</b>							
<b>13</b>	12.4643	12.4750	12.5000	12.4729	12.5057	12.6829	12.5034
<b>14</b>	12.4029	12.4170	12.4363	12.3967	12.4700	12.5986	12.4406
<b>15</b>	12.4043	12.4380	12.4478	12.4243	12.4829	12.5829	12.4521
<b>16</b>	12.3329	12.3690	12.3778	12.3417	12.4257	12.4900	12.3790
<b>17</b>	12.4314	12.4680	12.4725	12.4557	12.5329	12.5800	12.4792
<b>18</b>							
<b>19</b>							
<b>20</b>	12.6057	12.6270	12.6600	12.6200	12.6929	12.7443	12.6464
<b>21</b>	12.7271	12.7400	12.7467	12.7329	12.7786	12.8650	12.7559
<b>22</b>	12.7543	12.7720	12.7722	12.7629	12.8243	12.8800	12.7852
<b>23</b>	12.9614	12.9800	12.9775	12.9514	13.0186	13.0671	12.9861
<b>24</b>							
<b>25</b>							
<b>26</b>							
<b>27</b>	13.2000	13.2120	13.1933	13.1729	13.2514	13.2843	13.2142
<b>28</b>	13.2271	13.2410	13.2156	13.1986	13.2629	13.3157	13.2401
<b>29</b>	13.1286	13.1420	13.1275	13.0986	13.1671	13.1943	13.1401
<b>30</b>	13.1229	13.1360	13.1263	13.0914	13.1629	13.1957	13.1357
<b>31</b>							
Mo Avg	12.5736	12.5857	12.5987	12.5716	12.6270	12.7410	12.6055

Prepared by Iowa Department of Agriculture and Land Stewardship  
Agricultural Marketing Bureau, Des Moines, Iowa

## IOWA STATE AVERAGE BEAN PRICES FOR FEBRUARY 2010

	NW - I	NC - II	NE - III	SW - IV	SC - V	SE - VI	State Average
<b>1</b>	8.5543	8.5290	8.5378	8.5929	8.5857	8.6243	8.5610
<b>2</b>	8.7229	8.6920	8.7000	8.7500	8.7471	8.7871	8.7241
<b>3</b>	8.5643	8.5230	8.5433	8.5771	8.5800	8.6457	8.5617
<b>4</b>	8.6343	8.5820	8.6122	8.6457	8.6400	8.7057	8.6258
<b>5</b>	8.6400	8.5870	8.6200	8.6543	8.6529	8.7171	8.6333
<b>6</b>							
<b>7</b>							
<b>8</b>	8.8114	8.7500	8.7967	8.8286	8.8229	8.8757	8.8016
<b>9</b>	8.7614	8.7111	8.7563	8.7743	8.7914	8.8350	8.7586
<b>10</b>	8.8914	8.8433	8.8844	8.8929	8.9214	8.9786	8.8891
<b>11</b>	8.9571	8.9090	8.9411	8.9443	8.9900	9.0543	8.9531
<b>12</b>	8.9814	8.9350	8.9638	8.9686	9.0100	9.0714	8.9765
<b>13</b>							
<b>14</b>							
<b>15</b>							
<b>16</b>	9.1743	9.1410	9.1433	9.1771	9.2229	9.2671	9.1762
<b>17</b>	9.0486	9.0050	9.0144	9.0357	9.0829	9.1329	9.0423
<b>18</b>	9.0200	8.9730	8.9756	9.0186	9.0514	9.1043	9.0126
<b>19</b>	8.9929	8.9440	8.9444	8.9914	9.0214	9.0757	8.9839
<b>20</b>							
<b>21</b>							
<b>22</b>	9.1500	9.1100	9.1000	9.1629	9.1886	9.2457	9.1481
<b>23</b>	9.0600	9.0200	9.0025	9.0743	9.0986	9.1514	9.0568
<b>24</b>	9.0943	9.0520	9.0422	9.1086	9.1386	9.1729	9.0901
<b>25</b>	8.9743	8.9300	8.8989	8.9829	8.9986	9.0257	8.9605
<b>26</b>	9.0814	9.0430	9.0156	9.0871	9.0971	9.1286	9.0689
<b>27</b>							
<b>28</b>							
Mo Avg	8.9008	8.8568	8.8680	8.9088	8.9285	8.9789	8.8960

Prepared by Iowa Department of Agriculture and Land Stewardship  
Agricultural Marketing Bureau, Des Moines, Iowa

## IOWA STATE AVERAGE BEAN PRICES FOR JANUARY 2010

	NW - I	NC - II	NE - III	SW - IV	SC - V	SE - VI	State Average
<b>1</b>							
<b>2</b>							
<b>3</b>							
<b>4</b>	9.9614	9.9550	9.9456	9.9614	10.0157	9.9471	9.9611
<b>5</b>	9.9943	9.9850	9.9988	9.9929	10.0457	9.9900	9.9964
<b>6</b>	9.9814	9.9600	9.9756	9.9814	10.0086	9.9550	9.9736
<b>7</b>	9.6529	9.6289	9.6333	9.6586	9.6786	9.6571	9.6468
<b>8</b>	9.6100	9.5930	9.6022	9.6257	9.6386	9.6471	9.6131
<b>9</b>							
<b>10</b>							
<b>11</b>	9.4943	9.4800	9.4856	9.5286	9.5329	9.5314	9.5017
<b>12</b>	9.1729	9.1560	9.1489	9.1943	9.1986	9.2286	9.1766
<b>13</b>	9.3257	9.3000	9.2844	9.3386	9.3457	9.3629	9.3205
<b>14</b>	9.2471	9.2150	9.1911	9.2557	9.2600	9.2814	9.2364
<b>15</b>	9.1514	9.1340	9.1467	9.1586	9.1657	9.1843	9.1517
<b>16</b>							
<b>17</b>							
<b>18</b>							
<b>19</b>	9.0529	9.0260	9.0467	9.0643	9.0629	9.1086	9.0529
<b>20</b>	8.9186	8.8960	8.9263	8.9371	8.9257	8.9600	8.9207
<b>21</b>	8.9586	8.9370	8.9400	8.9814	8.9729	9.0186	8.9611
<b>22</b>	8.9329	8.9090	8.9100	8.9700	8.9614	8.9943	8.9377
<b>23</b>							
<b>24</b>							
<b>25</b>	8.8229	8.8000	8.8067	8.8529	8.8486	8.8814	8.8273
<b>26</b>	8.8971	8.8780	8.8933	8.9557	8.9214	8.9657	8.9093
<b>27</b>	8.7286	8.6970	8.7022	8.7743	8.7486	8.7957	8.7316
<b>28</b>	8.7629	8.7390	8.7378	8.8043	8.7771	8.8257	8.7668
<b>29</b>	8.5943	8.5590	8.5722	8.6286	8.6014	8.6486	8.5923
<b>30</b>							
Mo Avg	9.2242	9.2025	9.2077	9.2455	9.2479	9.2623	9.2251

Prepared by Iowa Department of Agriculture and Land Stewardship  
Agricultural Marketing Bureau, Des Moines, Iowa

## IOWA STATE AVERAGE BEAN PRICES FOR JULY 2010

	NW - I	NC - II	NE - III	SW - IV	SC - V	SE - VI	State Average
<b>1</b>	9.1129	9.1490	9.1875	9.2057	9.2200	9.2886	9.1780
<b>2</b>	9.1757	9.2250	9.2711	9.2329	9.3086	9.3586	9.2461
<b>3</b>							
<b>4</b>							
<b>5</b>							
<b>6</b>	9.1443	9.1840	9.2567	9.1829	9.2643	9.3629	9.2143
<b>7</b>	9.4529	9.4490	9.5744	9.4943	9.5557	9.6471	9.5064
<b>8</b>	9.6071	9.6090	9.7188	9.6300	9.7043	9.7986	9.6577
<b>9</b>	9.6900	9.7050	9.8378	9.6957	9.7971	9.9314	9.7539
<b>10</b>							
<b>11</b>							
<b>12</b>	9.7014	9.7280	9.8589	9.6957	9.7914	10.0086	9.7746
<b>13</b>	9.6843	9.7010	9.8089	9.7171	9.7857	9.9640	9.7534
<b>14</b>	9.7300	9.7200	9.7989	9.7514	9.8314	9.9686	9.7771
<b>15</b>	9.9357	9.9370	9.9500	9.9673	10.0314	10.1314	9.9750
<b>16</b>	9.8786	9.8860	9.8900	9.8586	9.9457	10.1033	9.9129
<b>17</b>							
<b>18</b>							
<b>19</b>	9.7186	9.7360	9.7500	9.7086	9.7971	9.9771	9.7651
<b>20</b>	9.6914	9.7640	9.7600	9.6986	9.7257	10.0071	9.7645
<b>21</b>	9.7443	9.7860	9.8289	9.7417	9.8057	10.0500	9.8101
<b>22</b>	9.7514	9.7780	9.8211	9.7671	9.8271	10.0243	9.8107
<b>23</b>	9.7571	9.7950	9.8238	9.7729	9.8257	10.0186	9.8174
<b>24</b>							
<b>25</b>							
<b>26</b>	9.6200	9.6330	9.6313	9.6186	9.6586	9.8157	9.6523
<b>27</b>	9.6171	9.6290	9.6222	9.6129	9.6671	9.8171	9.6495
<b>28</b>	9.7614	9.7580	9.7100	9.7300	9.7971	9.9357	9.7735
<b>29</b>	9.8543	9.8630	9.8689	9.8300	9.8943	9.9971	9.8764
<b>30</b>	9.9457	10.0200	10.1100	10.0057	10.0614	10.2029	10.0403
Mo Avg	9.6464	9.6693	9.7180	9.6627	9.7284	9.8766	9.7004

Prepared by Iowa Department of Agriculture and Land Stewardship  
Agricultural Marketing Bureau, Des Moines, Iowa

## IOWA STATE AVERAGE BEAN PRICES FOR JUNE 2010

	<b>NW - I</b>	<b>NC - II</b>	<b>NE - III</b>	<b>SW - IV</b>	<b>SC - V</b>	<b>SE - VI</b>	<b>State Average</b>
<b>1</b>	8.9443	8.9060	9.0033	9.1043	8.9771	9.1243	8.9866
<b>2</b>	8.9514	8.9200	9.0267	9.1214	9.0014	9.1643	9.0050
<b>3</b>	9.1857	9.1460	9.2656	9.3400	9.2329	9.3943	9.2343
<b>4</b>	9.0143	8.9550	9.0689	9.1300	9.0329	9.1943	9.0420
<b>5</b>							
<b>6</b>							
<b>7</b>	9.0071	8.9630	9.0700	9.1443	9.0329	9.1971	9.0455
<b>8</b>	8.9743	8.9260	9.0433	9.1200	8.9929	9.1686	9.0131
<b>9</b>	9.0957	9.0520	9.1788	9.2357	9.1243	9.2900	9.1380
<b>10</b>	9.0200	8.9680	9.0878	9.1514	9.0457	9.2000	9.0546
<b>11</b>	9.1471	9.0820	9.1933	9.2457	9.1629	9.3200	9.1685
<b>12</b>							
<b>13</b>							
<b>14</b>	9.1757	9.1640	9.2444	9.3157	9.2486	9.3571	9.2290
<b>15</b>	9.1586	9.1490	9.2111	9.3057	9.2386	9.3500	9.2133
<b>16</b>	9.2386	9.2310	9.3044	9.3814	9.3271	9.4371	9.2967
<b>17</b>	9.2157	9.2290	9.2578	9.3671	9.3043	9.3686	9.2730
<b>18</b>	9.2957	9.2990	9.3322	9.4157	9.3943	9.4671	9.3481
<b>19</b>							
<b>20</b>							
<b>21</b>	9.3471	9.3530	9.3778	9.4771	9.4543	9.4814	9.3974
<b>22</b>	9.3743	9.3650	9.3722	9.4643	9.4486	9.4914	9.4048
<b>23</b>	9.2429	9.2460	9.2878	9.3629	9.3457	9.4014	9.2952
<b>24</b>	9.1657	9.1730	9.2388	9.2729	9.2714	9.3671	9.2266
<b>25</b>	9.1743	9.1800	9.2733	9.2843	9.2771	9.3586	9.2361
<b>26</b>							
<b>27</b>							
<b>28</b>	9.1729	9.1790	9.2450	9.3229	9.2757	9.3657	9.2378
<b>29</b>	9.0929	9.0900	9.1689	9.2586	9.1900	9.2743	9.1558
<b>30</b>	9.0471	9.0890	9.1611	9.1686	9.1614	9.2586	9.1280
Mo Avg	9.1382	9.1211	9.2006	9.2723	9.2064	9.3196	9.1877

Prepared by Iowa Department of Agriculture and Land Stewardship  
Agricultural Marketing Bureau, Des Moines, Iowa

## IOWA STATE AVERAGE BEAN PRICES FOR MARCH 2010

	<b>NW - I</b>	<b>NC - II</b>	<b>NE - III</b>	<b>SW - IV</b>	<b>SC - V</b>	<b>SE - VI</b>	<b>State Average</b>
<b>1</b>	9.0900	9.0780	9.0400	9.1043	9.1214	9.1457	9.0915
<b>2</b>	9.1029	9.0760	9.1100	9.1229	9.1314	9.1557	9.1073
<b>3</b>	9.1029	9.0750	9.1178	9.1229	9.1314	9.1700	9.1097
<b>4</b>	8.8900	8.8630	8.9089	8.9086	8.9143	8.9643	8.8978
<b>5</b>	8.9157	8.8810	8.9278	8.8943	8.9157	8.9514	8.9078
<b>6</b>							
<b>7</b>							
<b>8</b>	8.9571	8.9210	8.9700	8.9300	8.9600	9.0014	8.9494
<b>9</b>	8.9457	8.9150	8.9600	8.9471	8.9614	8.9957	8.9457
<b>10</b>	9.0529	9.0220	9.0667	9.0814	9.0771	9.1029	9.0573
<b>11</b>	8.7743	8.7490	8.8011	8.8243	8.8143	8.8286	8.7872
<b>12</b>	8.7314	8.7140	8.7544	8.7700	8.7643	8.7771	8.7430
<b>13</b>							
<b>14</b>							
<b>15</b>	8.7814	8.7650	8.7956	8.8314	8.8143	8.8257	8.7936
<b>16</b>	8.9343	8.9200	8.9467	8.9900	8.9643	8.9743	8.9469
<b>17</b>	9.0800	9.0520	9.0878	9.1286	9.1043	9.1143	9.0855
<b>18</b>	9.0800	9.0560	9.0856	9.1357	9.1114	9.1200	9.0888
<b>19</b>	9.1086	9.0860	9.1088	9.1586	9.1329	9.1329	9.1138
<b>20</b>							
<b>21</b>							
<b>22</b>	9.1686	9.1510	9.1889	9.2171	9.2014	9.2086	9.1805
<b>23</b>	9.1743	9.1580	9.1800	9.2157	9.2143	9.2014	9.1829
<b>24</b>	9.0986	9.0810	9.1000	9.1357	9.1343	9.1329	9.1060
<b>25</b>	8.9329	8.9130	8.9238	8.9400	8.9700	8.9514	8.9324
<b>26</b>	9.0214	9.0120	9.0200	9.0586	9.0629	9.0529	9.0313
<b>27</b>							
<b>28</b>							
<b>29</b>	9.1786	9.1690	9.1763	9.2057	9.2200	9.2271	9.1889
<b>30</b>	9.2471	9.2330	9.2544	9.2686	9.2829	9.3043	9.2570
<b>31</b>	8.9171	8.9030	8.9200	8.9471	8.9529	8.9743	8.9276
Mo Avg	9.0124	8.9910	9.0193	9.0408	9.0416	9.0571	9.0188

Prepared by Iowa Department of Agriculture and Land Stewardship  
Agricultural Marketing Bureau, Des Moines, Iowa



## IOWA STATE AVERAGE BEAN PRICES FOR MAY 2010

	NW - I	NC - II	NE - III	SW - IV	SC - V	SE - VI	State Average
<b>1</b>							
<b>2</b>							
<b>3</b>	9.3343	9.3180	9.2633	9.3871	9.3757	9.3400	9.3321
<b>4</b>	9.3471	9.3190	9.2888	9.4114	9.3786	9.3571	9.3440
<b>5</b>	9.2571	9.2330	9.1900	9.3371	9.2886	9.2857	9.2585
<b>6</b>	8.9886	8.9880	8.9414	9.1071	8.9783	9.0417	9.0038
<b>7</b>	9.0843	9.0610	9.0378	9.1800	9.1214	9.1171	9.0918
<b>8</b>							
<b>9</b>							
<b>10</b>	9.0971	9.0710	9.0656	9.2000	9.1343	9.1529	9.1094
<b>11</b>	9.1471	9.1200	9.1456	9.2643	9.1900	9.2371	9.1696
<b>12</b>	9.1571	9.1170	9.1378	9.2857	9.2057	9.2500	9.1757
<b>13</b>	9.1500	9.1110	9.1233	9.2829	9.1971	9.2400	9.1681
<b>14</b>	9.0400	9.0130	9.0256	9.1729	9.0929	9.1543	9.0668
<b>15</b>							
<b>16</b>							
<b>17</b>	8.9314	8.9030	8.9078	9.0657	8.9843	9.0443	8.9566
<b>18</b>	8.9314	8.9010	8.9256	9.0700	9.0000	9.0400	8.9600
<b>19</b>	8.9343	8.9060	8.9622	9.0829	9.0043	9.0686	8.9724
<b>20</b>	9.0229	8.9670	9.0233	9.1443	9.0571	9.1729	9.0434
<b>21</b>	9.0057	8.9510	9.0050	9.1143	9.0343	9.1457	9.0230
<b>22</b>							
<b>23</b>							
<b>24</b>	9.0143	8.9470	9.0344	9.1514	9.0386	9.1571	9.0342
<b>25</b>	8.9243	8.8690	8.9656	9.0729	8.9586	9.0771	8.9544
<b>26</b>	9.0143	8.9480	9.0544	9.1643	9.0371	9.1714	9.0404
<b>27</b>	9.1557	9.0920	9.1922	9.2783	9.1771	9.3157	9.1786
<b>28</b>	9.0157	8.9630	9.0611	9.1729	9.0371	9.1743	9.0477
<b>29</b>							
<b>30</b>							
<b>31</b>							
Mo Avg	9.0776	9.0399	9.0675	9.1973	9.1146	9.1772	9.0965

Prepared by Iowa Department of Agriculture and Land Stewardship  
Agricultural Marketing Bureau, Des Moines, Iowa

## IOWA STATE AVERAGE BEAN PRICES FOR NOVEMBER 2010

	NW - I	NC - II	NE - III	SW - IV	SC - V	SE - VI	State Average
<b>1</b>	11.4871	11.5480	11.5813	11.4986	11.5914	11.8143	11.5689
<b>2</b>	11.5171	11.5600	11.5913	11.5229	11.6157	11.7243	11.5752
<b>3</b>	11.5600	11.5940	11.6356	11.5914	11.6671	11.7600	11.6190
<b>4</b>	11.9657	11.9767	11.9983	11.9643	12.0486	12.1060	11.9980
<b>5</b>	12.0929	12.0680	12.1025	12.0714	12.1529	12.1529	12.0966
<b>6</b>							
<b>7</b>							
<b>8</b>	12.0057	11.9860	12.0156	11.9886	12.0614	12.0729	12.0120
<b>9</b>	12.5529	12.5170	12.5567	12.5300	12.6000	12.6243	12.5523
<b>10</b>	12.4543	12.4456	12.4888	12.4514	12.5100	12.5529	12.4729
<b>11</b>							
<b>12</b>	11.9500	11.9500	11.9975	11.9671	12.0014	12.1486	11.9871
<b>13</b>							
<b>14</b>							
<b>15</b>	12.1586	12.1290	12.2367	12.1600	12.2071	12.4271	12.1963
<b>16</b>	11.5443	11.5100	11.5911	11.5000	11.5429	11.8229	11.5664
<b>17</b>	11.3629	11.3640	11.5011	11.3757	11.3943	11.7257	11.4289
<b>18</b>	11.7400	11.7440	11.8956	11.7614	11.7900	12.0957	11.8114
<b>19</b>	11.3486	11.3510	11.4900	11.3629	11.3957	11.6943	11.4152
<b>20</b>							
<b>21</b>							
<b>22</b>	11.5529	11.5570	11.6878	11.5757	11.5957	11.8917	11.6191
<b>23</b>	11.7143	11.7370	11.8578	11.7833	11.7743	12.0571	11.7959
<b>24</b>	11.9214	11.9178	12.0200	11.9183	11.9543	12.2200	11.9712
<b>25</b>							
<b>26</b>							
<b>27</b>							
<b>28</b>							
<b>29</b>	11.7371	11.7240	11.8278	11.7457	11.7657	11.9986	11.7797
<b>30</b>	11.8214	11.8250	11.9033	11.8257	11.8514	12.0800	11.8673
Mo Avg	11.8151	11.8160	11.8936	11.8208	11.8695	12.0510	11.8597

Prepared by Iowa Department of Agriculture and Land Stewardship  
Agricultural Marketing Bureau, Des Moines, Iowa

## IOWA STATE AVERAGE BEAN PRICES FOR OCTOBER 2010

	NW - I	NC - II	NE - III	SW - IV	SC - V	SE - VI	State Average
<b>1</b>	9.8614	9.8678	9.8222	9.8414	9.9257	9.9986	9.8782
<b>2</b>							
<b>3</b>							
<b>4</b>	9.8286	9.8322	9.7400	9.7757	9.8743	9.9300	9.8275
<b>5</b>	9.9900	10.0040	9.9189	9.9500	10.0386	10.0943	9.9968
<b>6</b>	9.8857	9.9060	9.8144	9.8229	9.9071	10.0129	9.8913
<b>7</b>	9.9157	9.9340	9.8513	9.8529	9.8657	10.0371	9.9137
<b>8</b>	10.5600	10.5930	10.4471	10.4286	10.5243	10.7114	10.5518
<b>9</b>							
<b>10</b>							
<b>11</b>	10.7171	10.7520	10.5978	10.6186	10.6900	10.8400	10.7107
<b>12</b>	10.9657	11.0070	10.8900	10.8814	11.0014	11.1014	10.9767
<b>13</b>	10.9414	10.9870	10.8888	10.8629	10.9529	11.1271	10.9610
<b>14</b>	11.0557	11.1060	11.0267	10.9886	11.0843	11.2457	11.0836
<b>15</b>	11.0300	11.0740	11.0033	10.9557	11.0457	11.2314	11.0553
<b>16</b>							
<b>17</b>							
<b>18</b>	11.0200	11.0678	10.9938	10.9457	11.0357	11.2029	11.0444
<b>19</b>	10.9800	11.0320	10.9663	10.9214	11.0557	11.1657	11.0158
<b>20</b>	11.3000	11.3520	11.3150	11.2343	11.3757	11.4814	11.3381
<b>21</b>	11.1914	11.2480	11.2250	11.1429	11.2829	11.3800	11.2381
<b>22</b>	11.1714	11.2290	11.2088	11.1214	11.2700	11.3486	11.2181
<b>23</b>							
<b>24</b>							
<b>25</b>	11.3629	11.4140	11.4175	11.3243	11.4586	11.5514	11.4124
<b>26</b>	11.4000	11.4340	11.4363	11.3514	11.4686	11.5914	11.4381
<b>27</b>	11.4500	11.4910	11.5300	11.4243	11.5500	11.6657	11.5051
<b>28</b>	11.4629	11.5150	11.5389	11.4514	11.5629	11.6943	11.5247
<b>29</b>	11.4871	11.5440	11.5500	11.4886	11.5786	11.7257	11.5505
<b>30</b>							
<b>31</b>							
Mo Avg	10.8370	10.8757	10.8182	10.7802	10.8833	11.0065	10.8634

Prepared by Iowa Department of Agriculture and Land Stewardship  
 Agricultural Marketing Bureau, Des Moines, Iowa

## IOWA STATE AVERAGE BEAN PRICES FOR SEPTEMBER 2010

	NW - I	NC - II	NE - III	SW - IV	SC - V	SE - VI	State Average
<b>1</b>	9.7060	9.8000	9.8460	9.9533	9.9171	9.9025	9.8317
<b>2</b>	9.7120	9.8350	9.9060	9.9614	9.9500	9.9000	9.8557
<b>3</b>	9.9720	10.0917	10.1100	10.2371	10.2029	10.1586	10.1087
<b>4</b>							
<b>5</b>							
<b>6</b>							
<b>7</b>	10.1400	10.3000	10.3483	10.3743	10.3729	10.3386	10.2957
<b>8</b>	10.0850	10.2650	10.3400	10.3371	10.3286	10.2986	10.2582
<b>9</b>	9.8675	10.2225	10.1067	10.2014	10.2057	10.2400	10.1324
<b>10</b>	9.7175	10.0475	9.9650	9.8929	10.0271	10.0857	9.9506
<b>11</b>							
<b>12</b>							
<b>13</b>	9.7357	9.7710	9.8344	9.9386	10.0657	10.0843	9.8616
<b>14</b>	9.7314	9.7180	9.7833	9.9643	9.8000	10.0457	9.8100
<b>15</b>	9.8014	9.7510	9.7811	9.9800	9.8043	10.0257	9.8345
<b>16</b>	9.6971	9.6800	9.7089	9.9000	9.7357	9.8857	9.7474
<b>17</b>	10.0200	10.0180	10.0333	10.1700	10.0371	10.1871	10.0632
<b>18</b>							
<b>19</b>							
<b>20</b>	10.1429	10.1730	10.1900	10.2629	10.1986	10.3300	10.2025
<b>21</b>	10.1014	10.1300	10.1333	10.2129	10.1671	10.2943	10.1591
<b>22</b>	10.1829	10.2090	10.2363	10.2557	10.2543	10.3943	10.2400
<b>23</b>	10.2343	10.2600	10.3014	10.3043	10.3043	10.4214	10.2897
<b>24</b>	10.5586	10.5720	10.6289	10.6157	10.6271	10.7443	10.6085
<b>25</b>							
<b>26</b>							
<b>27</b>	10.5800	10.5980	10.6233	10.6386	10.6543	10.7643	10.6285
<b>28</b>	10.4000	10.4120	10.4256	10.4286	10.4671	10.5671	10.4374
<b>29</b>	10.2900	10.3020	10.2888	10.2814	10.3543	10.4557	10.3184
<b>30</b>	10.3700	10.3720	10.3713	10.3414	10.4300	10.5286	10.3916
Mo Avg	10.0498	10.1204	10.1410	10.2025	10.1859	10.2692	10.1441

Prepared by Iowa Department of Agriculture and Land Stewardship  
Agricultural Marketing Bureau, Des Moines, Iowa

## IOWA DAILY SOYBEAN BASIS FOR DECEMBER 2010

	<b>Basis</b>						
	<b>NW - I</b>	<b>NC - II</b>	<b>NE - III</b>	<b>SW - IV</b>	<b>SC - V</b>	<b>SE - VI</b>	<b>Average</b>
<b>1</b>	-0.58	-0.59	-0.53	-0.59	-0.57	-0.35	-0.55
<b>2</b>	-0.59	-0.59	-0.54	-0.58	-0.54	-0.34	-0.55
<b>3</b>	-0.58	-0.58	-0.55	-0.59	-0.55	-0.35	-0.55
<b>4</b>							
<b>5</b>							
<b>6</b>	-0.58	-0.57	-0.56	-0.58	-0.54	-0.37	-0.54
<b>7</b>	-0.58	-0.57	-0.55	-0.58	-0.53	-0.37	-0.54
<b>8</b>	-0.56	-0.57	-0.55	-0.57	-0.52	-0.36	-0.54
<b>9</b>	-0.56	-0.56	-0.53	-0.56	-0.52	-0.34	-0.53
<b>10</b>	-0.56	-0.56	-0.54	-0.55	-0.52	-0.33	-0.53
<b>11</b>							
<b>12</b>							
<b>13</b>	-0.56	-0.55	-0.53	-0.55	-0.52	-0.34	-0.52
<b>14</b>	-0.56	-0.54	-0.52	-0.56	-0.49	-0.36	-0.52
<b>15</b>	-0.56	-0.53	-0.52	-0.54	-0.48	-0.38	-0.51
<b>16</b>	-0.56	-0.52	-0.51	-0.55	-0.46	-0.40	-0.51
<b>17</b>	-0.56	-0.52	-0.52	-0.53	-0.45	-0.41	-0.51
<b>18</b>							
<b>19</b>							
<b>20</b>	-0.55	-0.53	-0.49	-0.53	-0.46	-0.41	-0.51
<b>21</b>	-0.54	-0.52	-0.52	-0.53	-0.48	-0.40	-0.51
<b>22</b>	-0.53	-0.52	-0.52	-0.52	-0.46	-0.41	-0.50
<b>23</b>	-0.53	-0.51	-0.52	-0.54	-0.48	-0.43	-0.51
<b>24</b>							
<b>25</b>							
<b>26</b>							
<b>27</b>	-0.53	-0.52	-0.54	-0.56	-0.48	-0.45	-0.52
<b>28</b>	-0.53	-0.52	-0.54	-0.56	-0.49	-0.44	-0.52
<b>29</b>	-0.53	-0.52	-0.53	-0.56	-0.49	-0.47	-0.52
<b>30</b>	-0.54	-0.52	-0.53	-0.57	-0.50	-0.46	-0.52
<b>31</b>							
<b>Mo Avg</b>	-0.56	-0.54	-0.53	-0.56	-0.50	-0.39	-0.52

Basis determined by using (Jan) contract.

Prepared by Iowa Department of Agriculture and Land Stewardship

Agricultural Marketing Bureau, Des Moines, Iowa

## IOWA DAILY SOYBEAN BASIS FOR NOVEMBER 2010

	<b>Basis</b>						
	<b>NW - I</b>	<b>NC - II</b>	<b>NE - III</b>	<b>SW - IV</b>	<b>SC - V</b>	<b>SE - VI</b>	<b>Average</b>
<b>1</b>	-0.86	-0.80	-0.77	-0.85	-0.76	-0.54	-0.78
<b>2</b>	-0.82	-0.78	-0.75	-0.82	-0.72	-0.62	-0.76
<b>3</b>	-0.82	-0.78	-0.74	-0.78	-0.71	-0.62	-0.76
<b>4</b>	-0.78	-0.77	-0.75	-0.78	-0.70	-0.64	-0.75
<b>5</b>	-0.75	-0.77	-0.74	-0.77	-0.69	-0.69	-0.74
<b>6</b>							
<b>7</b>							
<b>8</b>	-0.74	-0.76	-0.73	-0.76	-0.69	-0.67	-0.74
<b>9</b>	-0.74	-0.77	-0.73	-0.76	-0.69	-0.67	-0.74
<b>10</b>	-0.74	-0.75	-0.71	-0.74	-0.69	-0.64	-0.72
<b>11</b>							
<b>12</b>	-0.74	-0.74	-0.69	-0.72	-0.69	-0.54	-0.70
<b>13</b>							
<b>14</b>							
<b>15</b>	-0.71	-0.74	-0.63	-0.71	-0.66	-0.44	-0.67
<b>16</b>	-0.65	-0.69	-0.61	-0.70	-0.65	-0.37	-0.63
<b>17</b>	-0.69	-0.69	-0.55	-0.67	-0.66	-0.32	-0.62
<b>18</b>	-0.68	-0.68	-0.52	-0.66	-0.63	-0.32	-0.61
<b>19</b>	-0.67	-0.66	-0.53	-0.65	-0.62	-0.32	-0.60
<b>20</b>							
<b>21</b>							
<b>22</b>	-0.66	-0.66	-0.53	-0.64	-0.62	-0.32	-0.60
<b>23</b>	-0.68	-0.65	-0.53	-0.61	-0.62	-0.33	-0.59
<b>24</b>	-0.63	-0.63	-0.53	-0.63	-0.60	-0.33	-0.58
<b>25</b>							
<b>26</b>							
<b>27</b>							
<b>28</b>							
<b>29</b>	-0.61	-0.63	-0.52	-0.60	-0.58	-0.35	-0.57
<b>30</b>	-0.61	-0.61	-0.53	-0.60	-0.58	-0.35	-0.56
<b>Mo Avg</b>	-0.71	-0.71	-0.64	-0.71	-0.66	-0.48	-0.67

Basis determined by using (JAN) contract.

Prepared by Iowa Department of Agriculture and Land Stewardship

Agricultural Marketing Bureau, Des Moines, Iowa

## IOWA DAILY SOYBEAN BASIS FOR OCTOBER 2010

	<b>NW - I</b>	<b>NC - II</b>	<b>NE - III</b>	<b>SW - IV</b>	<b>SC - V</b>	<b>SE - VI</b>	<b>Basis Average</b>
<b>1</b>	-0.71	-0.70	-0.75	-0.73	-0.64	-0.57	-0.69
<b>2</b>							
<b>3</b>							
<b>4</b>	-0.71	-0.71	-0.80	-0.76	-0.67	-0.61	-0.71
<b>5</b>	-0.73	-0.71	-0.80	-0.77	-0.68	-0.62	-0.72
<b>6</b>	-0.73	-0.71	-0.81	-0.80	-0.71	-0.61	-0.73
<b>7</b>	-0.73	-0.72	-0.80	-0.80	-0.78	-0.61	-0.74
<b>8</b>	-0.79	-0.76	-0.90	-0.92	-0.83	-0.64	-0.80
<b>9</b>							
<b>10</b>							
<b>11</b>	-0.81	-0.77	-0.93	-0.91	-0.83	-0.69	-0.81
<b>12</b>	-0.82	-0.78	-0.89	-0.90	-0.78	-0.68	-0.81
<b>13</b>	-0.82	-0.78	-0.88	-0.90	-0.81	-0.64	-0.80
<b>14</b>	-0.83	-0.78	-0.86	-0.90	-0.80	-0.64	-0.80
<b>15</b>	-0.82	-0.78	-0.85	-0.89	-0.80	-0.62	-0.79
<b>16</b>							
<b>17</b>							
<b>18</b>	-0.82	-0.77	-0.85	-0.89	-0.80	-0.64	-0.80
<b>19</b>	-0.82	-0.77	-0.83	-0.88	-0.74	-0.63	-0.78
<b>20</b>	-0.82	-0.77	-0.81	-0.89	-0.74	-0.64	-0.78
<b>21</b>	-0.82	-0.77	-0.79	-0.87	-0.73	-0.64	-0.78
<b>22</b>	-0.82	-0.77	-0.79	-0.87	-0.73	-0.65	-0.78
<b>23</b>							
<b>24</b>							
<b>25</b>	-0.81	-0.76	-0.76	-0.85	-0.72	-0.63	-0.77
<b>26</b>	-0.79	-0.76	-0.75	-0.84	-0.72	-0.60	-0.75
<b>27</b>	-0.79	-0.75	-0.71	-0.81	-0.69	-0.57	-0.73
<b>28</b>	-0.79	-0.73	-0.71	-0.80	-0.69	-0.56	-0.73
<b>29</b>	-0.77	-0.72	-0.71	-0.77	-0.68	-0.53	-0.71
<b>30</b>							
<b>31</b>							
<b>Mo Avg</b>	-0.79	-0.75	-0.81	-0.85	-0.74	-0.62	-0.76

Basis determined by using (Nov.) contract.

Prepared by Iowa Department of Agriculture and Land Stewardship  
Agricultural Marketing Bureau, Des Moines, Iowa

## IOWA DAILY SOYBEAN BASIS FOR SEPTEMBER 2010

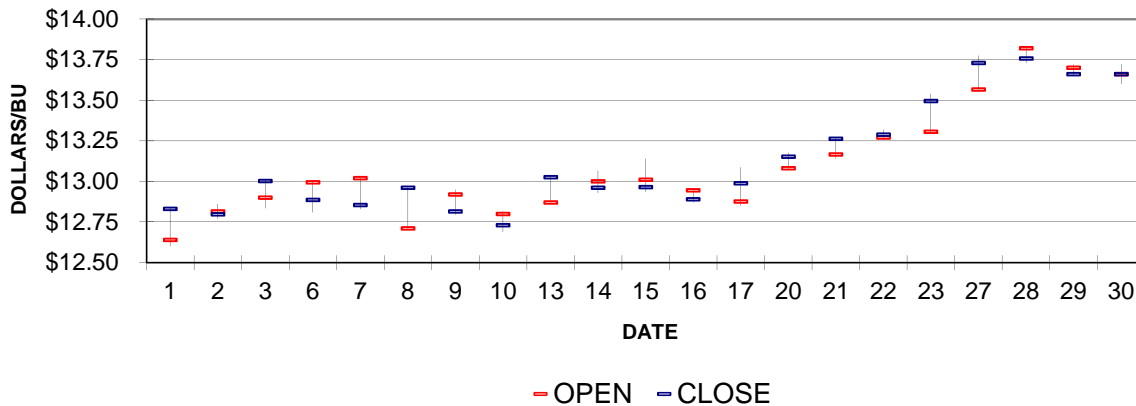
	<b>NW - I</b>	<b>NC - II</b>	<b>NE - III</b>	<b>SW - IV</b>	<b>SC - V</b>	<b>SE - VI</b>	<b>Basis Average</b>
<b>1</b>	-0.35	-0.26	-0.21	-0.10	-0.14	-0.15	-0.22
<b>2</b>	-0.38	-0.26	-0.18	-0.13	-0.14	-0.19	-0.23
<b>3</b>	-0.38	-0.26	-0.24	-0.11	-0.15	-0.19	-0.24
<b>4</b>							
<b>5</b>							
<b>6</b>							
<b>7</b>	-0.38	-0.22	-0.17	-0.15	-0.15	-0.18	-0.22
<b>8</b>	-0.40	-0.22	-0.15	-0.15	-0.16	-0.19	-0.23
<b>9</b>	-0.59	-0.24	-0.35	-0.26	-0.25	-0.22	-0.33
<b>10</b>	-0.59	-0.26	-0.35	-0.42	-0.28	-0.22	-0.36
<b>11</b>							
<b>12</b>							
<b>13</b>	-0.61	-0.57	-0.51	-0.41	-0.28	-0.26	-0.48
<b>14</b>	-0.62	-0.64	-0.57	-0.39	-0.56	-0.31	-0.54
<b>15</b>	-0.62	-0.67	-0.64	-0.44	-0.62	-0.40	-0.59
<b>16</b>	-0.67	-0.68	-0.65	-0.46	-0.63	-0.48	-0.62
<b>17</b>	-0.67	-0.67	-0.66	-0.52	-0.65	-0.50	-0.63
<b>18</b>							
<b>19</b>							
<b>20</b>	-0.70	-0.67	-0.65	-0.58	-0.65	-0.52	-0.64
<b>21</b>	-0.70	-0.67	-0.67	-0.59	-0.63	-0.51	-0.64
<b>22</b>	-0.70	-0.68	-0.65	-0.63	-0.63	-0.49	-0.64
<b>23</b>	-0.70	-0.68	-0.63	-0.63	-0.63	-0.51	-0.65
<b>24</b>	-0.70	-0.69	-0.63	-0.64	-0.63	-0.52	-0.65
<b>25</b>							
<b>26</b>							
<b>27</b>	-0.71	-0.69	-0.66	-0.65	-0.63	-0.52	-0.66
<b>28</b>	-0.70	-0.69	-0.67	-0.67	-0.63	-0.53	-0.66
<b>29</b>	-0.70	-0.69	-0.70	-0.71	-0.64	-0.53	-0.67
<b>30</b>	-0.70	-0.70	-0.70	-0.73	-0.64	-0.54	-0.68
<b>Mo Avg</b>	-0.60	-0.53	-0.51	-0.45	-0.46	-0.38	-0.50

Basis determined by using (NOV) contract.

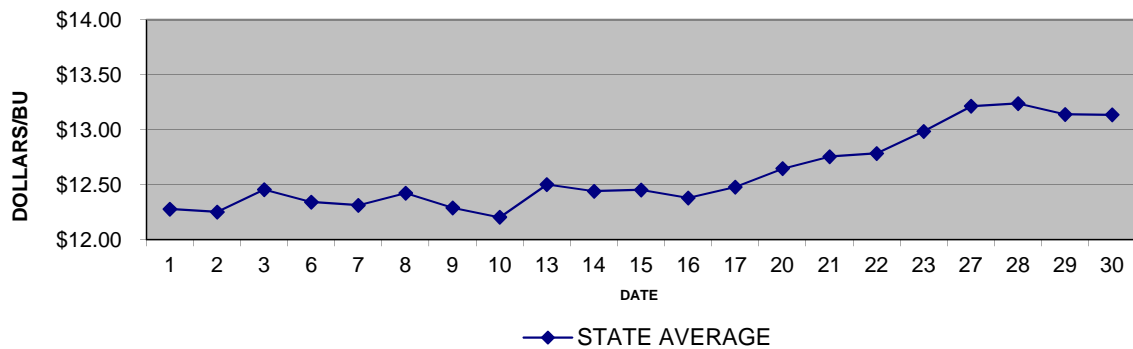
Prepared by Iowa Department of Agriculture and Land Stewardship  
Agricultural Marketing Bureau, Des Moines, Iowa



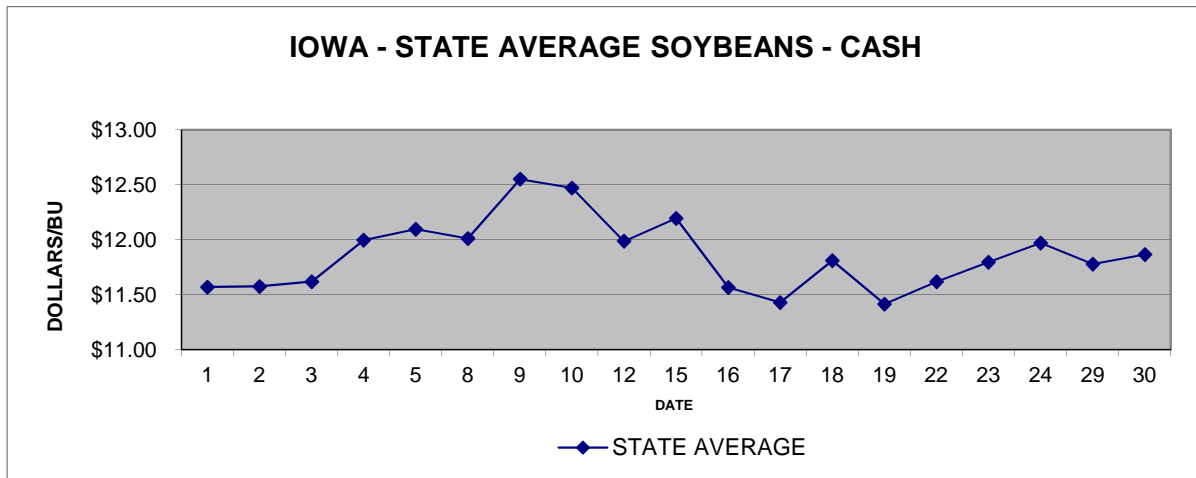
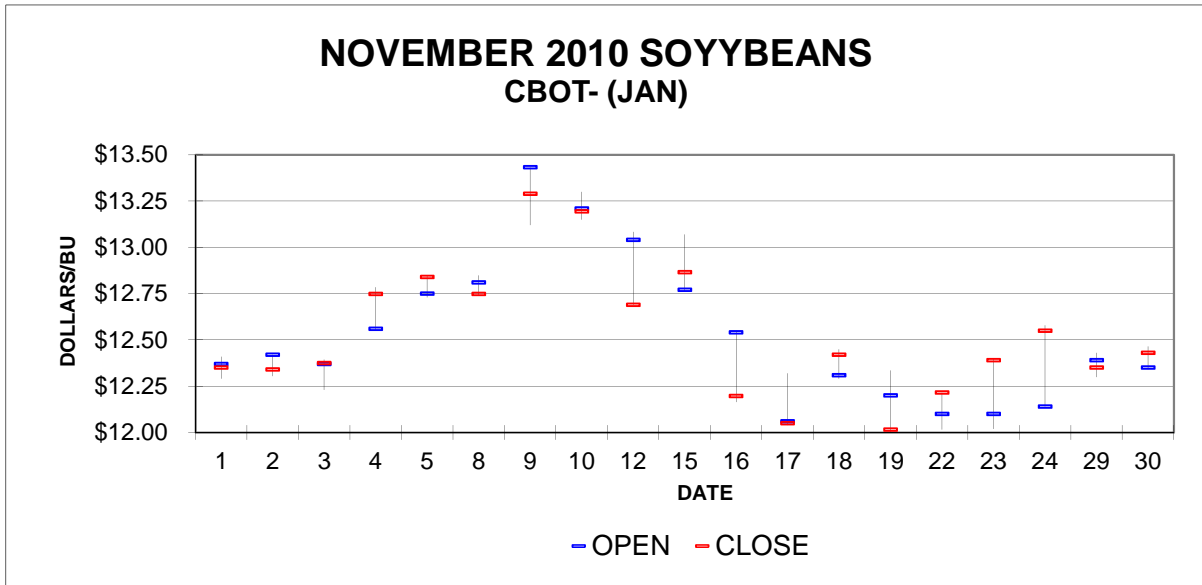
### DECEMBER 2010 SOYBEANS CBOT- (Jan)



### IOWA - STATE AVERAGE SOYBEANS - CASH



Source: Iowa Department of Agriculture and Land Stewardship



Source: Iowa Department of Agriculture and Land Stewardship

## IOWA DAILY SOYBEAN RANGES FOR APRIL 2010

	NW - I		NC - II		NE - III		SW - IV		SC - V		SE - VI	
	LOW	HIGH	LOW	HIGH	LOW	HIGH	LOW	HIGH	LOW	HIGH	LOW	HIGH
<b>1</b>	8.82	8.94	8.84	8.96	8.87	9.04	8.78	9.04	8.92	9.10	8.94	9.15
<b>2</b>												
<b>3</b>												
<b>4</b>												
<b>5</b>	8.76	8.91	8.79	8.88	8.81	8.96	8.85	8.98	8.86	9.04	8.87	9.07
<b>6</b>	8.84	8.99	8.88	8.97	8.88	9.04	8.93	9.09	8.94	9.13	8.97	9.10
<b>7</b>	8.92	9.07	8.96	9.05	8.94	9.12	9.02	9.18	9.02	9.21	9.03	9.13
<b>8</b>	8.86	9.06	8.90	8.99	8.87	9.06	8.96	9.14	8.96	9.15	8.97	9.09
<b>9</b>	8.95	9.12	8.96	9.05	8.94	9.13	9.02	9.22	9.02	9.20	9.03	9.16
<b>10</b>												
<b>11</b>												
<b>12</b>	9.03	9.20	9.03	9.15	9.01	9.23	9.10	9.30	9.10	9.34	9.11	9.27
<b>13</b>	9.11	9.28	9.11	9.23	9.09	9.26	9.18	9.43	9.18	9.42	9.19	9.35
<b>14</b>	9.20	9.28	9.12	9.24	9.13	9.29	9.19	9.44	9.18	9.43	9.22	9.36
<b>15</b>	9.35	9.42	9.27	9.39	9.26	9.44	9.36	9.59	9.34	9.58	9.37	9.51
<b>16</b>	9.37	9.43	9.28	9.40	9.27	9.45	9.37	9.60	9.32	9.59	9.38	9.53
<b>17</b>												
<b>18</b>												
<b>19</b>	9.29	9.34	9.19	9.32	9.23	9.42	9.30	9.52	9.27	9.51	9.30	9.46
<b>20</b>	9.36	9.40	9.27	9.40	9.30	9.52	9.37	9.59	9.34	9.62	9.37	9.57
<b>21</b>	9.41	9.51	9.38	9.51	9.44	9.64	9.48	9.73	9.46	9.68	9.49	9.68
<b>22</b>	9.57	9.60	9.48	9.60	9.52	9.72	9.57	9.79	9.54	9.82	9.57	9.77
<b>23</b>	9.53	9.57	9.43	9.56	9.48	9.71	9.53	9.75	9.50	9.78	9.53	9.74
<b>24</b>												
<b>25</b>												
<b>26</b>	9.52	9.56	9.42	9.55	9.46	9.69	9.52	9.74	9.49	9.77	9.52	9.73
<b>27</b>	9.30	9.39	9.26	9.39	9.26	9.45	9.37	9.58	9.33	9.61	9.36	9.57
<b>28</b>	9.36	9.41	9.28	9.41	9.25	9.46	9.37	9.59	9.33	9.61	9.36	9.54
<b>29</b>	9.41	9.44	9.31	9.44	9.23	9.47	9.42	9.60	9.36	9.67	9.39	9.55
<b>30</b>	9.44	9.49	9.35	9.47	9.26	9.50	9.45	9.63	9.45	9.64	9.42	9.52

Mo Avg	9.2627	9.2395	9.2612	9.3398	9.2901	9.3433
					State average	9.2782

Prepared by Iowa Department of Agriculture and Land Stewardship  
Agricultural Marketing Bureau, Des Moines, Iowa

## IOWA DAILY SOYBEAN RANGES FOR AUGUST 2010

	NW - I		NC - II		NE - III		SW - IV		SC - V		SE - VI	
	LOW	HIGH	LOW	HIGH	LOW	HIGH	LOW	HIGH	LOW	HIGH	LOW	HIGH
<b>1</b>												
<b>2</b>	9.90	10.10	9.74	10.10	9.89	10.30	9.96	10.15	10.00	10.13	9.83	10.35
<b>3</b>	9.93	10.18	9.78	10.18	9.97	10.41	9.96	10.22	10.01	10.21	10.19	10.35
<b>4</b>	9.95	10.18	9.84	10.24	10.02	10.36	10.03	10.28	10.07	10.25	10.29	10.40
<b>5</b>	9.93	10.23	9.90	10.21	10.04	10.34	10.05	10.20	10.12	10.27	10.14	10.42
<b>6</b>	9.97	10.19	9.94	10.24	10.09	10.34	10.08	10.24	10.16	10.26	10.23	10.32
<b>7</b>												
<b>8</b>												
<b>9</b>	9.95	10.20	9.90	10.24	10.03	10.25	10.06	10.26	10.18	10.27	10.18	10.31
<b>10</b>	9.79	10.07	9.76	10.07	9.55	10.08	9.91	10.13	9.97	10.14	10.03	10.11
<b>11</b>	9.72	10.01	9.72	10.01	9.47	10.07	9.84	10.06	9.85	10.07	9.96	10.08
<b>12</b>	9.85	10.14	9.81	10.14	9.61	10.20	9.94	10.16	9.96	10.20	10.09	10.21
<b>13</b>	9.94	10.24	9.94	10.24	9.79	10.35	10.10	10.32	10.19	10.35	10.24	10.37
<b>14</b>												
<b>15</b>												
<b>16</b>	9.81	10.12	9.82	10.15	9.65	10.31	9.98	10.14	10.03	10.23	10.12	10.27
<b>17</b>	9.92	10.18	9.92	10.22	9.79	10.42	10.08	10.25	10.07	10.33	10.22	10.45
<b>18</b>	9.81	10.06	9.81	10.11	9.67	10.28	9.99	10.14	9.96	10.29	10.11	10.35
<b>19</b>	9.62	9.86	9.62	9.92	9.50	10.20	9.83	9.95	9.77	10.03	9.92	10.16
<b>20</b>	9.54	9.76	9.54	9.84	9.40	10.12	9.75	9.87	9.69	9.95	9.84	10.08
<b>21</b>												
<b>22</b>												
<b>23</b>	9.65	9.80	9.56	9.86	9.37	10.13	9.82	9.88	9.70	9.97	9.88	10.09
<b>24</b>	9.55	9.71	9.49	9.79	9.64	10.02	9.78	9.95	9.64	9.94	9.82	10.02
<b>25</b>	9.57	9.71	9.49	9.79	9.65	10.02	9.79	9.98	9.74	9.99	9.67	9.98
<b>26</b>	9.72	9.86	9.65	10.00	9.70	10.22	9.94	10.15	9.90	10.10	9.82	10.18
<b>27</b>	9.84	9.98	9.76	10.11	9.92	10.24	10.06	10.26	10.09	10.21	10.04	10.29
<b>28</b>												
<b>29</b>												
<b>30</b>	9.80	9.94	9.78	10.07	9.82	10.20	10.02	10.23	10.06	10.18	9.90	10.16
<b>31</b>	9.68	9.82	9.68	10.00	9.72	10.08	9.90	10.10	9.93	10.05	9.78	10.04
<b>Mo Avg</b>	9.9368		9.9651		9.9975		10.0519		10.0836		10.1344	
									State average		10.0073	

Prepared by Iowa Department of Agriculture and Land Stewardship  
Agricultural Marketing Bureau, Des Moines, Iowa

## IOWA DAILY SOYBEAN RANGES FOR DECEMBER 2010

	NW - I		NC - II		NE - III		SW - IV		SC - V		SE - VI	
	LOW	HIGH	LOW	HIGH	LOW	HIGH	LOW	HIGH	LOW	HIGH	LOW	HIGH
<b>1</b>	12.18	12.29	12.18	12.26	12.10	12.58	12.08	12.38	12.23	12.38	12.23	12.63
<b>2</b>	12.15	12.26	12.18	12.24	12.07	12.40	12.05	12.35	12.19	12.35	12.22	12.60
<b>3</b>	12.35	12.46	12.38	12.49	12.28	12.58	12.25	12.55	12.40	12.55	12.42	12.79
<b>4</b>												
<b>5</b>												
<b>6</b>	12.23	12.35	12.28	12.34	12.19	12.46	12.16	12.44	12.32	12.44	12.31	12.63
<b>7</b>	12.20	12.32	12.25	12.31	12.16	12.43	12.16	12.41	12.29	12.43	12.28	12.61
<b>8</b>	12.31	12.42	12.35	12.41	12.27	12.54	12.27	12.51	12.39	12.54	12.42	12.72
<b>9</b>	12.16	12.28	12.22	12.31	12.14	12.40	12.12	12.37	12.25	12.40	12.28	12.57
<b>10</b>	12.08	12.19	12.13	12.23	12.04	12.32	12.04	12.28	12.16	12.31	12.19	12.49
<b>11</b>												
<b>12</b>												
<b>13</b>	12.37	12.49	12.42	12.53	12.35	12.60	12.33	12.58	12.46	12.61	12.49	12.76
<b>14</b>	12.31	12.43	12.35	12.46	12.29	12.58	12.29	12.51	12.44	12.56	12.42	12.68
<b>15</b>	12.31	12.43	12.38	12.47	12.31	12.59	12.29	12.52	12.42	12.56	12.43	12.68
<b>16</b>	12.24	12.36	12.32	12.40	12.24	12.52	12.22	12.44	12.39	12.49	12.36	12.61
<b>17</b>	12.34	12.45	12.42	12.50	12.33	12.61	12.32	12.54	12.50	12.59	12.46	12.71
<b>18</b>												
<b>19</b>												
<b>20</b>	12.50	12.66	12.58	12.66	12.50	12.78	12.48	12.70	12.66	12.75	12.66	12.87
<b>21</b>	12.62	12.77	12.71	12.77	12.61	12.89	12.59	12.86	12.70	12.86	12.77	12.98
<b>22</b>	12.64	12.80	12.73	12.80	12.62	12.91	12.62	12.89	12.74	12.89	12.79	13.01
<b>23</b>	12.84	13.00	12.95	13.00	12.82	13.12	12.82	13.10	12.95	13.05	12.97	13.21
<b>24</b>												
<b>25</b>												
<b>26</b>												
<b>27</b>	13.08	13.24	13.18	13.24	13.04	13.33	13.03	13.33	13.18	13.28	13.16	13.42
<b>28</b>	13.07	13.27	13.21	13.27	13.08	13.36	13.06	13.36	13.21	13.31	13.19	13.45
<b>29</b>	12.97	13.17	13.11	13.17	12.98	13.26	12.96	13.26	13.11	13.21	13.04	13.30
<b>30</b>	12.96	13.16	13.09	13.16	12.98	13.26	12.95	13.26	13.06	13.21	13.09	13.30
<b>31</b>												

Mo Avg	12.5736	12.5857	12.5987	12.5716	12.6270	12.7410
					State average	12.6055

Prepared by Iowa Department of Agriculture and Land Stewardship  
Agricultural Marketing Bureau, Des Moines, Iowa

## IOWA DAILY SOYBEAN RANGES FOR FEBRUARY 2010

	NW - I		NC - II		NE - III		SW - IV		SC - V		SE - VI	
	LOW	HIGH	LOW	HIGH	LOW	HIGH	LOW	HIGH	LOW	HIGH	LOW	HIGH
<b>1</b>	8.51	8.63	8.45	8.57	8.45	8.64	8.51	8.70	8.55	8.72	8.52	8.70
<b>2</b>	8.67	8.79	8.63	8.72	8.61	8.78	8.67	8.86	8.71	8.88	8.68	8.87
<b>3</b>	8.50	8.68	8.45	8.56	8.43	8.66	8.49	8.68	8.53	8.72	8.58	8.70
<b>4</b>	8.59	8.74	8.51	8.61	8.49	8.72	8.58	8.74	8.59	8.78	8.64	8.76
<b>5</b>	8.59	8.73	8.54	8.63	8.49	8.71	8.57	8.74	8.59	8.78	8.64	8.78
<b>6</b>												
<b>7</b>												
<b>8</b>	8.74	8.89	8.70	8.79	8.70	8.87	8.75	8.91	8.77	8.96	8.80	8.94
<b>9</b>	8.69	8.84	8.65	8.75	8.66	8.88	8.68	8.87	8.74	8.91	8.75	8.91
<b>10</b>	8.82	8.97	8.78	8.88	8.79	8.98	8.74	9.06	8.87	9.04	8.88	9.06
<b>11</b>	8.90	9.03	8.83	8.93	8.86	9.03	8.79	9.05	8.95	9.09	8.96	9.14
<b>12</b>	8.95	9.05	8.85	8.98	8.88	9.05	8.81	9.07	8.97	9.11	8.98	9.16
<b>13</b>												
<b>14</b>												
<b>15</b>												
<b>16</b>	9.15	9.22	9.06	9.18	9.05	9.26	9.00	9.28	9.18	9.32	9.12	9.36
<b>17</b>	9.01	9.08	8.92	9.04	8.94	9.13	8.86	9.17	9.04	9.18	8.99	9.22
<b>18</b>	8.98	9.05	8.88	9.01	8.90	9.09	8.82	9.13	9.00	9.18	8.96	9.20
<b>19</b>	8.95	9.02	8.85	8.99	8.87	9.05	8.81	9.13	8.97	9.15	8.93	9.17
<b>20</b>												
<b>21</b>												
<b>22</b>	9.11	9.16	9.02	9.16	9.02	9.21	8.98	9.30	9.14	9.32	9.10	9.34
<b>23</b>	9.02	9.07	8.94	9.07	8.92	9.16	8.91	9.21	9.05	9.23	9.00	9.25
<b>24</b>	9.05	9.11	8.97	9.11	8.96	9.17	8.96	9.24	9.10	9.26	9.03	9.26
<b>25</b>	8.96	8.99	8.83	8.97	8.83	9.01	8.85	9.09	8.96	9.11	8.89	9.11
<b>26</b>	9.06	9.10	8.97	9.16	8.92	9.11	8.96	9.20	9.05	9.22	8.99	9.21
<b>27</b>												
<b>28</b>												

Mo Avg	8.9008	8.8568	8.8680	8.9088	8.9285	8.9789
					State average	8.8960

## IOWA DAILY SOYBEAN RANGES FOR JANUARY 2010

	NW - I		NC - II		NE - III		SW - IV		SC - V		SE - VI	
	LOW	HIGH	LOW	HIGH	LOW	HIGH	LOW	HIGH	LOW	HIGH	LOW	HIGH
<b>1</b>												
<b>2</b>												
<b>3</b>												
<b>4</b>	9.91	10.00	9.83	10.03	9.85	10.09	9.76	10.08	9.98	10.11	9.84	10.00
<b>5</b>	9.94	10.03	9.87	10.06	9.87	10.14	9.81	10.11	10.01	10.14	9.87	10.08
<b>6</b>	9.92	10.02	9.86	10.02	9.86	10.12	9.79	10.09	9.94	10.12	9.86	10.02
<b>7</b>	9.60	9.69	9.53	9.69	9.53	9.77	9.50	9.76	9.61	9.79	9.53	9.73
<b>8</b>	9.55	9.64	9.48	9.65	9.48	9.74	9.48	9.72	9.57	9.75	9.54	9.72
<b>9</b>												
<b>10</b>												
<b>11</b>	9.44	9.54	9.37	9.54	9.33	9.63	9.40	9.61	9.50	9.64	9.42	9.60
<b>12</b>	9.11	9.21	9.05	9.21	9.01	9.28	9.05	9.35	9.13	9.31	9.12	9.31
<b>13</b>	9.25	9.37	9.19	9.35	9.15	9.43	9.24	9.43	9.27	9.46	9.25	9.45
<b>14</b>	9.19	9.29	9.04	9.29	9.00	9.34	9.15	9.34	9.23	9.37	9.08	9.40
<b>15</b>	9.09	9.20	9.09	9.19	9.05	9.40	9.05	9.24	9.13	9.27	9.00	9.30
<b>16</b>												
<b>17</b>												
<b>18</b>												
<b>19</b>	8.98	9.13	8.99	9.08	8.95	9.30	9.00	9.16	9.03	9.17	8.99	9.20
<b>20</b>	8.85	9.00	8.85	8.95	8.81	9.16	8.86	9.02	8.89	9.03	8.85	9.07
<b>21</b>	8.89	9.04	8.89	8.99	8.85	9.09	8.90	9.09	8.93	9.07	8.89	9.12
<b>22</b>	8.88	9.01	8.86	8.96	8.83	9.03	8.89	9.07	8.92	9.05	8.87	9.09
<b>23</b>												
<b>24</b>												
<b>25</b>	8.77	8.90	8.76	8.85	8.72	8.92	8.78	8.96	8.81	8.94	8.76	8.98
<b>26</b>	8.87	8.97	8.83	8.92	8.79	9.00	8.87	9.08	8.88	9.03	8.88	9.05
<b>27</b>	8.69	8.79	8.64	8.74	8.62	8.81	8.70	8.89	8.69	8.89	8.70	8.89
<b>28</b>	8.72	8.82	8.67	8.77	8.64	8.84	8.73	8.92	8.72	8.92	8.73	8.92
<b>29</b>	8.54	8.67	8.49	8.59	8.49	8.66	8.55	8.74	8.54	8.76	8.56	8.74
<b>30</b>												

Mo Avg	9.2242	9.2025	9.2077	9.2455	9.2479	9.2623
					State average	9.2251

Prepared by Iowa Department of Agriculture and Land Stewardship  
 Agricultural Marketing Bureau, Des Moines, Iowa

## IOWA DAILY SOYBEAN RANGES FOR JULY 2010

	NW - I		NC - II		NE - III		SW - IV		SC - V		SE - VI	
	LOW	HIGH	LOW	HIGH	LOW	HIGH	LOW	HIGH	LOW	HIGH	LOW	HIGH
<b>1</b>	9.07	9.17	9.07	9.20	9.06	9.26	9.15	9.27	9.16	9.29	9.22	9.36
<b>2</b>	9.09	9.24	9.14	9.27	9.15	9.39	9.19	9.27	9.27	9.37	9.30	9.43
<b>3</b>												
<b>4</b>												
<b>5</b>												
<b>6</b>	9.10	9.20	9.10	9.23	9.14	9.38	9.13	9.23	9.23	9.31	9.28	9.43
<b>7</b>	9.38	9.52	9.38	9.50	9.46	9.69	9.40	9.58	9.50	9.62	9.55	9.73
<b>8</b>	9.53	9.66	9.53	9.66	9.61	9.83	9.54	9.71	9.65	9.77	9.69	9.88
<b>9</b>	9.55	9.76	9.60	9.76	9.71	10.00	9.60	9.76	9.73	9.87	9.79	10.03
<b>10</b>												
<b>11</b>												
<b>12</b>	9.60	9.81	9.64	9.80	9.72	10.06	9.57	9.81	9.71	9.88	9.76	10.12
<b>13</b>	9.57	9.77	9.62	9.75	9.69	10.00	9.57	9.85	9.69	9.85	9.78	10.03
<b>14</b>	9.67	9.82	9.65	9.82	9.68	10.00	9.63	9.88	9.67	9.92	9.73	10.05
<b>15</b>	9.84	10.00	9.86	10.03	9.78	10.13	9.83	10.14	9.85	10.13	9.96	10.19
<b>16</b>	9.75	9.97	9.80	9.95	9.72	10.15	9.72	9.97	9.72	10.01	9.95	10.19
<b>17</b>												
<b>18</b>												
<b>19</b>	9.51	9.86	9.57	9.82	9.49	10.03	9.51	9.84	9.59	9.89	9.78	10.07
<b>20</b>	9.52	9.81	9.63	9.82	9.47	10.07	9.52	9.85	9.57	9.85	9.79	10.09
<b>21</b>	9.57	9.86	9.66	9.85	9.53	10.14	9.60	9.87	9.62	9.90	9.82	10.19
<b>22</b>	9.57	9.87	9.64	9.82	9.64	10.08	9.61	9.88	9.71	9.91	9.83	10.12
<b>23</b>	9.60	9.88	9.66	9.85	9.66	10.03	9.63	9.85	9.65	9.87	9.83	10.09
<b>24</b>												
<b>25</b>												
<b>26</b>	9.45	9.73	9.48	9.69	9.49	9.88	9.47	9.70	9.46	9.72	9.64	9.90
<b>27</b>	9.53	9.69	9.47	9.69	9.45	9.88	9.47	9.69	9.53	9.71	9.64	9.90
<b>28</b>	9.66	9.83	9.60	9.83	9.57	9.89	9.59	9.82	9.70	9.85	9.76	10.01
<b>29</b>	9.76	9.93	9.70	9.93	9.62	10.09	9.69	9.92	9.78	9.95	9.88	10.07
<b>30</b>	9.85	10.09	9.87	10.08	9.84	10.30	9.89	10.10	9.92	10.13	10.03	10.31
Mo Avg	9.6464		9.6693		9.7180		9.6627		9.7284		9.8766	
									State average		9.7004	

Prepared by Iowa Department of Agriculture and Land Stewardship  
Agricultural Marketing Bureau, Des Moines, Iowa



## IOWA DAILY SOYBEAN RANGES FOR JUNE 2010

	NW - I		NC - II		NE - III		SW - IV		SC - V		SE - VI	
	LOW	HIGH	LOW	HIGH	LOW	HIGH	LOW	HIGH	LOW	HIGH	LOW	HIGH
<b>1</b>	8.87	9.03	8.84	8.97	8.87	9.17	8.94	9.27	8.90	9.23	8.95	9.21
<b>2</b>	8.87	9.07	8.84	8.97	8.88	9.21	8.94	9.28	8.92	9.24	8.96	9.27
<b>3</b>	9.10	9.30	9.06	9.20	9.12	9.43	9.17	9.50	9.17	9.50	9.19	9.48
<b>4</b>	8.95	9.10	8.93	9.00	8.92	9.24	8.97	9.27	8.97	9.30	8.99	9.28
<b>5</b>												
<b>6</b>												
<b>7</b>	8.95	9.10	8.93	9.00	8.92	9.24	8.97	9.30	8.97	9.30	9.01	9.28
<b>8</b>	8.91	9.06	8.89	8.96	8.88	9.21	8.96	9.26	8.93	9.26	8.97	9.27
<b>9</b>	9.03	9.18	9.01	9.09	9.01	9.36	9.08	9.38	9.05	9.39	9.12	9.35
<b>10</b>	8.97	9.10	8.93	9.00	8.95	9.25	9.00	9.30	8.98	9.30	9.03	9.27
<b>11</b>	9.11	9.21	9.05	9.11	9.06	9.36	9.11	9.41	9.09	9.41	9.14	9.41
<b>12</b>												
<b>13</b>												
<b>14</b>	9.13	9.26	9.12	9.27	9.12	9.41	9.16	9.47	9.16	9.47	9.20	9.44
<b>15</b>	9.12	9.24	9.10	9.25	9.03	9.38	9.16	9.45	9.15	9.45	9.23	9.43
<b>16</b>	9.22	9.28	9.10	9.33	9.12	9.48	9.25	9.50	9.25	9.53	9.32	9.51
<b>17</b>	9.17	9.24	9.14	9.32	9.07	9.41	9.24	9.49	9.23	9.52	9.24	9.45
<b>18</b>	9.26	9.31	9.21	9.34	9.16	9.48	9.31	9.56	9.33	9.59	9.38	9.53
<b>19</b>												
<b>20</b>												
<b>21</b>	9.28	9.37	9.27	9.39	9.24	9.49	9.37	9.60	9.39	9.65	9.40	9.56
<b>22</b>	9.36	9.39	9.28	9.40	9.21	9.49	9.38	9.58	9.40	9.61	9.44	9.55
<b>23</b>	9.21	9.26	9.16	9.28	9.14	9.42	9.26	9.50	9.28	9.49	9.33	9.46
<b>24</b>	9.10	9.20	9.05	9.22	9.11	9.36	9.20	9.40	9.22	9.40	9.25	9.42
<b>25</b>	9.11	9.21	9.06	9.23	9.13	9.44	9.21	9.41	9.23	9.41	9.25	9.44
<b>26</b>												
<b>27</b>												
<b>28</b>	9.10	9.21	9.06	9.23	9.11	9.38	9.20	9.43	9.23	9.41	9.26	9.45
<b>29</b>	9.01	9.15	8.97	9.14	9.06	9.31	9.11	9.42	9.14	9.32	9.17	9.34
<b>30</b>	9.01	9.07	9.01	9.14	9.05	9.30	9.11	9.24	9.10	9.26	9.16	9.32

Mo Avg	9.1382	9.1211	9.2006	9.2723	9.2064	9.3196
					State average	9.1877

Prepared by Iowa Department of Agriculture and Land Stewardship  
Agricultural Marketing Bureau, Des Moines, Iowa

## IOWA DAILY SOYBEAN RANGES FOR MARCH 2010

	NW - I		NC - II		NE - III		SW - IV		SC - V		SE - VI	
	LOW	HIGH	LOW	HIGH	LOW	HIGH	LOW	HIGH	LOW	HIGH	LOW	HIGH
<b>1</b>	9.05	9.11	9.02	9.21	8.92	9.20	8.99	9.22	9.09	9.24	9.06	9.21
<b>2</b>	9.08	9.12	9.03	9.10	9.01	9.22	9.00	9.26	9.10	9.25	9.06	9.22
<b>3</b>	9.08	9.12	9.03	9.09	8.99	9.22	9.00	9.26	9.10	9.25	9.09	9.22
<b>4</b>	8.87	8.91	8.82	8.92	8.80	9.01	8.78	9.04	8.88	9.03	8.88	9.02
<b>5</b>	8.90	8.93	8.83	8.93	8.82	9.05	8.71	9.05	8.89	8.97	8.91	8.97
<b>6</b>												
<b>7</b>												
<b>8</b>	8.93	8.98	8.83	8.98	8.81	9.08	8.78	9.10	8.93	9.02	8.96	9.02
<b>9</b>	8.89	8.97	8.83	8.95	8.77	9.08	8.83	9.13	8.93	9.02	8.95	9.02
<b>10</b>	9.00	9.08	8.93	9.05	8.87	9.19	8.98	9.23	9.06	9.12	9.06	9.13
<b>11</b>	8.72	8.80	8.66	8.78	8.69	8.91	8.75	8.96	8.79	8.90	8.78	8.85
<b>12</b>	8.70	8.75	8.66	8.75	8.66	8.85	8.70	8.88	8.74	8.85	8.73	8.80
<b>13</b>												
<b>14</b>												
<b>15</b>	8.75	8.80	8.70	8.83	8.56	8.90	8.77	8.92	8.78	8.94	8.78	8.85
<b>16</b>	8.90	8.95	8.85	9.01	8.84	9.04	8.93	9.07	8.93	9.09	8.93	9.00
<b>17</b>	9.04	9.09	9.01	9.09	8.98	9.19	9.06	9.21	9.07	9.23	9.07	9.14
<b>18</b>	9.04	9.09	9.00	9.09	8.94	9.19	9.08	9.22	9.08	9.24	9.07	9.14
<b>19</b>	9.07	9.12	9.03	9.12	8.96	9.22	9.10	9.24	9.10	9.26	9.10	9.16
<b>20</b>												
<b>21</b>												
<b>22</b>	9.13	9.19	9.10	9.18	9.03	9.29	9.15	9.31	9.17	9.33	9.15	9.25
<b>23</b>	9.16	9.18	9.09	9.20	9.03	9.29	9.14	9.33	9.18	9.32	9.15	9.24
<b>24</b>	9.06	9.15	9.02	9.12	8.95	9.21	9.06	9.25	9.10	9.24	9.09	9.16
<b>25</b>	8.90	8.97	8.84	8.95	8.77	9.03	8.89	9.01	8.92	9.11	8.91	8.99
<b>26</b>	9.00	9.07	8.94	9.04	8.87	9.14	8.98	9.17	9.02	9.20	9.01	9.08
<b>27</b>												
<b>28</b>												
<b>29</b>	9.15	9.22	9.09	9.20	9.03	9.27	9.13	9.33	9.17	9.36	9.19	9.26
<b>30</b>	9.22	9.29	9.16	9.26	9.14	9.34	9.20	9.39	9.24	9.42	9.25	9.35
<b>31</b>	8.89	8.96	8.83	8.95	8.77	9.01	8.87	9.06	8.91	9.09	8.92	9.02
Mo Avg	9.0124		8.9910		9.0193		9.0408		9.0416		9.0571	
									State average		9.0188	

Prepared by Iowa Department of Agriculture and Land Stewardship  
Agricultural Marketing Bureau, Des Moines, Iowa

## IOWA DAILY SOYBEAN RANGES FOR MAY 2010

	NW - I		NC - II		NE - III		SW - IV		SC - V		SE - VI	
	LOW	HIGH	LOW	HIGH	LOW	HIGH	LOW	HIGH	LOW	HIGH	LOW	HIGH
<b>1</b>												
<b>2</b>												
<b>3</b>	9.31	9.37	9.27	9.35	9.11	9.36	9.32	9.51	9.34	9.52	9.30	9.39
<b>4</b>	9.32	9.37	9.25	9.35	9.19	9.37	9.33	9.51	9.34	9.52	9.30	9.42
<b>5</b>	9.23	9.28	9.18	9.28	9.07	9.28	9.24	9.43	9.25	9.43	9.24	9.35
<b>6</b>	8.92	9.04	8.89	9.04	8.85	9.04	9.00	9.19	8.91	9.26	9.00	9.13
<b>7</b>	9.07	9.10	9.00	9.10	8.93	9.13	9.08	9.25	9.07	9.32	9.06	9.19
<b>8</b>												
<b>9</b>												
<b>10</b>	9.08	9.11	9.01	9.11	8.94	9.19	9.09	9.27	9.08	9.33	9.07	9.24
<b>11</b>	9.13	9.16	9.06	9.16	9.06	9.28	9.14	9.41	9.13	9.42	9.14	9.33
<b>12</b>	9.13	9.23	9.04	9.16	9.04	9.28	9.13	9.41	9.15	9.42	9.14	9.34
<b>13</b>	9.12	9.22	9.05	9.15	9.03	9.25	9.12	9.41	9.14	9.41	9.13	9.33
<b>14</b>	9.01	9.11	8.92	9.14	8.92	9.14	9.01	9.30	9.03	9.30	9.02	9.26
<b>15</b>												
<b>16</b>												
<b>17</b>	8.89	9.01	8.81	9.01	8.80	9.02	8.89	9.20	8.91	9.21	8.89	9.16
<b>18</b>	8.87	9.02	8.80	9.00	8.81	9.07	8.87	9.25	8.91	9.23	8.88	9.17
<b>19</b>	8.88	9.01	8.79	9.00	8.84	9.14	8.90	9.24	8.93	9.24	8.89	9.20
<b>20</b>	8.95	9.12	8.84	9.06	8.89	9.19	8.96	9.29	8.98	9.29	9.00	9.28
<b>21</b>	8.95	9.12	8.81	9.03	8.86	9.18	8.93	9.26	8.95	9.26	8.97	9.25
<b>22</b>												
<b>23</b>												
<b>24</b>	8.94	9.15	8.81	9.03	8.86	9.20	8.97	9.29	8.95	9.30	8.97	9.26
<b>25</b>	8.88	9.05	8.77	8.95	8.84	9.12	8.87	9.26	8.89	9.20	8.87	9.18
<b>26</b>	8.96	9.13	8.84	9.02	8.91	9.22	8.97	9.33	8.96	9.29	8.94	9.27
<b>27</b>	9.10	9.27	8.98	9.17	9.05	9.36	9.11	9.44	9.10	9.43	9.12	9.39
<b>28</b>	8.96	9.13	8.90	9.02	8.94	9.23	9.00	9.33	8.96	9.29	9.01	9.24
<b>29</b>												
<b>30</b>												
<b>31</b>												
Mo Avg	9.0776		9.0399		9.0675		9.1973		9.1146		9.1772	
									State average		9.0965	

Prepared by Iowa Department of Agriculture and Land Stewardship  
Agricultural Marketing Bureau, Des Moines, Iowa

## IOWA DAILY SOYBEAN RANGES FOR NOVEMBER 2010

	NW - I		NC - II		NE - III		SW - IV		SC - V		SE - VI	
	LOW	HIGH	LOW	HIGH	LOW	HIGH	LOW	HIGH	LOW	HIGH	LOW	HIGH
<b>1</b>	11.40	11.57	11.48	11.60	11.37	11.74	11.35	11.60	11.55	11.65	11.58	11.94
<b>2</b>	11.39	11.64	11.47	11.64	11.46	11.75	11.37	11.64	11.57	11.66	11.57	11.88
<b>3</b>	11.47	11.68	11.53	11.65	11.50	11.83	11.45	11.68	11.62	11.71	11.61	11.95
<b>4</b>	11.86	12.05	11.90	12.02	11.88	12.12	11.82	12.05	11.99	12.10	12.03	12.17
<b>5</b>	11.95	12.19	11.99	12.14	11.97	12.22	11.94	12.14	12.09	12.22	12.05	12.25
<b>6</b>												
<b>7</b>												
<b>8</b>	11.86	12.10	11.90	12.05	11.88	12.13	11.85	12.10	12.00	12.13	11.96	12.17
<b>9</b>	12.41	12.64	12.40	12.59	12.39	12.79	12.39	12.64	12.54	12.65	12.47	12.74
<b>10</b>	12.31	12.54	12.35	12.49	12.30	12.67	12.33	12.55	12.45	12.58	12.39	12.67
<b>11</b>												
<b>12</b>	11.88	12.04	11.87	12.02	11.74	12.23	11.85	12.09	11.91	12.09	11.99	12.33
<b>13</b>												
<b>14</b>												
<b>15</b>	12.05	12.22	12.02	12.20	11.94	12.54	12.05	12.27	12.17	12.27	12.17	12.61
<b>16</b>	11.39	11.88	11.40	11.62	11.26	11.92	11.42	11.60	11.50	11.60	11.59	12.00
<b>17</b>	11.26	11.40	11.25	11.40	11.28	11.84	11.27	11.47	11.35	11.45	11.44	11.90
<b>18</b>	11.65	11.80	11.67	11.78	11.69	12.18	11.69	11.84	11.77	11.84	11.82	12.26
<b>19</b>	11.26	11.41	11.26	11.38	11.29	11.80	11.29	11.47	11.36	11.49	11.42	11.86
<b>20</b>												
<b>21</b>												
<b>22</b>	11.49	11.61	11.46	11.59	11.48	11.98	11.49	11.67	11.56	11.69	11.62	12.06
<b>23</b>	11.57	11.79	11.63	11.79	11.68	12.17	11.67	11.92	11.74	11.89	11.79	12.18
<b>24</b>	11.85	11.95	11.85	11.95	11.81	12.31	11.83	12.08	11.90	12.05	11.95	12.34
<b>25</b>												
<b>26</b>												
<b>27</b>												
<b>28</b>												
<b>29</b>	11.68	11.78	11.65	11.75	11.64	12.08	11.63	11.88	11.73	11.85	11.75	12.12
<b>30</b>	11.76	11.86	11.77	11.91	11.72	12.18	11.68	11.98	11.81	11.98	11.83	12.20

Mo Avg	11.8151	11.8160	11.8936	11.8208	11.8695	12.0510
					State average	11.8597

Prepared by Iowa Department of Agriculture and Land Stewardship  
Agricultural Marketing Bureau, Des Moines, Iowa

## IOWA DAILY SOYBEAN RANGES FOR OCTOBER 2010

	NW - I		NC - II		NE - III		SW - IV		SC - V		SE - VI	
	LOW	HIGH	LOW	HIGH	LOW	HIGH	LOW	HIGH	LOW	HIGH	LOW	HIGH
<b>1</b>	9.73	9.90	9.82	9.92	9.68	10.07	9.67	9.97	9.87	9.97	9.87	10.06
<b>2</b>												
<b>3</b>												
<b>4</b>	9.70	9.86	9.74	9.89	9.60	9.90	9.60	9.91	9.84	9.91	9.78	10.02
<b>5</b>	9.86	10.03	9.97	10.07	9.79	10.08	9.76	10.09	9.97	10.07	9.96	10.21
<b>6</b>	9.76	9.92	9.87	9.97	9.69	10.02	9.64	9.94	9.87	9.94	9.91	10.14
<b>7</b>	9.79	9.95	9.90	10.00	9.76	10.05	9.67	9.97	9.79	9.97	9.90	10.17
<b>8</b>	10.40	10.60	10.53	10.70	10.36	10.55	10.27	10.60	10.40	10.60	10.50	10.84
<b>9</b>												
<b>10</b>												
<b>11</b>	10.57	10.77	10.69	10.83	10.47	10.74	10.45	10.77	10.57	10.79	10.68	10.94
<b>12</b>	10.80	11.03	10.95	11.09	10.75	10.99	10.71	11.03	10.82	11.19	10.94	11.28
<b>13</b>	10.78	11.01	10.93	11.07	10.73	10.99	10.68	11.01	10.87	11.03	10.97	11.26
<b>14</b>	10.90	11.13	11.05	11.19	10.85	11.16	10.80	11.13	10.99	11.15	11.09	11.37
<b>15</b>	10.87	11.10	11.03	11.15	10.81	11.14	10.77	11.10	10.95	11.12	11.05	11.34
<b>16</b>												
<b>17</b>												
<b>18</b>	10.86	11.09	11.02	11.14	10.81	11.12	10.76	11.09	10.94	11.11	11.04	11.33
<b>19</b>	10.82	11.05	11.00	11.10	10.77	11.13	10.72	11.05	10.95	11.10	11.07	11.24
<b>20</b>	11.14	11.37	11.32	11.42	11.08	11.50	11.04	11.37	11.27	11.42	11.39	11.56
<b>21</b>	11.03	11.26	11.21	11.32	11.02	11.36	10.94	11.26	11.17	11.34	11.32	11.46
<b>22</b>	11.01	11.24	11.20	11.30	10.98	11.38	10.91	11.24	11.20	11.32	11.30	11.46
<b>23</b>												
<b>24</b>												
<b>25</b>	11.23	11.43	11.38	11.48	11.24	11.59	11.14	11.47	11.43	11.51	11.48	11.64
<b>26</b>	11.24	11.49	11.39	11.49	11.26	11.63	11.21	11.44	11.44	11.52	11.49	11.72
<b>27</b>	11.29	11.54	11.44	11.54	11.37	11.73	11.26	11.51	11.53	11.57	11.54	11.81
<b>28</b>	11.30	11.57	11.45	11.56	11.37	11.73	11.33	11.52	11.54	11.58	11.59	11.80
<b>29</b>	11.41	11.58	11.49	11.58	11.38	11.72	11.36	11.57	11.56	11.59	11.59	11.84
<b>30</b>												
<b>31</b>												
Mo Avg	10.8370		10.8757		10.8182		10.7802		10.8833		11.0065	
									State average		10.8634	

Prepared by Iowa Department of Agriculture and Land Stewardship

## IOWA DAILY SOYBEAN RANGES FOR SEPTEMBER 2010

	NW - I		NC - II		NE - III		SW - IV		SC - V		SE - VI	
	LOW	HIGH	LOW	HIGH	LOW	HIGH	LOW	HIGH	LOW	HIGH	LOW	HIGH
<b>1</b>	9.63	9.75	9.65	9.95	9.67	10.08	9.85	10.03	9.89	10.01	9.76	10.04
<b>2</b>	9.57	9.79	9.69	9.99	9.71	10.12	9.77	10.06	9.92	10.04	9.72	10.18
<b>3</b>	9.83	10.05	9.95	10.25	9.73	10.48	10.08	10.40	10.18	10.25	9.98	10.44
<b>4</b>												
<b>5</b>												
<b>6</b>												
<b>7</b>	10.00	10.22	10.17	10.42	9.95	10.65	10.25	10.57	10.35	10.42	10.15	10.66
<b>8</b>	9.97	10.19	10.14	10.39	10.19	10.57	10.22	10.54	10.24	10.39	10.12	10.53
<b>9</b>	9.81	9.96	10.11	10.36	9.86	10.34	9.90	10.51	9.81	10.36	10.09	10.36
<b>10</b>	9.66	9.81	9.96	10.21	9.71	10.19	9.65	10.11	9.66	10.13	9.94	10.21
<b>11</b>												
<b>12</b>												
<b>13</b>	9.67	9.84	9.64	10.10	9.55	10.22	9.68	10.15	9.69	10.17	9.87	10.25
<b>14</b>	9.68	9.85	9.65	10.00	9.56	10.13	9.69	10.16	9.68	10.10	9.86	10.20
<b>15</b>	9.75	9.92	9.72	9.83	9.61	10.00	9.64	10.23	9.68	10.13	9.83	10.17
<b>16</b>	9.56	9.81	9.66	9.71	9.58	9.94	9.57	10.16	9.61	10.06	9.71	10.02
<b>17</b>	9.89	10.14	9.99	10.09	9.90	10.27	9.90	10.44	10.01	10.09	9.97	10.32
<b>18</b>												
<b>19</b>												
<b>20</b>	10.04	10.19	10.14	10.25	10.03	10.42	10.04	10.45	10.17	10.25	10.13	10.45
<b>21</b>	10.00	10.15	10.10	10.20	9.98	10.35	9.99	10.41	10.15	10.20	10.08	10.51
<b>22</b>	10.08	10.23	10.18	10.24	10.12	10.43	10.08	10.46	10.23	10.29	10.17	10.59
<b>23</b>	10.13	10.28	10.23	10.29	10.17	10.48	10.13	10.51	10.28	10.34	10.21	10.51
<b>24</b>	10.46	10.61	10.56	10.61	10.52	10.78	10.42	10.82	10.61	10.66	10.54	10.83
<b>25</b>												
<b>26</b>												
<b>27</b>	10.48	10.63	10.58	10.64	10.48	10.83	10.45	10.86	10.63	10.69	10.61	10.84
<b>28</b>	10.26	10.45	10.40	10.45	10.28	10.65	10.26	10.50	10.45	10.50	10.42	10.65
<b>29</b>	10.15	10.34	10.29	10.34	10.17	10.54	10.14	10.39	10.32	10.39	10.31	10.55
<b>30</b>	10.23	10.42	10.27	10.42	10.24	10.57	10.18	10.47	10.38	10.47	10.39	10.60

Mo Avg	10.0498	10.1204	10.1410	10.2025	10.1859	10.2692
					State average	10.1441

Prepared by Iowa Department of Agriculture and Land Stewardship  
Agricultural Marketing Bureau, Des Moines, Iowa

## IOWA STATE AVERAGE CORN PRICES FOR APRIL 2010

	NW - I	NC - II	NE - III	SW - IV	SC - V	SE - VI	State Average
<b>1</b>	3.1771	3.1980	3.1722	3.1486	3.1929	3.1871	3.1824
<b>2</b>							
<b>3</b>							
<b>4</b>							
<b>5</b>	3.1943	3.2190	3.1933	3.1686	3.2200	3.2057	3.2029
<b>6</b>	3.1943	3.2260	3.2000	3.1743	3.2271	3.2200	3.2094
<b>7</b>	3.2943	3.3260	3.3000	3.2743	3.3314	3.3171	3.3094
<b>8</b>	3.2171	3.2440	3.2238	3.1971	3.2443	3.2429	3.2303
<b>9</b>	3.1929	3.2250	3.2100	3.1743	3.2257	3.2286	3.2114
<b>10</b>							
<b>11</b>							
<b>12</b>	3.2143	3.2520	3.2500	3.1971	3.2529	3.2486	3.2383
<b>13</b>	3.2543	3.2990	3.2888	3.2443	3.3010	3.3067	3.2841
<b>14</b>	3.3243	3.3560	3.3389	3.3057	3.3586	3.3529	3.3415
<b>15</b>	3.3743	3.4130	3.3911	3.3536	3.4157	3.4071	3.3951
<b>16</b>	3.3843	3.4230	3.4011	3.3629	3.4114	3.4314	3.4055
<b>17</b>							
<b>18</b>							
<b>19</b>	3.2300	3.2720	3.2444	3.2043	3.2700	3.2600	3.2505
<b>20</b>	3.3071	3.3520	3.3189	3.2829	3.3457	3.3800	3.3332
<b>21</b>	3.3471	3.3870	3.3722	3.3229	3.3829	3.4086	3.3722
<b>22</b>	3.3800	3.4180	3.4078	3.3571	3.4086	3.4229	3.4022
<b>23</b>	3.2943	3.3290	3.3111	3.2714	3.3143	3.3457	3.3138
<b>24</b>							
<b>25</b>							
<b>26</b>	3.2857	3.3220	3.3000	3.2617	3.3071	3.3329	3.3048
<b>27</b>	3.2414	3.2750	3.2486	3.2157	3.2671	3.2814	3.2578
<b>28</b>	3.3457	3.3690	3.3525	3.3186	3.3471	3.3757	3.3551
<b>29</b>	3.3929	3.4150	3.3778	3.3671	3.3871	3.4100	3.3961
<b>30</b>	3.4571	3.4790	3.4333	3.4200	3.4371	3.4543	3.4539
Mo Avg	3.2906	3.3238	3.3017	3.2677	3.3166	3.3247	3.3071

Prepared by Iowa Department of Agriculture and Land Stewardship  
Agricultural Marketing Bureau, Des Moines, Iowa

## IOWA STATE AVERAGE CORN PRICES FOR AUGUST 2010

	NW - I	NC - II	NE - III	SW - IV	SC - V	SE - VI	State Average
<b>1</b>							
<b>2</b>	3.4443	3.4430	3.3733	3.4000	3.4629	3.4200	3.4276
<b>3</b>	3.4286	3.4270	3.3450	3.3786	3.4529	3.4114	3.4081
<b>4</b>	3.5343	3.5250	3.4650	3.4800	3.5671	3.5100	3.5131
<b>5</b>	3.5471	3.5360	3.4644	3.4929	3.5486	3.4900	3.5164
<b>6</b>	3.5571	3.5420	3.4789	3.5029	3.5671	3.5286	3.5299
<b>7</b>							
<b>8</b>							
<b>9</b>	3.5286	3.5310	3.4644	3.4743	3.5250	3.5200	3.4964
<b>10</b>	3.4229	3.4370	3.3633	3.4000	3.4414	3.4486	3.4195
<b>11</b>	3.4471	3.4570	3.3811	3.4086	3.4671	3.4643	3.4385
<b>12</b>	3.5514	3.5620	3.4978	3.4971	3.5657	3.5871	3.5449
<b>13</b>	3.6029	3.6170	3.5433	3.5600	3.6171	3.6400	3.5981
<b>14</b>							
<b>15</b>							
<b>16</b>	3.5543	3.5670	3.5188	3.5043	3.5671	3.5886	3.5518
<b>17</b>	3.6300	3.6470	3.5989	3.5886	3.6500	3.6786	3.6330
<b>18</b>	3.6614	3.6840	3.6356	3.6186	3.6857	3.7043	3.6667
<b>19</b>	3.6200	3.6370	3.5989	3.5700	3.6386	3.6543	3.6218
<b>20</b>	3.6886	3.7080	3.6756	3.6400	3.7057	3.7300	3.6935
<b>21</b>							
<b>22</b>							
<b>23</b>	3.6514	3.6680	3.6489	3.6000	3.6671	3.7286	3.6609
<b>24</b>	3.5286	3.5480	3.5263	3.4757	3.5829	3.6057	3.5423
<b>25</b>	3.5286	3.5530	3.5322	3.4814	3.5829	3.5971	3.5446
<b>26</b>	3.6414	3.6720	3.6467	3.6014	3.7014	3.7071	3.6608
<b>27</b>	3.6857	3.7130	3.6967	3.6471	3.7571	3.7643	3.7077
<b>28</b>							
<b>29</b>							
<b>30</b>	3.7357	3.7510	3.7478	3.7029	3.8157	3.8114	3.7550
<b>31</b>	3.7243	3.7570	3.7511	3.6757	3.8129	3.8114	3.7521
 Mo Avg	3.5779	3.5901	3.5434	3.5318	3.6083	3.6092	3.5765

Prepared by Iowa Department of Agriculture and Land Stewardship  
Agricultural Marketing Bureau, Des Moines, Iowa



## IOWA STATE AVERAGE CORN PRICES FOR DECEMBER 2010

	NW - I	NC - II	NE - III	SW - IV	SC - V	SE - VI	State Average
<b>1</b>	5.1986	5.2320	5.2244	5.2057	5.2571	5.3471	5.2377
<b>2</b>	5.0857	5.1360	5.1222	5.1071	5.1871	5.2429	5.1387
<b>3</b>	5.3029	5.3200	5.2867	5.2857	5.3700	5.4386	5.3258
<b>4</b>							
<b>5</b>							
<b>6</b>	5.2557	5.2680	5.2567	5.2343	5.3157	5.3814	5.2776
<b>7</b>	5.1986	5.2090	5.2088	5.1886	5.2586	5.3300	5.2234
<b>8</b>	5.3300	5.3430	5.3375	5.3300	5.4000	5.4629	5.3575
<b>9</b>	5.3300	5.3370	5.3556	5.3314	5.3943	5.4629	5.3582
<b>10</b>	5.3300	5.3390	5.3578	5.3314	5.3943	5.4629	5.3593
<b>11</b>							
<b>12</b>							
<b>13</b>	5.4743	5.4920	5.5178	5.4757	5.5443	5.6171	5.5108
<b>14</b>	5.4657	5.4750	5.5038	5.4117	5.5257	5.6143	5.4917
<b>15</b>	5.4357	5.4500	5.4956	5.4286	5.5014	5.5929	5.4741
<b>16</b>	5.4671	5.4920	5.5211	5.4533	5.5443	5.6086	5.5065
<b>17</b>	5.5614	5.5820	5.5988	5.5571	5.6343	5.7000	5.5969
<b>18</b>							
<b>19</b>							
<b>20</b>	5.6014	5.6150	5.6522	5.5914	5.6743	5.7371	5.6358
<b>21</b>	5.6286	5.6344	5.6756	5.6157	5.6971	5.7767	5.6605
<b>22</b>	5.6986	5.7150	5.7300	5.6843	5.7671	5.8000	5.7257
<b>23</b>	5.7529	5.7650	5.7800	5.7357	5.8171	5.8486	5.7765
<b>24</b>							
<b>25</b>							
<b>26</b>							
<b>27</b>	5.7657	5.7780	5.7800	5.7486	5.8300	5.8557	5.7865
<b>28</b>	5.8457	5.8580	5.8156	5.8300	5.9157	5.9071	5.8563
<b>29</b>	5.8557	5.8650	5.8300	5.8314	5.9200	5.9143	5.8642
<b>30</b>	5.7757	5.7840	5.7513	5.7471	5.8443	5.8357	5.7841
<b>31</b>							
Mo Avg	5.4933	5.5090	5.5143	5.4821	5.5616	5.6160	5.5213

Prepared by Iowa Department of Agriculture and Land Stewardship  
Agricultural Marketing Bureau, Des Moines, Iowa

## IOWA STATE AVERAGE CORN PRICES FOR FEBRUARY 2010

	NW - I	NC - II	NE - III	SW - IV	SC - V	SE - VI	State Average
<b>1</b>	3.2529	3.2920	3.3156	3.2300	3.2629	3.2871	3.2787
<b>2</b>	3.3200	3.3600	3.3744	3.2914	3.3229	3.3486	3.3428
<b>3</b>	3.2043	3.2460	3.2544	3.1771	3.2029	3.2286	3.2262
<b>4</b>	3.2171	3.2570	3.2644	3.1943	3.2200	3.2443	3.2392
<b>5</b>	3.1929	3.2380	3.2411	3.1757	3.1986	3.2143	3.2171
<b>6</b>							
<b>7</b>							
<b>8</b>	3.2443	3.2900	3.2933	3.2286	3.2538	3.2557	3.2681
<b>9</b>	3.2714	3.3244	3.3238	3.2657	3.2957	3.3033	3.3032
<b>10</b>	3.3100	3.3589	3.3733	3.3057	3.3329	3.3457	3.3427
<b>11</b>	3.3300	3.3670	3.3967	3.3186	3.3471	3.3743	3.3590
<b>12</b>	3.3243	3.3530	3.3800	3.3086	3.3371	3.3614	3.3469
<b>13</b>							
<b>14</b>							
<b>15</b>							
<b>16</b>	3.3843	3.4070	3.4289	3.3686	3.3971	3.4157	3.4024
<b>17</b>	3.3271	3.3330	3.3578	3.3086	3.3357	3.3500	3.3355
<b>18</b>	3.3057	3.3230	3.3333	3.2914	3.3143	3.3200	3.3169
<b>19</b>	3.3429	3.3610	3.3667	3.3186	3.3443	3.3529	3.3514
<b>20</b>							
<b>21</b>							
<b>22</b>	3.4543	3.4780	3.4756	3.4300	3.4714	3.4600	3.4651
<b>23</b>	3.4229	3.4480	3.4400	3.4029	3.4357	3.4371	3.4346
<b>24</b>	3.4957	3.5240	3.5122	3.4700	3.5086	3.5114	3.5079
<b>25</b>	3.4743	3.4930	3.4833	3.4514	3.4771	3.4686	3.4789
<b>26</b>	3.5343	3.5600	3.5444	3.5043	3.5329	3.5229	3.5395
<b>27</b>							
<b>28</b>							
 Mo Avg	3.3373	3.3691	3.3768	3.3180	3.3469	3.3580	3.3556

Prepared by Iowa Department of Agriculture and Land Stewardship  
Agricultural Marketing Bureau, Des Moines, Iowa

## IOWA STATE AVERAGE CORN PRICES FOR JANUARY 2010

	NW - I	NC - II	NE - III	SW - IV	SC - V	SE - VI	State Average
<b>1</b>							
<b>2</b>							
<b>3</b>							
<b>4</b>	3.7543	3.8110	3.8233	3.7086	3.8071	3.7629	3.7851
<b>5</b>	3.7657	3.8150	3.8263	3.7200	3.8043	3.7671	3.7905
<b>6</b>	3.7971	3.8450	3.8589	3.7586	3.8414	3.7750	3.8202
<b>7</b>	3.7600	3.8056	3.8211	3.7129	3.7843	3.7600	3.7821
<b>8</b>	3.8186	3.8600	3.8922	3.7671	3.8400	3.8200	3.8408
<b>9</b>							
<b>10</b>							
<b>11</b>	3.8129	3.8550	3.8878	3.7871	3.8114	3.8486	3.8406
<b>12</b>	3.4814	3.5511	3.5733	3.4686	3.4686	3.5017	3.5199
<b>13</b>	3.4514	3.4900	3.5133	3.4029	3.4729	3.4429	3.4699
<b>14</b>	3.4214	3.4600	3.4825	3.3714	3.4471	3.4400	3.4431
<b>15</b>	3.3286	3.3700	3.3889	3.2886	3.3529	3.3257	3.3496
<b>16</b>							
<b>17</b>							
<b>18</b>							
<b>19</b>	3.3186	3.3540	3.3878	3.2714	3.3257	3.3186	3.3371
<b>20</b>	3.3129	3.3470	3.3663	3.2686	3.3386	3.3200	3.3311
<b>21</b>	3.3529	3.3890	3.4067	3.3129	3.3857	3.3629	3.3733
<b>22</b>	3.2814	3.3190	3.3400	3.2617	3.3086	3.2971	3.3058
<b>23</b>							
<b>24</b>							
<b>25</b>	3.3114	3.3600	3.3822	3.2843	3.3386	3.3371	3.3418
<b>26</b>	3.2529	3.3030	3.3500	3.2429	3.2786	3.2943	3.2920
<b>27</b>	3.2257	3.2710	3.3111	3.2100	3.2443	3.2543	3.2584
<b>28</b>	3.2700	3.3160	3.3522	3.2500	3.2843	3.2900	3.3005
<b>29</b>	3.2157	3.2660	3.2922	3.1986	3.2371	3.2586	3.2503
<b>30</b>							
Mo Avg	3.4702	3.5151	3.5398	3.4361	3.4932	3.4830	3.4964

Prepared by Iowa Department of Agriculture and Land Stewardship  
 Agricultural Marketing Bureau, Des Moines, Iowa

## IOWA STATE AVERAGE CORN PRICES FOR JULY 2010

	NW - I	NC - II	NE - III	SW - IV	SC - V	SE - VI	State Average
<b>1</b>	3.3229	3.3710	3.3322	3.3114	3.3571	3.4000	3.3513
<b>2</b>	3.3157	3.3510	3.3267	3.3100	3.3543	3.3771	3.3393
<b>3</b>							
<b>4</b>							
<b>5</b>							
<b>6</b>	3.2714	3.3020	3.2844	3.2629	3.3057	3.3500	3.2951
<b>7</b>	3.3714	3.3960	3.3867	3.3657	3.4057	3.4357	3.3921
<b>8</b>	3.4357	3.4680	3.4467	3.4286	3.4771	3.5086	3.4598
<b>9</b>	3.4100	3.4390	3.4067	3.3957	3.4486	3.4771	3.4287
<b>10</b>							
<b>11</b>							
<b>12</b>	3.3743	3.3950	3.3756	3.3586	3.4100	3.4429	3.3908
<b>13</b>	3.3257	3.3440	3.3244	3.3000	3.3586	3.3840	3.3383
<b>14</b>	3.4157	3.4340	3.4133	3.3900	3.4429	3.4743	3.4277
<b>15</b>	3.4914	3.5030	3.4550	3.4686	3.4943	3.5329	3.4916
<b>16</b>	3.5129	3.5100	3.4322	3.4643	3.5243	3.5150	3.4938
<b>17</b>							
<b>18</b>							
<b>19</b>	3.3871	3.3670	3.3233	3.3314	3.4000	3.3643	3.3615
<b>20</b>	3.2943	3.2870	3.2478	3.2500	3.3143	3.2971	3.2808
<b>21</b>	3.3529	3.3470	3.3178	3.2967	3.3743	3.3543	3.3404
<b>22</b>	3.3214	3.3140	3.2900	3.2814	3.3414	3.3157	3.3100
<b>23</b>	3.2614	3.2570	3.2413	3.2243	3.2843	3.2700	3.2552
<b>24</b>							
<b>25</b>							
<b>26</b>	3.1914	3.1870	3.1800	3.1514	3.2143	3.2043	3.1868
<b>27</b>	3.1757	3.1780	3.1622	3.1400	3.2000	3.1914	3.1740
<b>28</b>	3.3100	3.3080	3.2700	3.2729	3.3229	3.3029	3.2984
<b>29</b>	3.3400	3.3390	3.2956	3.3029	3.3529	3.3200	3.3265
<b>30</b>	3.4586	3.4670	3.4211	3.4371	3.4786	3.4443	3.4526
<b>Mo Avg</b>	3.3495	3.3602	3.3301	3.3211	3.3744	3.3791	3.3521

Prepared by Iowa Department of Agriculture and Land Stewardship  
Agricultural Marketing Bureau, Des Moines, Iowa

## IOWA STATE AVERAGE CORN PRICES FOR JUNE 2010

	<b>NW - I</b>	<b>NC - II</b>	<b>NE - III</b>	<b>SW - IV</b>	<b>SC - V</b>	<b>SE - VI</b>	<b>State Average</b>
<b>1</b>	3.2257	3.2290	3.2163	3.1957	3.2157	3.2529	3.2240
<b>2</b>	3.1671	3.1760	3.1667	3.1486	3.1629	3.2157	3.1732
<b>3</b>	3.1771	3.1870	3.1744	3.1457	3.1843	3.2257	3.1826
<b>4</b>	3.0857	3.0900	3.0849	3.0571	3.0971	3.1457	3.0917
<b>5</b>							
<b>6</b>							
<b>7</b>	3.0471	3.0520	3.0511	3.0229	3.0571	3.1143	3.0554
<b>8</b>	3.0657	3.0640	3.0611	3.0443	3.0671	3.1186	3.0682
<b>9</b>	3.0757	3.0760	3.0688	3.0543	3.0771	3.1329	3.0790
<b>10</b>	3.1286	3.1280	3.1067	3.1029	3.1343	3.1617	3.1260
<b>11</b>	3.1786	3.1940	3.1678	3.1586	3.1943	3.2300	3.1870
<b>12</b>							
<b>13</b>							
<b>14</b>	3.2300	3.2380	3.2267	3.2114	3.2400	3.2757	3.2362
<b>15</b>	3.2286	3.2390	3.2233	3.2129	3.2400	3.2643	3.2345
<b>16</b>	3.2543	3.2590	3.2422	3.2357	3.2600	3.2757	3.2546
<b>17</b>	3.2600	3.2780	3.2544	3.2486	3.2829	3.2857	3.2688
<b>18</b>	3.2986	3.3130	3.2878	3.2771	3.3157	3.3271	3.3039
<b>19</b>							
<b>20</b>							
<b>21</b>	3.2386	3.2530	3.2344	3.2209	3.2529	3.2657	3.2450
<b>22</b>	3.2014	3.2190	3.2022	3.1957	3.2043	3.2286	3.2102
<b>23</b>	3.1543	3.1680	3.1500	3.1443	3.1629	3.1900	3.1619
<b>24</b>	3.1414	3.1500	3.1263	3.1271	3.1486	3.1757	3.1447
<b>25</b>	3.0957	3.1110	3.0933	3.0857	3.1086	3.1357	3.1051
<b>26</b>							
<b>27</b>							
<b>28</b>	3.0286	3.0400	3.0375	3.0200	3.0486	3.0886	3.0417
<b>29</b>	2.9386	2.9620	2.9556	2.9271	2.9700	3.0086	2.9589
<b>30</b>	3.2314	3.2600	3.2289	3.2200	3.2671	3.2843	3.2486
Mo Avg	3.1569	3.1675	3.1527	3.1389	3.1678	3.2001	3.1637

Prepared by Iowa Department of Agriculture and Land Stewardship  
Agricultural Marketing Bureau, Des Moines, Iowa

## IOWA STATE AVERAGE CORN PRICES FOR MARCH 2010

	<b>NW - I</b>	<b>NC - II</b>	<b>NE - III</b>	<b>SW - IV</b>	<b>SC - V</b>	<b>SE - VI</b>	<b>State Average</b>
<b>1</b>	3.4657	3.5020	3.4822	3.4400	3.4629	3.4657	3.4773
<b>2</b>	3.4643	3.4980	3.4733	3.4457	3.4614	3.4386	3.4715
<b>3</b>	3.5200	3.5610	3.5233	3.4986	3.5243	3.4943	3.5290
<b>4</b>	3.4800	3.5260	3.4822	3.4614	3.4843	3.4557	3.4910
<b>5</b>	3.4100	3.4530	3.4089	3.3871	3.4086	3.3786	3.4176
<b>6</b>							
<b>7</b>							
<b>8</b>	3.4129	3.4480	3.4111	3.3786	3.4114	3.3700	3.4150
<b>9</b>	3.3529	3.3930	3.3556	3.3229	3.3614	3.3114	3.3590
<b>10</b>	3.3129	3.3610	3.3200	3.2957	3.3329	3.2857	3.3266
<b>11</b>	3.3157	3.3640	3.3222	3.2900	3.3257	3.2857	3.3272
<b>12</b>	3.3129	3.3570	3.3200	3.2814	3.3186	3.2700	3.3205
<b>13</b>							
<b>14</b>							
<b>15</b>	3.3029	3.3600	3.3056	3.2814	3.3086	3.2571	3.3149
<b>16</b>	3.3543	3.3880	3.3411	3.3214	3.3486	3.2971	3.3521
<b>17</b>	3.4343	3.4610	3.4100	3.3943	3.4214	3.3629	3.4247
<b>18</b>	3.4586	3.4860	3.4278	3.4071	3.4414	3.3886	3.4466
<b>19</b>	3.4429	3.4760	3.4222	3.4000	3.4314	3.3700	3.4357
<b>20</b>							
<b>21</b>							
<b>22</b>	3.4200	3.4440	3.3900	3.3671	3.3986	3.3329	3.4044
<b>23</b>	3.3357	3.3690	3.3144	3.2943	3.3300	3.2529	3.3280
<b>24</b>	3.3586	3.3880	3.3322	3.3200	3.3500	3.2700	3.3481
<b>25</b>	3.2657	3.2900	3.2275	3.2150	3.2686	3.1843	3.2519
<b>26</b>	3.2757	3.3000	3.2456	3.2343	3.2886	3.2114	3.2673
<b>27</b>							
<b>28</b>							
<b>29</b>	3.2900	3.3150	3.2775	3.2514	3.3071	3.2314	3.2862
<b>30</b>	3.2614	3.2920	3.2578	3.2357	3.2900	3.2329	3.2671
<b>31</b>	3.1771	3.1990	3.1722	3.1500	3.1957	3.1471	3.1785
<b>Mo Avg</b>	3.3663	3.4013	3.3575	3.3336	3.3683	3.3171	3.3670

Prepared by Iowa Department of Agriculture and Land Stewardship  
Agricultural Marketing Bureau, Des Moines, Iowa

## IOWA STATE AVERAGE CORN PRICES FOR MAY 2010

	NW - I	NC - II	NE - III	SW - IV	SC - V	SE - VI	State Average
<b>1</b>							
<b>2</b>							
<b>3</b>	3.4186	3.4410	3.3944	3.3771	3.4014	3.4071	3.4142
<b>4</b>	3.4043	3.4110	3.3725	3.3543	3.3743	3.3857	3.3904
<b>5</b>	3.4443	3.4530	3.4144	3.3957	3.4143	3.4214	3.4310
<b>6</b>	3.4071	3.4200	3.3725	3.3757	3.3267	3.3986	3.3937
<b>7</b>	3.4286	3.4330	3.3944	3.3771	3.4029	3.3971	3.4122
<b>8</b>							
<b>9</b>							
<b>10</b>	3.4100	3.4170	3.3678	3.3629	3.3871	3.3814	3.3942
<b>11</b>	3.4729	3.4750	3.4256	3.4143	3.4486	3.4486	3.4536
<b>12</b>	3.4771	3.4740	3.4167	3.4143	3.4329	3.4357	3.4496
<b>13</b>	3.4271	3.4170	3.3522	3.3629	3.3843	3.3800	3.3941
<b>14</b>	3.3257	3.3110	3.2467	3.2629	3.2843	3.2786	3.2907
<b>15</b>							
<b>16</b>							
<b>17</b>	3.2500	3.2400	3.1822	3.1914	3.2129	3.2114	3.2204
<b>18</b>	3.2900	3.2780	3.2222	3.2243	3.2614	3.2600	3.2607
<b>19</b>	3.2814	3.2660	3.2189	3.2157	3.2429	3.2743	3.2536
<b>20</b>	3.3114	3.3020	3.2567	3.2514	3.2757	3.3029	3.2877
<b>21</b>	3.3757	3.3680	3.3238	3.3271	3.3457	3.3657	3.3547
<b>22</b>							
<b>23</b>							
<b>24</b>	3.3929	3.3880	3.3511	3.3457	3.3743	3.3929	3.3769
<b>25</b>	3.3300	3.3190	3.2933	3.2829	3.3114	3.3314	3.3131
<b>26</b>	3.3929	3.3950	3.3767	3.3629	3.3871	3.4029	3.3879
<b>27</b>	3.4114	3.4100	3.3833	3.3533	3.3986	3.4314	3.4005
<b>28</b>	3.2700	3.2720	3.2389	3.2400	3.2586	3.2814	3.2622
<b>29</b>							
<b>30</b>							
<b>31</b>							
Mo Avg	3.3761	3.3745	3.3302	3.3246	3.3463	3.3594	3.3571

Prepared by Iowa Department of Agriculture and Land Stewardship  
Agricultural Marketing Bureau, Des Moines, Iowa

**IOWA STATE AVERAGE CORN PRICES FOR NOVEMBER 2010**

	<b>NW - I</b>	<b>NC - II</b>	<b>NE - III</b>	<b>SW - IV</b>	<b>SC - V</b>	<b>SE - VI</b>	<b>State Average</b>
<b>1</b>	5.2043	5.2280	5.3225	5.2343	5.3514	5.5114	5.2851
<b>2</b>	5.2014	5.2380	5.3225	5.2357	5.3443	5.5014	5.2863
<b>3</b>	5.2529	5.2920	5.3689	5.2900	5.4043	5.5529	5.3388
<b>4</b>	5.3786	5.3967	5.4667	5.3943	5.4971	5.6550	5.4446
<b>5</b>	5.3657	5.3720	5.4538	5.3829	5.4786	5.6214	5.4250
<b>6</b>							
<b>7</b>							
<b>8</b>	5.3386	5.3490	5.4222	5.3586	5.4757	5.5943	5.4009
<b>9</b>	5.2486	5.2620	5.3289	5.2686	5.3857	5.5014	5.3110
<b>10</b>	5.1657	5.1911	5.2475	5.1886	5.3086	5.4100	5.2323
<b>11</b>							
<b>12</b>	4.8414	4.8710	4.8900	4.8700	4.9814	5.0800	4.9035
<b>13</b>							
<b>14</b>							
<b>15</b>	5.0757	5.0980	5.1567	5.1014	5.2229	5.3029	5.1398
<b>16</b>	4.7871	4.8150	4.8789	4.8257	4.9343	5.0514	4.8608
<b>17</b>	4.8086	4.8260	4.8911	4.8357	4.9271	5.0600	4.8718
<b>18</b>	4.9814	4.9960	5.0744	4.9957	5.0986	5.2486	5.0457
<b>19</b>	4.7829	4.8010	4.8956	4.7929	4.8929	5.0400	4.8493
<b>20</b>							
<b>21</b>							
<b>22</b>	4.7400	4.7590	4.8456	4.7614	4.8414	4.9933	4.8057
<b>23</b>	4.8900	4.9030	4.9811	4.9300	4.9829	5.1300	4.9511
<b>24</b>	5.0071	5.0356	5.1113	5.0183	5.1086	5.2467	5.0729
<b>25</b>							
<b>26</b>							
<b>27</b>							
<b>28</b>							
<b>29</b>	5.0229	5.0700	5.1011	5.0400	5.0986	5.2114	5.0828
<b>30</b>	4.9429	4.9990	5.0133	4.9657	5.0186	5.1314	5.0052
<b>Mo Avg</b>	5.0545	5.0791	5.1459	5.0784	5.1765	5.3076	5.1217

Prepared by Iowa Department of Agriculture and Land Stewardship  
 Agricultural Marketing Bureau, Des Moines, Iowa



## IOWA STATE AVERAGE CORN PRICES FOR OCTOBER 2010

	NW - I	NC - II	NE - III	SW - IV	SC - V	SE - VI	State Average
<b>1</b>	4.0714	4.0733	4.1422	4.0143	4.1329	4.2486	4.1036
<b>2</b>							
<b>3</b>							
<b>4</b>	4.1229	4.1410	4.1844	4.0743	4.1871	4.2971	4.1598
<b>5</b>	4.3214	4.3330	4.3822	4.2771	4.3957	4.4900	4.3568
<b>6</b>	4.2971	4.3090	4.3567	4.2557	4.3757	4.4814	4.3350
<b>7</b>	4.3957	4.4010	4.4563	4.3514	4.4786	4.5829	4.4319
<b>8</b>	4.6714	4.6780	4.7100	4.6000	4.7429	4.8986	4.7048
<b>9</b>							
<b>10</b>							
<b>11</b>	4.9386	4.9470	4.9211	4.8943	5.0086	5.1114	4.9598
<b>12</b>	5.1686	5.1760	5.1533	5.1029	5.2871	5.3543	5.1931
<b>13</b>	5.0714	5.0720	5.0513	5.0100	5.1400	5.2671	5.0901
<b>14</b>	5.0486	5.0480	5.0378	5.0029	5.1471	5.2543	5.0742
<b>15</b>	5.0086	5.0110	5.0033	4.9643	5.1100	5.2457	5.0403
<b>16</b>							
<b>17</b>							
<b>18</b>	4.9486	4.9578	4.9438	4.9043	5.0857	5.2286	4.9908
<b>19</b>	4.8414	4.8440	4.8463	4.8171	4.9757	5.1400	4.8874
<b>20</b>	5.1129	5.1270	5.1663	5.1057	5.2671	5.4471	5.1789
<b>21</b>	5.0214	5.0390	5.0875	5.0086	5.1557	5.3514	5.0878
<b>22</b>	5.0014	5.0000	5.0563	4.9943	5.1314	5.3114	5.0575
<b>23</b>							
<b>24</b>							
<b>25</b>	5.0929	5.0930	5.2038	5.1000	5.2300	5.4029	5.1613
<b>26</b>	5.1200	5.1250	5.2450	5.1271	5.2571	5.4257	5.1920
<b>27</b>	5.1914	5.1910	5.3188	5.2043	5.3243	5.4900	5.2614
<b>28</b>	5.2157	5.2170	5.3278	5.2271	5.3571	5.5186	5.2848
<b>29</b>	5.2429	5.2680	5.3688	5.2586	5.4057	5.5500	5.3251
<b>30</b>							
<b>31</b>							
Mo Avg	4.8526	4.8596	4.9030	4.8235	4.9617	5.0999	4.8989

Prepared by Iowa Department of Agriculture and Land Stewardship  
Agricultural Marketing Bureau, Des Moines, Iowa

## IOWA STATE AVERAGE CORN PRICES FOR SEPTEMBER 2010

	<b>NW - I</b>	<b>NC - II</b>	<b>NE - III</b>	<b>SW - IV</b>	<b>SC - V</b>	<b>SE - VI</b>	<b>State Average</b>
<b>1</b>	3.8200	3.8370	3.8433	3.7357	3.8986	3.8943	3.8353
<b>2</b>	3.8257	3.8560	3.8478	3.7457	3.9057	3.8871	3.8444
<b>3</b>	3.9957	4.0160	4.0200	3.9286	4.0414	4.0471	4.0087
<b>4</b>							
<b>5</b>							
<b>6</b>							
<b>7</b>	4.0143	4.0440	4.0433	3.9514	4.0514	4.0700	4.0315
<b>8</b>	3.9757	4.0110	4.0089	3.9171	4.0186	4.0529	3.9990
<b>9</b>	4.0686	4.0930	4.0967	4.0100	4.1014	4.1543	4.0875
<b>10</b>	4.1400	4.1630	4.1778	4.0957	4.1714	4.2371	4.1631
<b>11</b>							
<b>12</b>							
<b>13</b>	4.2000	4.2190	4.2211	4.1500	4.2314	4.2943	4.2179
<b>14</b>	4.3271	4.3370	4.3611	4.2657	4.3600	4.4300	4.3439
<b>15</b>	4.3271	4.3370	4.3800	4.2571	4.3600	4.4314	4.3463
<b>16</b>	4.3400	4.3440	4.3967	4.2671	4.3700	4.4443	4.3573
<b>17</b>	4.5157	4.5140	4.5633	4.4443	4.5371	4.6143	4.5283
<b>18</b>							
<b>19</b>							
<b>20</b>	4.4671	4.4690	4.5133	4.3843	4.4900	4.5771	4.4808
<b>21</b>	4.4371	4.4440	4.4900	4.3643	4.4600	4.5500	4.4551
<b>22</b>	4.4414	4.4450	4.5000	4.3714	4.4643	4.5600	4.4603
<b>23</b>	4.3814	4.3850	4.4386	4.3143	4.4214	4.5143	4.4036
<b>24</b>	4.6129	4.6240	4.6656	4.5514	4.6457	4.7386	4.6360
<b>25</b>							
<b>26</b>							
<b>27</b>	4.5300	4.5390	4.5811	4.4643	4.5629	4.6757	4.5540
<b>28</b>	4.4000	4.4110	4.4633	4.3343	4.4329	4.5800	4.4308
<b>29</b>	4.4500	4.4670	4.5163	4.3871	4.4914	4.6414	4.4857
<b>30</b>	4.3686	4.3770	4.4263	4.3157	4.4286	4.5571	4.4025
Mo Avg	4.2685	4.2825	4.3121	4.2027	4.3069	4.3786	4.2891

Prepared by Iowa Department of Agriculture and Land Stewardship  
Agricultural Marketing Bureau, Des Moines, Iowa

## IOWA DAILY CORN BASIS FOR DECEMBER 2010

	<b>Basis</b>						
	<b>NW - I</b>	<b>NC - II</b>	<b>NE - III</b>	<b>SW - IV</b>	<b>SC - V</b>	<b>SE - VI</b>	<b>Average</b>
<b>1</b>	-0.46	-0.43	-0.44	-0.46	-0.41	-0.32	-0.42
<b>2</b>	-0.47	-0.42	-0.43	-0.45	-0.37	-0.31	-0.42
<b>3</b>	-0.43	-0.42	-0.45	-0.45	-0.37	-0.30	-0.41
<b>4</b>							
<b>5</b>							
<b>6</b>	-0.42	-0.41	-0.42	-0.45	-0.36	-0.30	-0.40
<b>7</b>	-0.42	-0.41	-0.41	-0.43	-0.36	-0.29	-0.39
<b>8</b>	-0.42	-0.40	-0.41	-0.42	-0.35	-0.28	-0.39
<b>9</b>	-0.41	-0.40	-0.38	-0.41	-0.35	-0.28	-0.38
<b>10</b>	-0.41	-0.40	-0.38	-0.41	-0.35	-0.28	-0.38
<b>11</b>							
<b>12</b>							
<b>13</b>	-0.41	-0.39	-0.37	-0.41	-0.34	-0.27	-0.37
<b>14</b>	-0.41	-0.40	-0.37	-0.46	-0.35	-0.26	-0.38
<b>15</b>	-0.41	-0.39	-0.35	-0.41	-0.34	-0.25	-0.37
<b>16</b>	-0.41	-0.38	-0.35	-0.42	-0.33	-0.27	-0.37
<b>17</b>	-0.41	-0.39	-0.37	-0.41	-0.33	-0.27	-0.37
<b>18</b>							
<b>19</b>							
<b>20</b>	-0.39	-0.38	-0.34	-0.40	-0.32	-0.26	-0.36
<b>21</b>	-0.39	-0.39	-0.35	-0.41	-0.33	-0.25	-0.36
<b>22</b>	-0.39	-0.37	-0.36	-0.41	-0.32	-0.29	-0.36
<b>23</b>	-0.39	-0.37	-0.36	-0.40	-0.32	-0.29	-0.36
<b>24</b>							
<b>25</b>							
<b>26</b>							
<b>27</b>	-0.39	-0.37	-0.37	-0.40	-0.32	-0.30	-0.37
<b>28</b>	-0.39	-0.37	-0.42	-0.40	-0.32	-0.33	-0.38
<b>29</b>	-0.38	-0.38	-0.41	-0.41	-0.32	-0.33	-0.38
<b>30</b>	-0.38	-0.38	-0.41	-0.41	-0.32	-0.32	-0.38
<b>31</b>							
<b>Mo Avg</b>	-0.41	-0.39	-0.39	-0.42	-0.34	-0.29	-0.38

Basis determined by using (MAR) contract.

Prepared by Iowa Department of Agriculture and Land Stewardship

Agricultural Marketing Bureau, Des Moines, Iowa

## IOWA DAILY CORN BASIS FOR NOVEMBER 2010

	<b>NW - I</b>	<b>NC - II</b>	<b>NE - III</b>	<b>SW - IV</b>	<b>SC - V</b>	<b>SE - VI</b>	<b>Basis Average</b>
<b>1</b>	-0.57	-0.54	-0.45	-0.54	-0.42	-0.26	-0.49
<b>2</b>	-0.56	-0.52	-0.44	-0.52	-0.41	-0.26	-0.47
<b>3</b>	-0.56	-0.52	-0.44	-0.52	-0.41	-0.26	-0.47
<b>4</b>	-0.52	-0.50	-0.43	-0.51	-0.40	-0.25	-0.46
<b>5</b>	-0.51	-0.51	-0.42	-0.49	-0.40	-0.26	-0.45
<b>6</b>							
<b>7</b>							
<b>8</b>	-0.51	-0.50	-0.43	-0.49	-0.38	-0.26	-0.45
<b>9</b>	-0.51	-0.50	-0.43	-0.49	-0.38	-0.26	-0.45
<b>10</b>	-0.50	-0.48	-0.42	-0.48	-0.36	-0.26	-0.44
<b>11</b>							
<b>12</b>	-0.50	-0.47	-0.45	-0.47	-0.36	-0.26	-0.44
<b>13</b>							
<b>14</b>							
<b>15</b>	-0.48	-0.46	-0.40	-0.45	-0.33	-0.25	-0.42
<b>16</b>	-0.48	-0.45	-0.39	-0.44	-0.33	-0.21	-0.40
<b>17</b>	-0.45	-0.43	-0.37	-0.42	-0.33	-0.20	-0.39
<b>18</b>	-0.44	-0.42	-0.34	-0.42	-0.32	-0.17	-0.37
<b>19</b>	-0.42	-0.41	-0.31	-0.41	-0.31	-0.17	-0.36
<b>20</b>							
<b>21</b>							
<b>22</b>	-0.41	-0.39	-0.31	-0.39	-0.31	-0.16	-0.35
<b>23</b>	-0.40	-0.38	-0.30	-0.36	-0.30	-0.15	-0.33
<b>24</b>	-0.38	-0.35	-0.28	-0.37	-0.28	-0.14	-0.31
<b>25</b>							
<b>26</b>							
<b>27</b>							
<b>28</b>							
<b>29</b>	-0.36	-0.31	-0.28	-0.34	-0.28	-0.17	-0.30
<b>30</b>	-0.36	-0.30	-0.29	-0.33	-0.28	-0.17	-0.29
<b>Mo Avg</b>	-0.47	-0.44	-0.38	-0.45	-0.35	-0.22	-0.40

Basis determined by using (DEC) contract.

Prepared by Iowa Department of Agriculture and Land Stewardship

Agricultural Marketing Bureau, Des Moines, Iowa

## IOWA DAILY CORN BASIS FOR OCTOBER 2010

	<b>NW - I</b>	<b>NC - II</b>	<b>NE - III</b>	<b>SW - IV</b>	<b>SC - V</b>	<b>SE - VI</b>	<b>Basis Average</b>
<b>1</b>	-0.59	-0.58	-0.52	-0.64	-0.52	-0.41	-0.55
<b>2</b>							
<b>3</b>							
<b>4</b>	-0.59	-0.57	-0.53	-0.64	-0.53	-0.42	-0.56
<b>5</b>	-0.59	-0.58	-0.53	-0.63	-0.51	-0.42	-0.55
<b>6</b>	-0.59	-0.58	-0.53	-0.63	-0.51	-0.40	-0.55
<b>7</b>	-0.59	-0.58	-0.53	-0.63	-0.50	-0.40	-0.55
<b>8</b>	-0.61	-0.60	-0.57	-0.68	-0.54	-0.38	-0.58
<b>9</b>							
<b>10</b>							
<b>11</b>	-0.62	-0.61	-0.64	-0.66	-0.55	-0.45	-0.60
<b>12</b>	-0.62	-0.61	-0.64	-0.69	-0.50	-0.44	-0.60
<b>13</b>	-0.62	-0.62	-0.64	-0.68	-0.55	-0.43	-0.60
<b>14</b>	-0.62	-0.62	-0.63	-0.67	-0.53	-0.42	-0.60
<b>15</b>	-0.62	-0.62	-0.63	-0.67	-0.52	-0.38	-0.59
<b>16</b>							
<b>17</b>							
<b>18</b>	-0.62	-0.61	-0.63	-0.67	-0.49	-0.34	-0.58
<b>19</b>	-0.62	-0.62	-0.61	-0.64	-0.48	-0.32	-0.57
<b>20</b>	-0.62	-0.61	-0.57	-0.63	-0.47	-0.29	-0.56
<b>21</b>	-0.62	-0.60	-0.56	-0.63	-0.49	-0.29	-0.55
<b>22</b>	-0.60	-0.60	-0.54	-0.61	-0.47	-0.29	-0.54
<b>23</b>							
<b>24</b>							
<b>25</b>	-0.59	-0.59	-0.48	-0.59	-0.46	-0.28	-0.53
<b>26</b>	-0.59	-0.59	-0.46	-0.58	-0.45	-0.28	-0.52
<b>27</b>	-0.58	-0.58	-0.45	-0.57	-0.45	-0.28	-0.51
<b>28</b>	-0.57	-0.57	-0.46	-0.56	-0.43	-0.27	-0.51
<b>29</b>	-0.58	-0.55	-0.45	-0.56	-0.41	-0.27	-0.49
<b>30</b>							
<b>Mo Avg</b>	-0.60	-0.60	-0.55	-0.63	-0.49	-0.36	-0.56

Basis determined by using (Dec) contract.

Prepared by Iowa Department of Agriculture and Land Stewardship  
Agricultural Marketing Bureau, Des Moines, Iowa

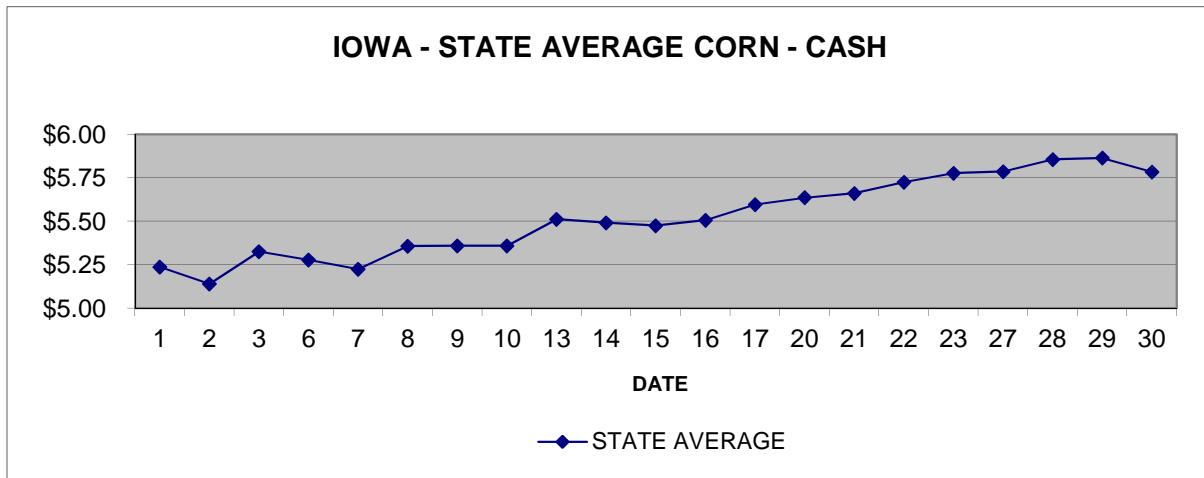
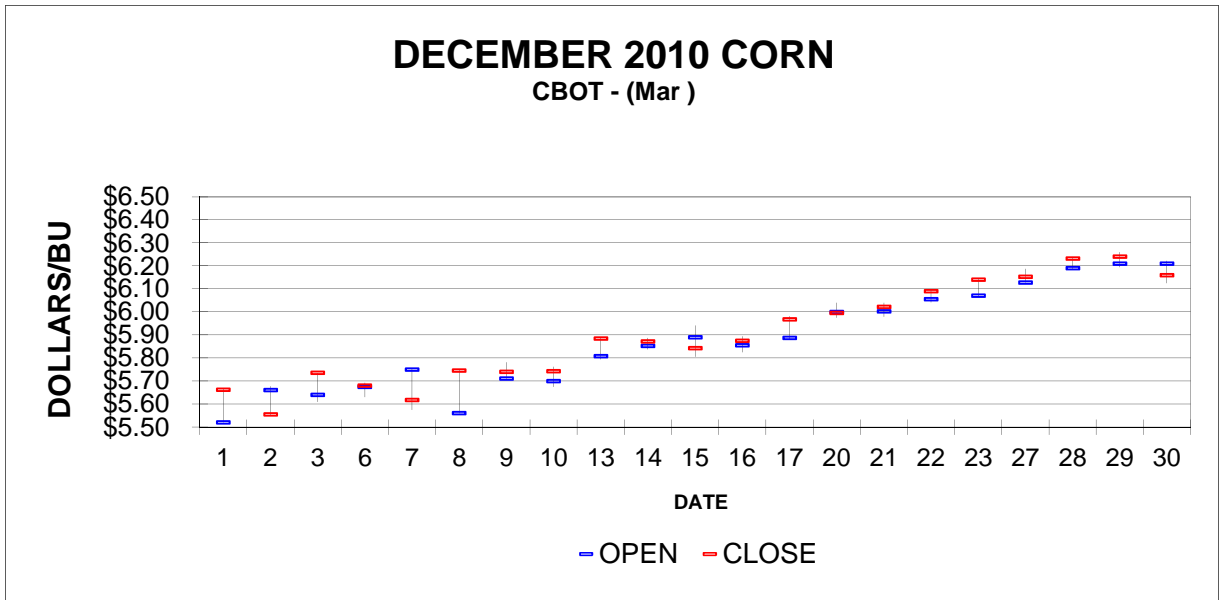
## IOWA DAILY CORN BASIS FOR SEPTEMBER 2010

	NW - I	NC - II	NE - III	SW - IV	SC - V	SE - VI	Basis Average
<b>1</b>	-0.65	-0.63	-0.62	-0.73	-0.57	-0.57	-0.63
<b>2</b>	-0.65	-0.62	-0.63	-0.73	-0.57	-0.59	-0.63
<b>3</b>	-0.65	-0.63	-0.63	-0.72	-0.60	-0.60	-0.64
<b>4</b>							
<b>5</b>							
<b>6</b>							
<b>7</b>	-0.65	-0.62	-0.62	-0.71	-0.61	-0.59	-0.63
<b>8</b>	-0.65	-0.61	-0.62	-0.71	-0.61	-0.57	-0.63
<b>9</b>	-0.64	-0.61	-0.61	-0.70	-0.61	-0.55	-0.62
<b>10</b>	-0.64	-0.62	-0.60	-0.69	-0.61	-0.55	-0.62
<b>11</b>							
<b>12</b>							
<b>13</b>	-0.64	-0.62	-0.61	-0.69	-0.60	-0.54	-0.62
<b>14</b>	-0.62	-0.61	-0.59	-0.68	-0.59	-0.52	-0.61
<b>15</b>	-0.63	-0.62	-0.57	-0.70	-0.59	-0.52	-0.61
<b>16</b>	-0.62	-0.62	-0.56	-0.69	-0.59	-0.52	-0.60
<b>17</b>	-0.62	-0.62	-0.57	-0.69	-0.60	-0.52	-0.60
<b>18</b>							
<b>19</b>							
<b>20</b>	-0.62	-0.61	-0.57	-0.70	-0.59	-0.51	-0.60
<b>21</b>	-0.62	-0.61	-0.56	-0.69	-0.59	-0.50	-0.60
<b>22</b>	-0.61	-0.61	-0.55	-0.68	-0.59	-0.49	-0.59
<b>23</b>	-0.61	-0.61	-0.55	-0.68	-0.57	-0.48	-0.59
<b>24</b>	-0.60	-0.59	-0.55	-0.67	-0.57	-0.48	-0.58
<b>25</b>							
<b>26</b>							
<b>27</b>	-0.60	-0.59	-0.55	-0.66	-0.56	-0.45	-0.57
<b>28</b>	-0.60	-0.59	-0.54	-0.67	-0.57	-0.42	-0.57
<b>29</b>	-0.60	-0.58	-0.53	-0.66	-0.56	-0.41	-0.56
<b>30</b>	-0.59	-0.58	-0.53	-0.64	-0.53	-0.40	-0.56
<b>Mo Avg</b>	-0.62	-0.61	-0.58	-0.69	-0.58	-0.51	-0.60

Basis determined by using (DEC) contract.

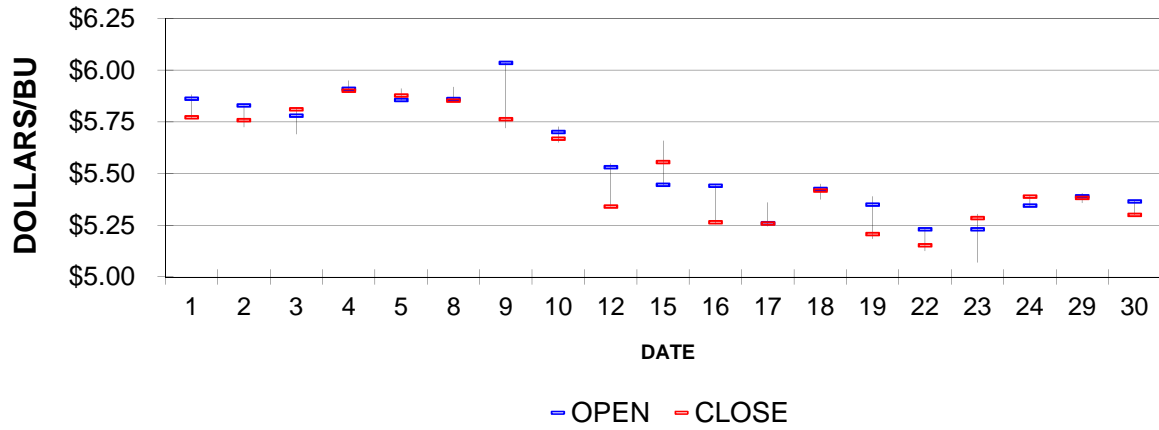
Prepared by Iowa Department of Agriculture and Land Stewardship

Agricultural Marketing Bureau, Des Moines, Iowa

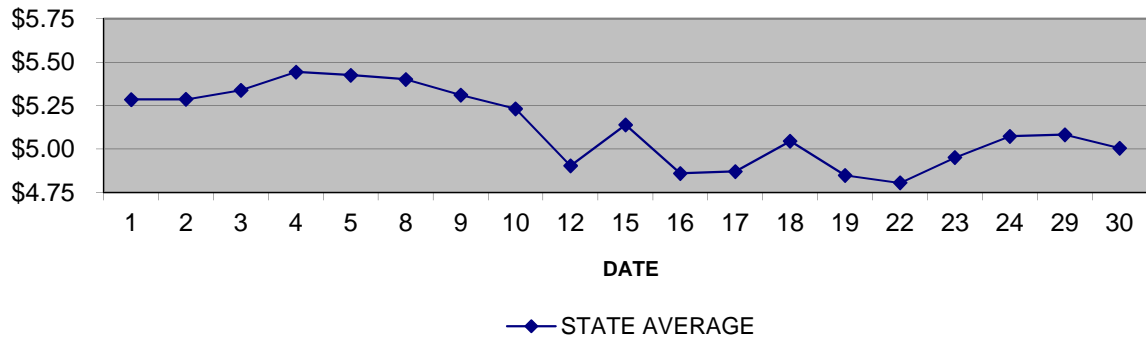


Source: Iowa Department of Agriculture and Land Stewardship

### NOVEMBER 2010 CORN CBOT - (Dec)



### IOWA - STATE AVERAGE CORN - CASH



Source: Iowa Department of Agriculture and Land Stewardship



## IOWA DAILY CORN RANGES FOR APRIL 2010

	NW - I		NC - II		NE - III		SW - IV		SC - V		SE - VI	
	LOW	HIGH	LOW	HIGH	LOW	HIGH	LOW	HIGH	LOW	HIGH	LOW	HIGH
<b>1</b>	3.08	3.23	3.11	3.27	3.11	3.27	3.04	3.22	3.15	3.29	3.07	3.29
<b>2</b>												
<b>3</b>												
<b>4</b>												
<b>5</b>	3.10	3.24	3.13	3.30	3.12	3.29	3.07	3.23	3.17	3.33	3.11	3.34
<b>6</b>	3.10	3.25	3.13	3.31	3.13	3.29	3.08	3.24	3.17	3.33	3.12	3.32
<b>7</b>	3.20	3.35	3.23	3.41	3.23	3.39	3.18	3.34	3.28	3.43	3.22	3.42
<b>8</b>	3.12	3.26	3.15	3.32	3.15	3.31	3.09	3.28	3.19	3.35	3.14	3.34
<b>9</b>	3.09	3.24	3.16	3.29	3.15	3.29	3.07	3.26	3.18	3.33	3.12	3.31
<b>10</b>												
<b>11</b>												
<b>12</b>	3.11	3.26	3.18	3.32	3.19	3.31	3.09	3.28	3.20	3.38	3.18	3.33
<b>13</b>	3.15	3.31	3.22	3.37	3.23	3.35	3.13	3.33	3.25	3.42	3.26	3.40
<b>14</b>	3.21	3.36	3.28	3.42	3.27	3.41	3.19	3.38	3.30	3.48	3.28	3.44
<b>15</b>	3.26	3.41	3.33	3.47	3.30	3.48	3.24	3.42	3.36	3.53	3.33	3.52
<b>16</b>	3.27	3.42	3.36	3.48	3.31	3.49	3.25	3.43	3.35	3.54	3.37	3.54
<b>17</b>												
<b>18</b>												
<b>19</b>	3.11	3.28	3.20	3.32	3.15	3.33	3.09	3.29	3.21	3.43	3.18	3.39
<b>20</b>	3.21	3.35	3.27	3.40	3.23	3.40	3.18	3.36	3.28	3.45	3.27	3.50
<b>21</b>	3.25	3.39	3.31	3.43	3.28	3.44	3.21	3.40	3.32	3.49	3.33	3.53
<b>22</b>	3.28	3.42	3.34	3.46	3.37	3.47	3.25	3.43	3.35	3.50	3.36	3.57
<b>23</b>	3.19	3.34	3.25	3.37	3.24	3.38	3.16	3.34	3.26	3.41	3.28	3.47
<b>24</b>												
<b>25</b>												
<b>26</b>	3.19	3.33	3.27	3.36	3.22	3.37	3.15	3.33	3.25	3.40	3.27	3.46
<b>27</b>	3.14	3.29	3.22	3.32	3.17	3.32	3.11	3.28	3.20	3.37	3.20	3.41
<b>28</b>	3.25	3.41	3.32	3.41	3.27	3.42	3.21	3.38	3.30	3.44	3.29	3.48
<b>29</b>	3.29	3.46	3.35	3.47	3.30	3.45	3.26	3.43	3.35	3.47	3.32	3.51
<b>30</b>	3.36	3.52	3.42	3.53	3.35	3.53	3.32	3.49	3.39	3.52	3.35	3.57

Mo Avg	3.2906	3.3238	3.3017	3.2677	3.3166	3.3247
					State average	3.3071

## IOWA DAILY CORN RANGES FOR AUGUST 2010

	NW - I		NC - II		NE - III		SW - IV		SC - V		SE - VI	
	LOW	HIGH	LOW	HIGH	LOW	HIGH	LOW	HIGH	LOW	HIGH	LOW	HIGH
<b>1</b>												
<b>2</b>	3.34	3.50	3.40	3.46	3.26	3.48	3.27	3.51	3.42	3.55	3.35	3.47
<b>3</b>	3.33	3.48	3.37	3.45	3.20	3.41	3.20	3.50	3.41	3.54	3.34	3.46
<b>4</b>	3.44	3.59	3.47	3.55	3.38	3.52	3.31	3.60	3.52	3.70	3.46	3.55
<b>5</b>	3.46	3.60	3.43	3.58	3.41	3.53	3.36	3.62	3.51	3.63	3.41	3.53
<b>6</b>	3.48	3.60	3.45	3.60	3.42	3.52	3.35	3.62	3.52	3.70	3.48	3.55
<b>7</b>												
<b>8</b>												
<b>9</b>	3.40	3.58	3.45	3.58	3.42	3.51	3.32	3.58	3.50	3.68	3.48	3.57
<b>10</b>	3.30	3.48	3.36	3.48	3.30	3.42	3.26	3.49	3.41	3.48	3.41	3.50
<b>11</b>	3.32	3.50	3.38	3.50	3.32	3.44	3.24	3.51	3.43	3.55	3.43	3.50
<b>12</b>	3.43	3.59	3.48	3.61	3.43	3.55	3.33	3.59	3.53	3.63	3.55	3.65
<b>13</b>	3.49	3.65	3.52	3.67	3.45	3.60	3.38	3.65	3.58	3.66	3.58	3.74
<b>14</b>												
<b>15</b>												
<b>16</b>	3.44	3.60	3.47	3.62	3.44	3.60	3.33	3.60	3.53	3.61	3.54	3.69
<b>17</b>	3.52	3.68	3.55	3.70	3.51	3.68	3.44	3.68	3.61	3.70	3.60	3.75
<b>18</b>	3.55	3.71	3.59	3.73	3.55	3.72	3.44	3.71	3.62	3.74	3.63	3.78
<b>19</b>	3.51	3.67	3.54	3.69	3.51	3.67	3.41	3.67	3.58	3.70	3.50	3.75
<b>20</b>	3.58	3.74	3.61	3.76	3.58	3.82	3.48	3.74	3.65	3.77	3.65	3.81
<b>21</b>												
<b>22</b>												
<b>23</b>	3.54	3.71	3.57	3.72	3.53	3.78	3.44	3.70	3.62	3.73	3.62	3.85
<b>24</b>	3.42	3.58	3.45	3.60	3.41	3.66	3.31	3.58	3.53	3.70	3.50	3.73
<b>25</b>	3.42	3.58	3.45	3.60	3.40	3.66	3.31	3.58	3.53	3.70	3.50	3.71
<b>26</b>	3.53	3.70	3.57	3.72	3.52	3.78	3.43	3.70	3.65	3.81	3.58	3.83
<b>27</b>	3.58	3.74	3.61	3.76	3.56	3.82	3.47	3.74	3.69	3.96	3.67	3.88
<b>28</b>												
<b>29</b>												
<b>30</b>	3.65	3.79	3.66	3.81	3.55	3.88	3.55	3.79	3.76	4.01	3.71	3.92
<b>31</b>	3.63	3.79	3.65	3.81	3.59	3.85	3.52	3.79	3.75	4.04	3.61	3.91
<b>Mo Avg</b>	3.5779		3.5901		3.5434		3.5318		3.6083		3.6092	
									State average		3.5765	

Prepared by Iowa Department of Agriculture and Land Stewardship  
 Agricultural Marketing Bureau, Des Moines, Iowa

## IOWA DAILY CORN RANGES FOR DECEMBER 2010

	NW - I		NC - II		NE - III		SW - IV		SC - V		SE - VI	
	LOW	HIGH	LOW	HIGH	LOW	HIGH	LOW	HIGH	LOW	HIGH	LOW	HIGH
<b>1</b>	5.12	5.25	5.18	5.31	5.13	5.32	5.10	5.29	5.17	5.47	5.26	5.55
<b>2</b>	5.00	5.16	5.08	5.21	5.00	5.22	5.00	5.19	5.10	5.36	5.16	5.45
<b>3</b>	5.24	5.34	5.27	5.39	5.18	5.39	5.17	5.37	5.28	5.56	5.33	5.63
<b>4</b>												
<b>5</b>												
<b>6</b>	5.18	5.29	5.23	5.33	5.14	5.34	5.15	5.31	5.23	5.51	5.28	5.57
<b>7</b>	5.11	5.26	5.17	5.27	5.08	5.31	5.09	5.25	5.17	5.45	5.25	5.51
<b>8</b>	5.28	5.38	5.31	5.40	5.21	5.44	5.24	5.43	5.32	5.57	5.35	5.64
<b>9</b>	5.27	5.38	5.30	5.39	5.21	5.45	5.25	5.42	5.31	5.57	5.35	5.63
<b>10</b>	5.27	5.38	5.31	5.39	5.23	5.45	5.25	5.42	5.31	5.57	5.35	5.63
<b>11</b>												
<b>12</b>												
<b>13</b>	5.41	5.53	5.46	5.54	5.37	5.67	5.38	5.57	5.46	5.71	5.50	5.78
<b>14</b>	5.40	5.53	5.44	5.52	5.39	5.59	5.33	5.50	5.44	5.70	5.49	5.76
<b>15</b>	5.37	5.50	5.41	5.49	5.36	5.64	5.35	5.52	5.41	5.67	5.46	5.73
<b>16</b>	5.40	5.54	5.46	5.53	5.39	5.64	5.38	5.54	5.45	5.72	5.49	5.77
<b>17</b>	5.50	5.63	5.55	5.62	5.48	5.69	5.46	5.67	5.54	5.81	5.57	5.86
<b>18</b>												
<b>19</b>												
<b>20</b>	5.53	5.66	5.58	5.65	5.51	5.76	5.50	5.68	5.59	5.84	5.59	5.89
<b>21</b>	5.56	5.68	5.60	5.67	5.54	5.75	5.53	5.70	5.61	5.87	5.72	5.91
<b>22</b>	5.63	5.75	5.67	5.77	5.61	5.81	5.59	5.77	5.68	5.92	5.67	5.98
<b>23</b>	5.68	5.80	5.72	5.82	5.66	5.86	5.63	5.82	5.73	5.97	5.70	6.01
<b>24</b>												
<b>25</b>												
<b>26</b>												
<b>27</b>	5.69	5.81	5.74	5.83	5.67	5.88	5.65	5.85	5.75	5.98	5.70	6.01
<b>28</b>	5.77	5.89	5.82	5.91	5.70	5.92	5.73	5.93	5.84	6.06	5.76	6.05
<b>29</b>	5.78	5.90	5.83	5.92	5.71	5.91	5.73	5.94	5.84	6.07	5.77	6.05
<b>30</b>	5.70	5.82	5.75	5.84	5.63	5.83	5.64	5.86	5.76	5.99	5.69	5.97
<b>31</b>												
Mo Avg	5.4933		5.5090		5.5143		5.4821		5.5616		5.6160	
									State average		5.5213	

Prepared by Iowa Department of Agriculture and Land Stewardship  
 Agricultural Marketing Bureau, Des Moines, Iowa

## IOWA DAILY CORN RANGES FOR FEBRUARY 2010

	NW - I		NC - II		NE - III		SW - IV		SC - V		SE - VI	
	LOW	HIGH	LOW	HIGH	LOW	HIGH	LOW	HIGH	LOW	HIGH	LOW	HIGH
<b>1</b>	3.17	3.32	3.24	3.39	3.25	3.42	3.11	3.31	3.23	3.35	3.17	3.38
<b>2</b>	3.23	3.38	3.33	3.45	3.31	3.48	3.17	3.37	3.29	3.41	3.23	3.41
<b>3</b>	3.11	3.26	3.21	3.33	3.19	3.36	3.05	3.25	3.17	3.29	3.11	3.31
<b>4</b>	3.12	3.27	3.22	3.34	3.20	3.37	3.08	3.26	3.18	3.30	3.13	3.32
<b>5</b>	3.11	3.25	3.19	3.32	3.18	3.34	3.06	3.24	3.16	3.28	3.10	3.30
<b>6</b>												
<b>7</b>												
<b>8</b>	3.16	3.31	3.24	3.36	3.24	3.39	3.12	3.28	3.20	3.36	3.13	3.33
<b>9</b>	3.18	3.34	3.27	3.39	3.26	3.41	3.14	3.34	3.24	3.38	3.26	3.36
<b>10</b>	3.22	3.37	3.30	3.42	3.32	3.45	3.19	3.37	3.28	3.42	3.22	3.45
<b>11</b>	3.23	3.38	3.33	3.43	3.33	3.46	3.20	3.38	3.29	3.43	3.25	3.47
<b>12</b>	3.27	3.37	3.31	3.42	3.31	3.44	3.20	3.37	3.29	3.41	3.23	3.46
<b>13</b>												
<b>14</b>												
<b>15</b>												
<b>16</b>	3.33	3.43	3.36	3.47	3.35	3.50	3.26	3.46	3.34	3.52	3.32	3.51
<b>17</b>	3.26	3.37	3.22	3.42	3.28	3.43	3.21	3.39	3.29	3.45	3.27	3.46
<b>18</b>	3.24	3.36	3.27	3.41	3.25	3.42	3.21	3.36	3.26	3.42	3.24	3.43
<b>19</b>	3.27	3.39	3.32	3.44	3.31	3.45	3.21	3.39	3.29	3.45	3.27	3.46
<b>20</b>												
<b>21</b>												
<b>22</b>	3.38	3.51	3.44	3.56	3.40	3.56	3.33	3.51	3.42	3.61	3.30	3.58
<b>23</b>	3.34	3.47	3.41	3.52	3.36	3.54	3.30	3.50	3.39	3.58	3.35	3.54
<b>24</b>	3.42	3.55	3.48	3.59	3.44	3.63	3.37	3.57	3.46	3.65	3.41	3.61
<b>25</b>	3.39	3.52	3.45	3.54	3.41	3.60	3.34	3.56	3.43	3.59	3.35	3.57
<b>26</b>	3.45	3.58	3.51	3.62	3.47	3.66	3.40	3.60	3.49	3.62	3.40	3.63
<b>27</b>												
<b>28</b>												

Mo Avg	3.3373	3.3691	3.3768	3.3180	3.3469	3.3580
					State average	3.3556

Prepared by Iowa Department of Agriculture and Land Stewardship  
Agricultural Marketing Bureau, Des Moines, Iowa

## IOWA DAILY CORN RANGES FOR JANUARY 2010

	NW - I		NC - II		NE - III		SW - IV		SC - V		SE - VI	
	LOW	HIGH	LOW	HIGH	LOW	HIGH	LOW	HIGH	LOW	HIGH	LOW	HIGH
<b>1</b>												
<b>2</b>												
<b>3</b>												
<b>4</b>	3.67	3.80	3.78	3.87	3.75	3.88	3.59	3.81	3.76	3.93	3.58	3.83
<b>5</b>	3.68	3.82	3.79	3.87	3.75	3.89	3.60	3.81	3.76	3.89	3.59	3.84
<b>6</b>	3.71	3.85	3.82	3.90	3.78	3.96	3.65	3.84	3.79	3.97	3.52	3.85
<b>7</b>	3.66	3.81	3.77	3.86	3.77	3.92	3.58	3.80	3.75	3.82	3.47	3.86
<b>8</b>	3.72	3.86	3.82	3.91	3.82	3.99	3.64	3.85	3.80	3.88	3.53	3.93
<b>9</b>												
<b>10</b>												
<b>11</b>	3.71	3.88	3.81	3.91	3.80	3.99	3.70	3.88	3.75	3.90	3.67	3.91
<b>12</b>	3.39	3.60	3.46	3.61	3.46	3.69	3.26	3.58	3.38	3.59	3.27	3.62
<b>13</b>	3.33	3.51	3.45	3.52	3.44	3.64	3.27	3.49	3.45	3.51	3.36	3.53
<b>14</b>	3.32	3.48	3.42	3.49	3.41	3.61	3.24	3.46	3.42	3.50	3.35	3.50
<b>15</b>	3.22	3.41	3.32	3.40	3.33	3.49	3.18	3.37	3.33	3.41	3.16	3.41
<b>16</b>												
<b>17</b>												
<b>18</b>												
<b>19</b>	3.20	3.38	3.30	3.41	3.31	3.47	3.17	3.36	3.30	3.38	3.14	3.40
<b>20</b>	3.19	3.39	3.31	3.41	3.30	3.47	3.16	3.35	3.30	3.43	3.15	3.39
<b>21</b>	3.23	3.43	3.35	3.45	3.34	3.51	3.20	3.40	3.34	3.47	3.22	3.44
<b>22</b>	3.16	3.36	3.28	3.38	3.27	3.44	3.16	3.33	3.27	3.37	3.15	3.37
<b>23</b>												
<b>24</b>												
<b>25</b>	3.19	3.39	3.33	3.42	3.31	3.48	3.17	3.38	3.31	3.40	3.18	3.42
<b>26</b>	3.13	3.33	3.27	3.36	3.28	3.42	3.13	3.33	3.25	3.34	3.12	3.38
<b>27</b>	3.09	3.31	3.23	3.33	3.24	3.39	3.09	3.29	3.22	3.30	3.10	3.34
<b>28</b>	3.13	3.35	3.27	3.40	3.26	3.45	3.13	3.33	3.26	3.34	3.10	3.38
<b>29</b>	3.07	3.30	3.21	3.37	3.23	3.39	3.08	3.29	3.20	3.33	3.08	3.35
<b>30</b>												

Mo Avg	3.4702	3.5151	3.5398	3.4361	3.4932	3.4830
					State average	3.4964

Prepared by Iowa Department of Agriculture and Land Stewardship  
Agricultural Marketing Bureau, Des Moines, Iowa

## IOWA DAILY CORN RANGES FOR JULY 2010

	NW - I		NC - II		NE - III		SW - IV		SC - V		SE - VI	
	LOW	HIGH	LOW	HIGH	LOW	HIGH	LOW	HIGH	LOW	HIGH	LOW	HIGH
<b>1</b>	3.26	3.37	3.33	3.44	3.22	3.44	3.22	3.41	3.30	3.43	3.33	3.49
<b>2</b>	3.25	3.36	3.32	3.40	3.20	3.42	3.21	3.41	3.29	3.43	3.32	3.46
<b>3</b>												
<b>4</b>												
<b>5</b>												
<b>6</b>												
<b>7</b>	3.33	3.39	3.38	3.42	3.26	3.47	3.27	3.46	3.33	3.48	3.35	3.51
<b>8</b>	3.36	3.47	3.45	3.50	3.34	3.51	3.33	3.54	3.39	3.56	3.45	3.62
<b>9</b>	3.33	3.44	3.42	3.47	3.25	3.49	3.29	3.50	3.37	3.53	3.40	3.56
<b>10</b>												
<b>11</b>												
<b>12</b>	3.30	3.41	3.38	3.42	3.21	3.48	3.25	3.46	3.36	3.49	3.39	3.52
<b>13</b>	3.27	3.36	3.32	3.37	3.20	3.43	3.18	3.39	3.31	3.43	3.33	3.44
<b>14</b>	3.36	3.45	3.41	3.46	3.29	3.52	3.27	3.48	3.40	3.52	3.40	3.56
<b>15</b>	3.44	3.53	3.45	3.55	3.33	3.58	3.34	3.57	3.44	3.60	3.44	3.64
<b>16</b>	3.47	3.54	3.47	3.53	3.27	3.53	3.33	3.59	3.48	3.60	3.48	3.58
<b>17</b>												
<b>18</b>												
<b>19</b>	3.29	3.46	3.32	3.40	3.21	3.39	3.20	3.46	3.35	3.47	3.27	3.43
<b>20</b>	3.21	3.32	3.24	3.31	3.10	3.32	3.13	3.34	3.27	3.39	3.20	3.35
<b>21</b>	3.27	3.38	3.30	3.37	3.20	3.38	3.19	3.40	3.33	3.45	3.25	3.42
<b>22</b>	3.28	3.34	3.27	3.34	3.20	3.35	3.16	3.37	3.29	3.42	3.21	3.37
<b>23</b>	3.16	3.29	3.21	3.28	3.15	3.33	3.10	3.31	3.24	3.36	3.16	3.37
<b>24</b>												
<b>25</b>												
<b>26</b>	3.09	3.22	3.14	3.21	3.09	3.26	3.03	3.24	3.17	3.29	3.09	3.30
<b>27</b>	3.08	3.21	3.13	3.20	3.07	3.23	3.01	3.23	3.16	3.28	3.08	3.29
<b>28</b>	3.21	3.35	3.26	3.33	3.18	3.34	3.12	3.36	3.29	3.41	3.23	3.39
<b>29</b>	3.24	3.38	3.28	3.36	3.21	3.37	3.15	3.39	3.32	3.44	3.26	3.38
<b>30</b>	3.38	3.52	3.42	3.49	3.33	3.53	3.26	3.55	3.43	3.58	3.33	3.50
Mo Avg	3.3495		3.3602		3.3301		3.3211		3.3744		3.3791	
									State average		3.3521	

Prepared by Iowa Department of Agriculture and Land Stewardship  
 Agricultural Marketing Bureau, Des Moines, Iowa

## IOWA DAILY CORN RANGES FOR JUNE 2010

	NW - I		NC - II		NE - III		SW - IV		SC - V		SE - VI	
	LOW	HIGH	LOW	HIGH	LOW	HIGH	LOW	HIGH	LOW	HIGH	LOW	HIGH
<b>1</b>	3.14	3.29	3.18	3.31	3.18	3.27	3.06	3.32	3.18	3.30	3.20	3.35
<b>2</b>	3.08	3.24	3.12	3.26	3.12	3.21	3.01	3.25	3.12	3.25	3.16	3.33
<b>3</b>	3.09	3.25	3.13	3.27	3.13	3.22	3.00	3.26	3.13	3.29	3.17	3.34
<b>4</b>	3.00	3.15	3.04	3.17	3.04	3.14	2.92	3.16	3.04	3.20	3.08	3.26
<b>5</b>												
<b>6</b>												
<b>7</b>	2.98	3.11	3.00	3.13	3.00	3.10	2.92	3.12	3.00	3.16	3.05	3.22
<b>8</b>	3.00	3.12	3.01	3.16	3.02	3.13	2.96	3.13	3.01	3.17	3.05	3.22
<b>9</b>	3.01	3.13	3.02	3.17	3.03	3.14	2.97	3.14	3.02	3.18	3.07	3.22
<b>10</b>	3.06	3.18	3.07	3.22	3.07	3.19	3.01	3.19	3.08	3.23	3.12	3.21
<b>11</b>	3.12	3.23	3.13	3.29	3.11	3.25	3.03	3.26	3.13	3.29	3.19	3.32
<b>12</b>												
<b>13</b>												
<b>14</b>	3.17	3.27	3.18	3.33	3.19	3.30	3.13	3.30	3.18	3.36	3.23	3.36
<b>15</b>	3.17	3.27	3.18	3.34	3.18	3.30	3.11	3.30	3.18	3.36	3.21	3.34
<b>16</b>	3.20	3.29	3.20	3.36	3.19	3.32	3.14	3.32	3.20	3.38	3.21	3.36
<b>17</b>	3.19	3.30	3.21	3.38	3.17	3.33	3.15	3.34	3.21	3.39	3.21	3.37
<b>18</b>	3.23	3.34	3.25	3.41	3.21	3.40	3.17	3.37	3.25	3.43	3.25	3.41
<b>19</b>												
<b>20</b>												
<b>21</b>	3.17	3.28	3.19	3.35	3.17	3.34	3.13	3.31	3.19	3.35	3.23	3.34
<b>22</b>	3.13	3.24	3.15	3.31	3.14	3.31	3.10	3.28	3.13	3.30	3.15	3.32
<b>23</b>	3.11	3.18	3.10	3.25	3.08	3.26	3.04	3.23	3.10	3.25	3.13	3.25
<b>24</b>	3.09	3.17	3.09	3.23	3.07	3.24	3.04	3.21	3.09	3.23	3.10	3.25
<b>25</b>	3.05	3.13	3.04	3.19	3.01	3.20	3.00	3.18	3.04	3.21	3.07	3.21
<b>26</b>												
<b>27</b>												
<b>28</b>	2.98	3.06	2.92	3.12	2.93	3.13	2.92	3.14	2.99	3.14	3.03	3.20
<b>29</b>	2.89	2.97	2.93	3.03	2.86	3.04	2.82	3.05	2.90	3.08	2.96	3.12
<b>30</b>	3.18	3.27	3.22	3.32	3.10	3.32	3.13	3.31	3.20	3.35	3.23	3.37

Mo Avg	3.1569	3.1675	3.1527	3.1389	3.1678	3.2001
					State average	3.1637

Prepared by Iowa Department of Agriculture and Land Stewardship  
Agricultural Marketing Bureau, Des Moines, Iowa

## IOWA DAILY CORN RANGES FOR MARCH 2010

	NW - I		NC - II		NE - III		SW - IV		SC - V		SE - VI	
	LOW	HIGH	LOW	HIGH	LOW	HIGH	LOW	HIGH	LOW	HIGH	LOW	HIGH
<b>1</b>	3.38	3.53	3.44	3.57	3.41	3.59	3.31	3.53	3.43	3.52	3.35	3.56
<b>2</b>	3.36	3.53	3.43	3.56	3.41	3.58	3.33	3.53	3.42	3.52	3.30	3.55
<b>3</b>	3.42	3.58	3.49	3.62	3.46	3.61	3.37	3.58	3.48	3.57	3.40	3.60
<b>4</b>	3.38	3.54	3.45	3.58	3.42	3.60	3.33	3.54	3.44	3.53	3.35	3.56
<b>5</b>	3.30	3.47	3.37	3.51	3.35	3.53	3.25	3.47	3.37	3.46	3.27	3.49
<b>6</b>												
<b>7</b>												
<b>8</b>	3.30	3.46	3.37	3.50	3.35	3.53	3.24	3.46	3.38	3.45	3.27	3.47
<b>9</b>	3.24	3.40	3.33	3.44	3.31	3.47	3.18	3.41	3.32	3.41	3.24	3.41
<b>10</b>	3.20	3.37	3.29	3.41	3.27	3.43	3.14	3.37	3.29	3.40	3.21	3.38
<b>11</b>	3.20	3.36	3.32	3.43	3.27	3.43	3.14	3.37	3.28	3.40	3.25	3.37
<b>12</b>	3.22	3.35	3.31	3.42	3.26	3.42	3.13	3.36	3.27	3.41	3.17	3.36
<b>13</b>												
<b>14</b>												
<b>15</b>	3.21	3.34	3.30	3.52	3.25	3.41	3.17	3.35	3.27	3.38	3.13	3.35
<b>16</b>	3.25	3.42	3.34	3.45	3.29	3.45	3.20	3.39	3.31	3.42	3.17	3.39
<b>17</b>	3.35	3.49	3.41	3.52	3.36	3.52	3.28	3.46	3.38	3.49	3.24	3.46
<b>18</b>	3.39	3.51	3.43	3.54	3.38	3.54	3.29	3.47	3.40	3.51	3.26	3.47
<b>19</b>	3.37	3.50	3.41	3.53	3.37	3.54	3.28	3.46	3.39	3.49	3.24	3.46
<b>20</b>												
<b>21</b>												
<b>22</b>	3.34	3.48	3.38	3.51	3.33	3.54	3.24	3.43	3.36	3.46	3.21	3.42
<b>23</b>	3.25	3.40	3.30	3.43	3.25	3.46	3.17	3.38	3.28	3.38	3.13	3.34
<b>24</b>	3.27	3.42	3.32	3.45	3.25	3.47	3.19	3.40	3.30	3.40	3.10	3.36
<b>25</b>	3.17	3.32	3.22	3.35	3.15	3.37	3.09	3.30	3.23	3.35	3.10	3.26
<b>26</b>	3.18	3.33	3.23	3.36	3.16	3.38	3.10	3.31	3.24	3.41	3.11	3.31
<b>27</b>												
<b>28</b>												
<b>29</b>	3.19	3.34	3.24	3.37	3.22	3.39	3.12	3.32	3.25	3.42	3.17	3.30
<b>30</b>	3.16	3.32	3.21	3.35	3.20	3.36	3.14	3.29	3.25	3.39	3.16	3.28
<b>31</b>	3.07	3.23	3.12	3.25	3.12	3.28	3.05	3.21	3.15	3.30	3.07	3.20

Mo Avg	3.3663	3.4013	3.3575	3.3336	3.3683	3.3171
					State average	3.3670

Prepared by Iowa Department of Agriculture and Land Stewardship  
Agricultural Marketing Bureau, Des Moines, Iowa



## IOWA DAILY CORN RANGES FOR MAY 2010

	NW - I		NC - II		NE - III		SW - IV		SC - V		SE - VI	
	LOW	HIGH	LOW	HIGH	LOW	HIGH	LOW	HIGH	LOW	HIGH	LOW	HIGH
<b>1</b>												
<b>2</b>												
<b>3</b>	3.32	3.49	3.38	3.49	3.30	3.49	3.25	3.44	3.35	3.49	3.33	3.52
<b>4</b>	3.34	3.46	3.36	3.45	3.29	3.46	3.24	3.42	3.33	3.46	3.31	3.50
<b>5</b>	3.38	3.50	3.40	3.51	3.33	3.50	3.27	3.48	3.37	3.50	3.33	3.56
<b>6</b>	3.36	3.48	3.35	3.49	3.29	3.48	3.25	3.46	3.24	3.48	3.31	3.53
<b>7</b>	3.37	3.49	3.39	3.50	3.31	3.49	3.26	3.47	3.36	3.49	3.32	3.52
<b>8</b>												
<b>9</b>												
<b>10</b>	3.35	3.48	3.37	3.49	3.28	3.47	3.25	3.46	3.34	3.47	3.30	3.49
<b>11</b>	3.42	3.52	3.44	3.54	3.35	3.52	3.32	3.50	3.41	3.52	3.35	3.57
<b>12</b>	3.43	3.53	3.43	3.55	3.33	3.53	3.32	3.49	3.39	3.52	3.35	3.58
<b>13</b>	3.38	3.48	3.37	3.48	3.28	3.48	3.25	3.44	3.34	3.47	3.30	3.49
<b>14</b>	3.29	3.38	3.27	3.38	3.18	3.34	3.15	3.34	3.24	3.37	3.20	3.40
<b>15</b>												
<b>16</b>												
<b>17</b>	3.18	3.31	3.20	3.31	3.11	3.27	3.08	3.27	3.18	3.30	3.13	3.34
<b>18</b>	3.21	3.35	3.22	3.35	3.14	3.31	3.12	3.31	3.22	3.34	3.15	3.41
<b>19</b>	3.20	3.34	3.21	3.34	3.14	3.30	3.11	3.30	3.21	3.33	3.20	3.41
<b>20</b>	3.23	3.37	3.27	3.37	3.18	3.33	3.17	3.33	3.24	3.36	3.20	3.43
<b>21</b>	3.30	3.44	3.31	3.44	3.25	3.40	3.24	3.43	3.31	3.43	3.25	3.50
<b>22</b>												
<b>23</b>												
<b>24</b>	3.32	3.46	3.33	3.46	3.31	3.42	3.25	3.45	3.33	3.46	3.32	3.51
<b>25</b>	3.28	3.39	3.26	3.39	3.24	3.35	3.18	3.38	3.26	3.39	3.25	3.46
<b>26</b>	3.31	3.47	3.33	3.47	3.33	3.44	3.25	3.50	3.32	3.48	3.28	3.54
<b>27</b>	3.33	3.48	3.35	3.48	3.35	3.46	3.25	3.47	3.34	3.49	3.39	3.54
<b>28</b>	3.19	3.34	3.21	3.37	3.21	3.32	3.11	3.37	3.20	3.35	3.20	3.39
<b>29</b>												
<b>30</b>												
<b>31</b>												
Mo Avg	3.3761		3.3745		3.3302		3.3246		3.3463		3.3594	
									State average		3.3571	

Prepared by Iowa Department of Agriculture and Land Stewardship  
Agricultural Marketing Bureau, Des Moines, Iowa

## IOWA DAILY CORN RANGES FOR NOVEMBER 2010

	NW - I		NC - II		NE - III		SW - IV		SC - V		SE - VI	
	LOW	HIGH	LOW	HIGH	LOW	HIGH	LOW	HIGH	LOW	HIGH	LOW	HIGH
<b>1</b>	5.14	5.25	5.18	5.29	5.12	5.44	5.05	5.38	5.23	5.57	5.42	5.74
<b>2</b>	5.13	5.25	5.17	5.33	5.23	5.43	5.04	5.37	5.22	5.56	5.41	5.73
<b>3</b>	5.18	5.30	5.24	5.38	5.23	5.48	5.09	5.42	5.31	5.61	5.46	5.78
<b>4</b>	5.30	5.44	5.33	5.47	5.32	5.57	5.18	5.51	5.40	5.70	5.58	5.87
<b>5</b>	5.27	5.42	5.31	5.43	5.30	5.55	5.19	5.51	5.39	5.68	5.53	5.85
<b>6</b>												
<b>7</b>												
<b>8</b>	5.25	5.39	5.28	5.42	5.27	5.53	5.18	5.48	5.36	5.75	5.50	5.85
<b>9</b>	5.16	5.30	5.20	5.33	5.19	5.44	5.09	5.41	5.27	5.66	5.42	5.72
<b>10</b>	5.07	5.21	5.14	5.24	5.10	5.35	5.00	5.32	5.22	5.57	5.30	5.63
<b>11</b>												
<b>12</b>	4.79	4.88	4.82	4.93	4.80	4.94	4.67	4.99	4.84	5.24	4.98	5.30
<b>13</b>												
<b>14</b>												
<b>15</b>	5.00	5.14	5.04	5.15	5.02	5.29	4.93	5.21	5.13	5.40	5.21	5.52
<b>16</b>	4.71	4.85	4.75	4.88	4.72	5.02	4.64	4.97	4.84	5.11	4.98	5.26
<b>17</b>	4.74	4.88	4.76	4.89	4.74	5.01	4.63	4.96	4.83	5.11	4.98	5.27
<b>18</b>	4.92	5.04	4.94	5.05	4.96	5.17	4.79	5.12	5.01	5.27	5.16	5.45
<b>19</b>	4.73	4.83	4.76	4.86	4.75	5.05	4.59	4.91	4.80	5.06	4.95	5.24
<b>20</b>												
<b>21</b>												
<b>22</b>	4.67	4.79	4.73	4.82	4.70	4.99	4.62	4.90	4.74	5.00	4.89	5.18
<b>23</b>	4.80	4.97	4.87	4.98	4.83	5.14	4.85	5.04	4.88	5.13	5.03	5.32
<b>24</b>	4.92	5.08	4.97	5.10	4.94	5.24	4.93	5.09	5.03	5.24	5.13	5.42
<b>25</b>												
<b>26</b>												
<b>27</b>												
<b>28</b>												
<b>29</b>	4.92	5.07	5.00	5.16	4.98	5.19	4.93	5.15	5.02	5.23	5.13	5.41
<b>30</b>	4.89	4.98	4.96	5.14	4.90	5.10	4.88	5.07	4.95	5.15	5.04	5.33
Mo Avg	5.0545		5.0791		5.1459		5.0784		5.1765		5.3076	
									State average		5.1217	

Prepared by Iowa Department of Agriculture and Land Stewardship  
Agricultural Marketing Bureau, Des Moines, Iowa

## IOWA DAILY CORN RANGES FOR OCTOBER 2010

	NW - I		NC - II		NE - III		SW - IV		SC - V		SE - VI	
	LOW	HIGH	LOW	HIGH	LOW	HIGH	LOW	HIGH	LOW	HIGH	LOW	HIGH
<b>1</b>	4.00	4.14	4.03	4.11	4.01	4.21	3.89	4.08	4.05	4.31	4.12	4.40
<b>2</b>												
<b>3</b>												
<b>4</b>	4.05	4.20	4.12	4.22	4.02	4.26	3.94	4.15	4.11	4.36	4.18	4.48
<b>5</b>	4.25	4.39	4.31	4.42	4.21	4.49	4.14	4.34	4.31	4.66	4.39	4.67
<b>6</b>	4.25	4.37	4.29	4.39	4.19	4.46	4.10	4.32	4.29	4.63	4.38	4.67
<b>7</b>	4.35	4.46	4.38	4.46	4.28	4.56	4.20	4.41	4.38	4.68	4.44	4.80
<b>8</b>	4.63	4.76	4.63	4.76	4.54	5.08	4.50	4.67	4.65	4.98	4.76	5.10
<b>9</b>												
<b>10</b>												
<b>11</b>	4.87	4.99	4.91	5.00	4.77	4.99	4.78	4.95	4.93	5.21	4.95	5.30
<b>12</b>	5.11	5.24	5.13	5.23	5.03	5.25	5.02	5.18	5.16	5.49	5.18	5.59
<b>13</b>	5.01	5.12	5.03	5.13	4.87	5.15	4.90	5.09	5.06	5.34	5.12	5.49
<b>14</b>	4.99	5.10	5.01	5.11	4.88	5.13	4.90	5.07	5.04	5.42	5.11	5.48
<b>15</b>	4.95	5.06	4.97	5.07	4.84	5.09	4.86	5.03	5.00	5.38	5.13	5.46
<b>16</b>												
<b>17</b>												
<b>18</b>	4.89	5.00	4.92	5.01	4.78	5.03	4.80	4.97	4.97	5.32	5.11	5.47
<b>19</b>	4.78	4.91	4.80	4.90	4.67	4.94	4.76	4.91	4.86	5.21	5.00	5.40
<b>20</b>	5.05	5.19	5.08	5.18	4.96	5.37	5.02	5.19	5.16	5.48	5.34	5.64
<b>21</b>	4.96	5.09	4.98	5.08	4.88	5.24	4.92	5.09	5.06	5.29	5.24	5.54
<b>22</b>	4.95	5.08	4.94	5.04	4.81	5.20	4.88	5.14	5.02	5.35	5.20	5.50
<b>23</b>												
<b>24</b>												
<b>25</b>	5.06	5.14	5.03	5.13	4.99	5.36	4.97	5.23	5.11	5.49	5.29	5.59
<b>26</b>	5.08	5.16	5.07	5.15	5.02	5.38	5.04	5.25	5.13	5.56	5.35	5.61
<b>27</b>	5.14	5.22	5.13	5.23	5.12	5.44	5.10	5.34	5.19	5.62	5.42	5.70
<b>28</b>	5.16	5.27	5.15	5.26	5.14	5.46	5.12	5.36	5.23	5.64	5.44	5.72
<b>29</b>	5.19	5.30	5.22	5.34	5.17	5.49	5.10	5.39	5.28	5.62	5.46	5.75
<b>30</b>												
<b>31</b>												
Mo Avg	4.8526		4.8596		4.9030		4.8235		4.9617		5.0999	
									State average		4.8989	

Prepared by Iowa Department of Agriculture and Land Stewardship

## IOWA DAILY CORN RANGES FOR SEPTEMBER 2010

	NW - I		NC - II		NE - III		SW - IV		SC - V		SE - VI	
	LOW	HIGH	LOW	HIGH	LOW	HIGH	LOW	HIGH	LOW	HIGH	LOW	HIGH
<b>1</b>	3.71	3.87	3.72	3.89	3.67	3.94	3.50	3.87	3.83	4.12	3.67	3.99
<b>2</b>	3.73	3.87	3.82	3.89	3.67	3.95	3.51	3.87	3.83	4.12	3.67	4.00
<b>3</b>	3.90	4.04	3.96	4.06	3.84	4.14	3.77	4.04	4.00	4.09	3.84	4.16
<b>4</b>												
<b>5</b>												
<b>6</b>												
<b>7</b>	3.92	4.06	4.01	4.08	3.88	4.19	3.84	4.06	4.02	4.11	3.86	4.20
<b>8</b>	3.88	4.02	3.97	4.04	3.85	4.16	3.80	4.02	3.98	4.07	3.87	4.17
<b>9</b>	3.97	4.13	4.06	4.13	3.93	4.24	3.87	4.11	4.07	4.16	4.01	4.28
<b>10</b>	4.04	4.20	4.13	4.20	4.03	4.31	3.94	4.20	4.14	4.23	4.11	4.35
<b>11</b>												
<b>12</b>												
<b>13</b>	4.09	4.25	4.18	4.25	4.08	4.37	4.00	4.25	4.19	4.28	4.15	4.41
<b>14</b>	4.25	4.37	4.30	4.37	4.20	4.48	4.11	4.37	4.31	4.50	4.30	4.56
<b>15</b>	4.25	4.37	4.30	4.37	4.20	4.48	4.11	4.37	4.31	4.50	4.30	4.56
<b>16</b>	4.26	4.40	4.29	4.38	4.21	4.49	4.12	4.38	4.32	4.51	4.31	4.56
<b>17</b>	4.43	4.57	4.46	4.55	4.38	4.66	4.29	4.55	4.49	4.68	4.48	4.73
<b>18</b>												
<b>19</b>												
<b>20</b>	4.38	4.51	4.41	4.50	4.33	4.61	4.24	4.50	4.44	4.63	4.48	4.70
<b>21</b>	4.35	4.48	4.38	4.47	4.30	4.58	4.21	4.47	4.41	4.60	4.45	4.72
<b>22</b>	4.35	4.48	4.37	4.47	4.30	4.59	4.21	4.47	4.41	4.60	4.45	4.72
<b>23</b>	4.29	4.43	4.31	4.41	4.24	4.53	4.15	4.41	4.37	4.64	4.42	4.66
<b>24</b>	4.52	4.66	4.60	4.64	4.45	4.76	4.38	4.64	4.60	4.82	4.64	4.89
<b>25</b>												
<b>26</b>												
<b>27</b>	4.47	4.57	4.51	4.58	4.41	4.67	4.29	4.55	4.51	4.73	4.57	4.84
<b>28</b>	4.34	4.44	4.38	4.45	4.29	4.55	4.16	4.42	4.38	4.60	4.44	4.73
<b>29</b>	4.39	4.49	4.45	4.50	4.34	4.60	4.21	4.48	4.43	4.70	4.49	4.76
<b>30</b>	4.30	4.42	4.36	4.41	4.25	4.52	4.19	4.39	4.35	4.61	4.41	4.74

Mo Avg	4.2685	4.2825	4.3121	4.2027	4.3069	4.3786
					State average	4.2891

Prepared by Iowa Department of Agriculture and Land Stewardship  
Agricultural Marketing Bureau, Des Moines, Iowa