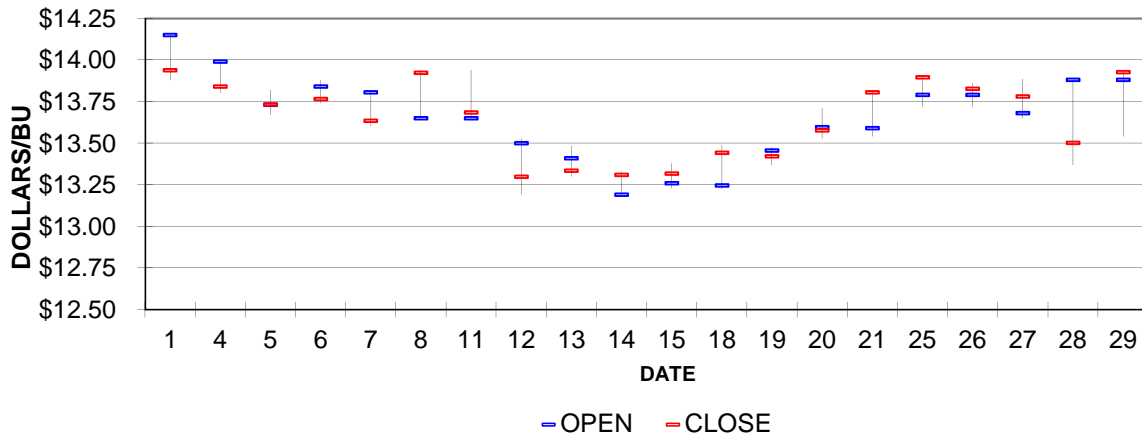
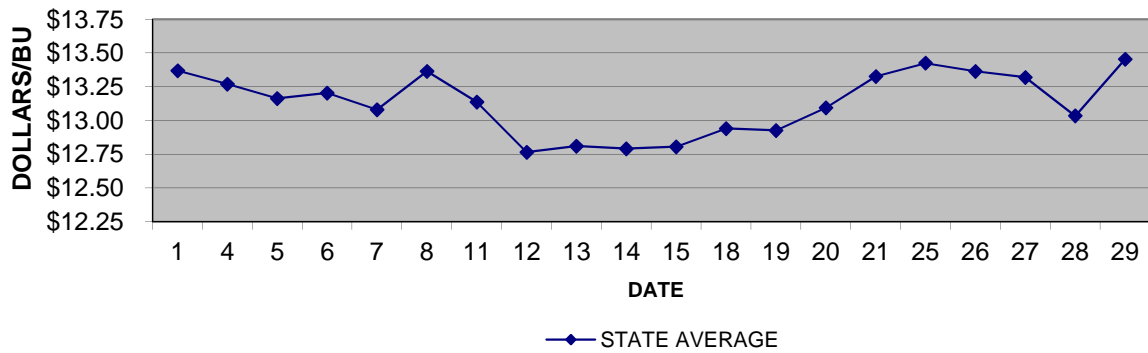


APRIL 2011 SOYBEANS CBOT- (May)



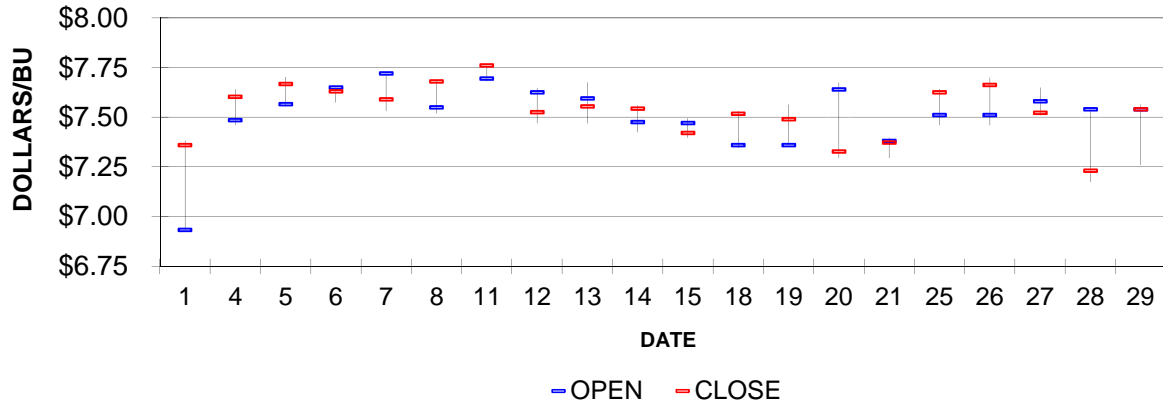
IOWA - STATE AVERAGE SOYBEANS - CASH



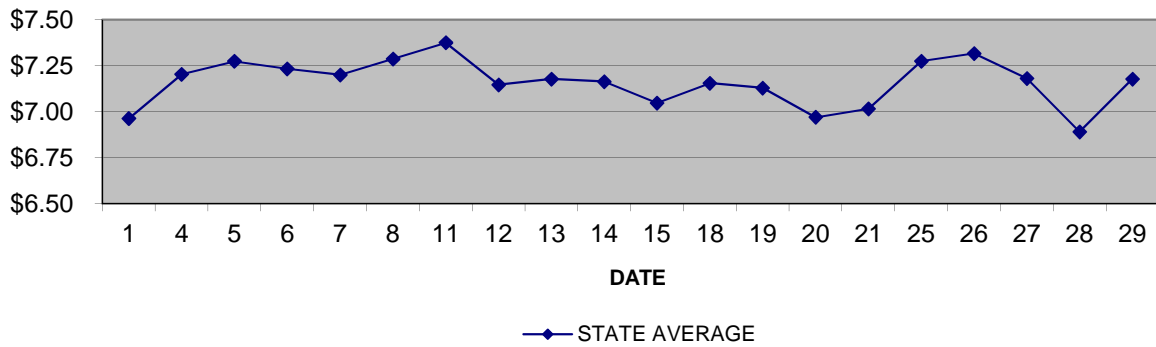
Source: Iowa Department of Agriculture and Land Stewardship

APRIL 2011 CORN

CBOT - (May)

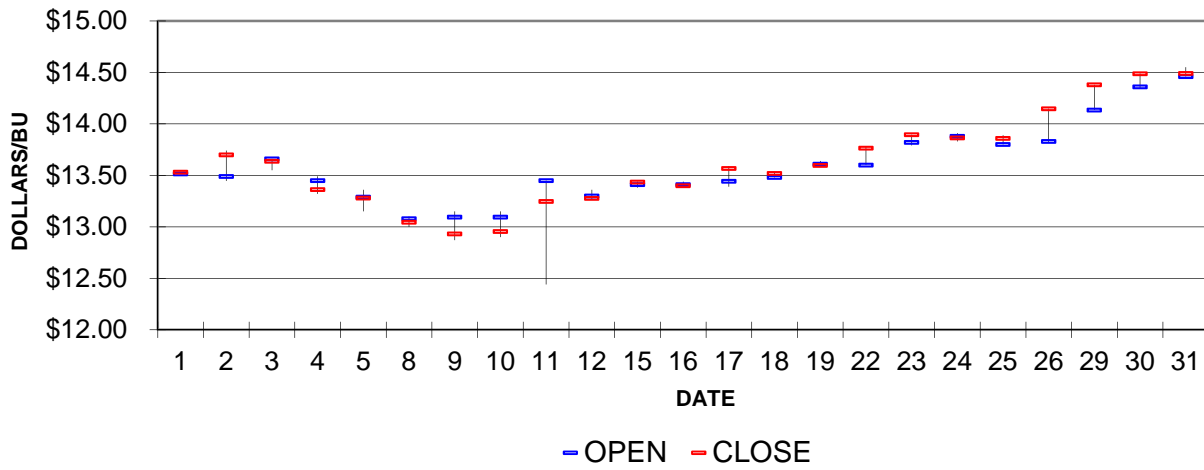


IOWA - STATE AVERAGE CORN - CASH

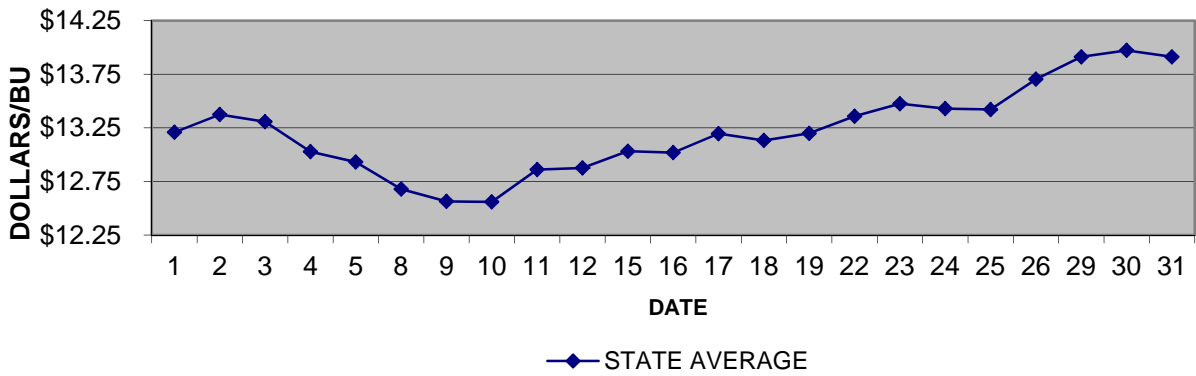


Source: Iowa Department of Agriculture and Land Stewardship

AUGUST 2011 SOYBEANS CBOT- (Sept)

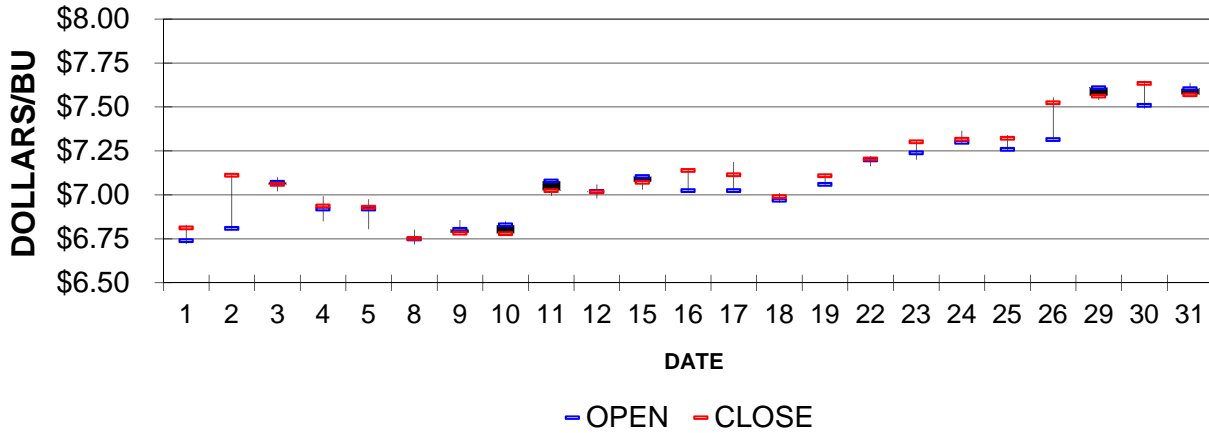


IOWA - STATE AVERAGE SOYBEANS - CASH

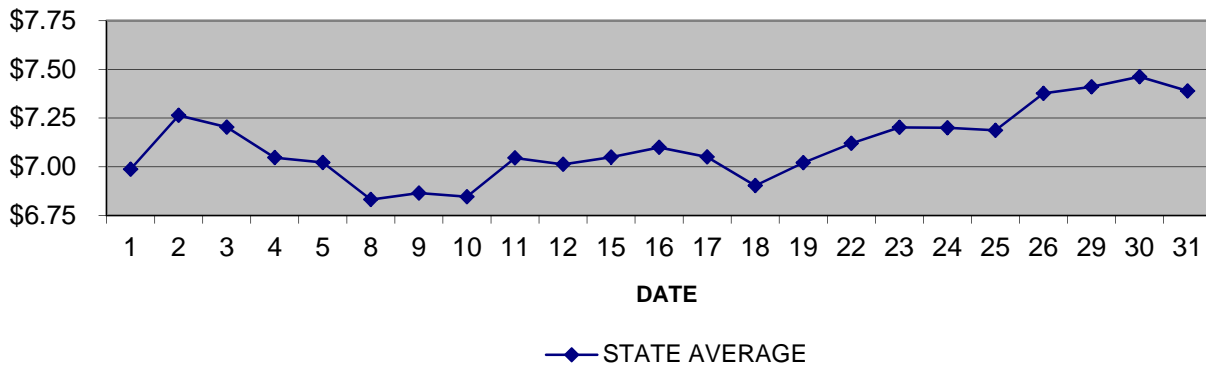


Source: Iowa Department of Agriculture and Land Stewardship

AUGUST 2011 CORN CBOT - (Sept)



IOWA - STATE AVERAGE CORN - CASH



Source: Iowa Department of Agriculture and Land Stewardship

IOWA STATE AVERAGE BEAN PRICES FOR APRIL 2011

| | NW - I | NC - II | NE - III | SW - IV | SC - V | SE - VI | State Average |
|-----------|---------|---------|----------|---------|---------|---------|---------------|
| 1 | 13.3486 | 13.3390 | 13.3625 | 13.4286 | 13.3886 | 13.4086 | 13.3695 |
| 2 | | | | | | | |
| 3 | | | | | | | |
| 4 | 13.2529 | 13.2400 | 13.2589 | 13.3286 | 13.2914 | 13.3057 | 13.2702 |
| 5 | 13.1471 | 13.1330 | 13.1588 | 13.2243 | 13.1843 | 13.2000 | 13.1648 |
| 6 | 13.1757 | 13.1730 | 13.2125 | 13.2529 | 13.2200 | 13.2586 | 13.2045 |
| 7 | 13.0500 | 13.0430 | 13.0800 | 13.1357 | 13.0929 | 13.1671 | 13.0816 |
| 8 | 13.3386 | 13.3290 | 13.3686 | 13.4100 | 13.3743 | 13.4543 | 13.3666 |
| 9 | | | | | | | |
| 10 | | | | | | | |
| 11 | 13.1129 | 13.0960 | 13.1438 | 13.1829 | 13.1429 | 13.2371 | 13.1389 |
| 12 | 12.7429 | 12.7110 | 12.7633 | 12.8214 | 12.7829 | 12.8800 | 12.7666 |
| 13 | 12.7800 | 12.7520 | 12.8056 | 12.8771 | 12.8343 | 12.9229 | 12.8103 |
| 14 | 12.7714 | 12.7240 | 12.8056 | 12.8586 | 12.8100 | 12.9029 | 12.7925 |
| 15 | 12.7843 | 12.7370 | 12.7989 | 12.8971 | 12.8200 | 12.9157 | 12.8061 |
| 16 | | | | | | | |
| 17 | | | | | | | |
| 18 | 12.9214 | 12.8660 | 12.9413 | 13.0243 | 12.9657 | 13.0571 | 12.9414 |
| 19 | 12.9057 | 12.8480 | 12.9250 | 13.0143 | 12.9586 | 13.0486 | 12.9274 |
| 20 | 13.0643 | 13.0110 | 13.0925 | 13.1957 | 13.1271 | 13.2229 | 13.0945 |
| 21 | 13.2914 | 13.2400 | 13.3500 | 13.4343 | 13.3529 | 13.4443 | 13.3269 |
| 22 | | | | | | | |
| 23 | | | | | | | |
| 24 | | | | | | | |
| 25 | 13.3857 | 13.3400 | 13.4463 | 13.5371 | 13.4643 | 13.5386 | 13.4261 |
| 26 | 13.3257 | 13.2830 | 13.3689 | 13.4857 | 13.4014 | 13.4771 | 13.3655 |
| 27 | 13.2886 | 13.2433 | 13.3033 | 13.4457 | 13.3429 | 13.4314 | 13.3204 |
| 28 | 13.0014 | 12.9600 | 12.9978 | 13.1471 | 13.0943 | 13.1486 | 13.0348 |
| 29 | 13.4400 | 13.3740 | 13.4233 | 13.5814 | 13.4983 | 13.5514 | 13.4558 |
| 30 | | | | | | | |
| Mo Avg | 13.1064 | 13.0721 | 13.1303 | 13.2141 | 13.1573 | 13.2286 | 13.1332 |

Prepared by Iowa Department of Agriculture and Land Stewardship
Agricultural Marketing Bureau, Des Moines, Iowa

IOWA STATE AVERAGE BEAN PRICES FOR AUGUST 2011

| | NW - I | NC - II | NE - III | SW - IV | SC - V | SE - VI | State Average |
|---------------|---------|---------|----------|---------|---------|---------|---------------|
| 1 | 13.1886 | 13.1725 | 13.1411 | 13.2886 | 13.2357 | 13.2929 | 13.2082 |
| 2 | 13.3643 | 13.3380 | 13.3017 | 13.4457 | 13.4157 | 13.4471 | 13.3742 |
| 3 | 13.3029 | 13.2680 | 13.2238 | 13.3871 | 13.3457 | 13.3814 | 13.3070 |
| 4 | 13.0071 | 12.9950 | 12.9544 | 13.0957 | 13.0817 | 13.1057 | 13.0278 |
| 5 | 12.9129 | 12.8890 | 12.8563 | 13.0071 | 12.9743 | 13.0317 | 12.9313 |
| 6 | | | | | | | |
| 7 | | | | | | | |
| 8 | 12.6600 | 12.6370 | 12.6167 | 12.7557 | 12.7357 | 12.7543 | 12.6791 |
| 9 | 12.5471 | 12.5290 | 12.4878 | 12.6214 | 12.6229 | 12.6517 | 12.5640 |
| 10 | 12.5600 | 12.5330 | 12.4643 | 12.6357 | 12.5843 | 12.6243 | 12.5597 |
| 11 | 12.8686 | 12.8270 | 12.7750 | 12.9371 | 12.8986 | 12.9071 | 12.8605 |
| 12 | 12.8843 | 12.8470 | 12.7714 | 12.9557 | 12.9114 | 12.9300 | 12.8760 |
| 13 | | | | | | | |
| 14 | | | | | | | |
| 15 | 13.0443 | 12.9950 | 12.9475 | 13.1100 | 13.0829 | 13.0657 | 13.0319 |
| 16 | 13.0186 | 12.9790 | 12.9489 | 13.1086 | 13.0600 | 13.0600 | 13.0187 |
| 17 | 13.1929 | 13.1556 | 13.1213 | 13.2900 | 13.2386 | 13.2433 | 13.1959 |
| 18 | 13.1343 | 13.0920 | 13.0563 | 13.2050 | 13.1786 | 13.1967 | 13.1326 |
| 19 | 13.1943 | 13.1600 | 13.1086 | 13.2757 | 13.2543 | 13.2700 | 13.1987 |
| 20 | | | | | | | |
| 21 | | | | | | | |
| 22 | 13.3500 | 13.3140 | 13.3133 | 13.4100 | 13.4086 | 13.4283 | 13.3575 |
| 23 | 13.4571 | 13.4420 | 13.4288 | 13.5114 | 13.5286 | 13.5550 | 13.4750 |
| 24 | 13.4000 | 13.4060 | 13.3875 | 13.4557 | 13.4971 | 13.5000 | 13.4295 |
| 25 | 13.3900 | 13.3990 | 13.3800 | 13.4329 | 13.4857 | 13.5067 | 13.4208 |
| 26 | 13.6657 | 13.7000 | 13.6656 | 13.6586 | 13.7857 | 13.8017 | 13.7034 |
| 27 | | | | | | | |
| 28 | | | | | | | |
| 29 | 13.9129 | 13.9160 | 13.8875 | 13.8543 | 13.9629 | 13.9500 | 13.9119 |
| 30 | 13.9743 | 13.9850 | 13.9375 | 13.9471 | 13.9671 | 14.0050 | 13.9720 |
| 31 | 13.9314 | 13.9360 | 13.7713 | 13.9371 | 13.9371 | 13.9200 | 13.9121 |
| Mo Avg | 13.2157 | 13.1963 | 13.1542 | 13.2751 | 13.2693 | 13.2882 | 13.2238 |

Prepared by Iowa Department of Agriculture and Land Stewardship
Agricultural Marketing Bureau, Des Moines, Iowa

IOWA STATE AVERAGE BEAN PRICES FOR DECEMBER 2011

| | NW - I | NC - II | NE - III | SW - IV | SC - V | SE - VI | State Average |
|-----------|---------|---------|----------|---------|---------|---------|---------------|
| 1 | 10.8386 | 10.7310 | 10.7488 | 10.8929 | 10.7586 | 10.8986 | 10.8001 |
| 2 | 10.9143 | 10.8090 | 10.8088 | 10.9929 | 10.8386 | 11.0129 | 10.8828 |
| 3 | | | | | | | |
| 4 | | | | | | | |
| 5 | 10.8200 | 10.7090 | 10.6900 | 10.8986 | 10.7600 | 10.9143 | 10.7846 |
| 6 | 10.8471 | 10.7460 | 10.7238 | 10.9300 | 10.7757 | 10.9314 | 10.8140 |
| 7 | 10.8657 | 10.7580 | 10.7375 | 10.9457 | 10.7886 | 10.9400 | 10.8277 |
| 8 | 10.8814 | 10.7740 | 10.7538 | 10.9571 | 10.8057 | 10.9686 | 10.8447 |
| 9 | 10.6257 | 10.5140 | 10.5144 | 10.7014 | 10.5200 | 10.6657 | 10.5812 |
| 10 | | | | | | | |
| 11 | | | | | | | |
| 12 | 10.6757 | 10.5650 | 10.5625 | 10.7414 | 10.5714 | 10.7114 | 10.6295 |
| 13 | 10.7371 | 10.6320 | 10.6375 | 10.8043 | 10.6386 | 10.7600 | 10.6937 |
| 14 | 10.5514 | 10.4450 | 10.4500 | 10.6200 | 10.4514 | 10.5786 | 10.5079 |
| 15 | 10.6743 | 10.5680 | 10.5713 | 10.7400 | 10.5714 | 10.6843 | 10.6279 |
| 16 | 10.8571 | 10.7480 | 10.7550 | 10.9200 | 10.7714 | 10.8517 | 10.8094 |
| 17 | | | | | | | |
| 18 | | | | | | | |
| 19 | 10.9271 | 10.8210 | 10.8222 | 10.9914 | 10.8329 | 10.9357 | 10.8810 |
| 20 | 10.9971 | 10.8970 | 10.8989 | 11.0700 | 10.9114 | 11.0071 | 10.9559 |
| 21 | 11.0871 | 10.9890 | 10.9963 | 11.1486 | 11.0043 | 11.1057 | 11.0472 |
| 22 | 11.1671 | 11.0710 | 11.0763 | 11.1786 | 11.0786 | 11.1886 | 11.1208 |
| 23 | 11.1743 | 11.0800 | 11.0838 | 11.1829 | 11.0871 | 11.1883 | 11.1274 |
| 24 | | | | | | | |
| 25 | | | | | | | |
| 26 | | | | | | | |
| 27 | 11.5386 | 11.4490 | 11.4322 | 11.5214 | 11.4514 | 11.5557 | 11.4879 |
| 28 | 11.5029 | 11.4320 | 11.4289 | 11.4986 | 11.4300 | 11.5457 | 11.4685 |
| 29 | 11.3943 | 11.3290 | 11.3275 | 11.3971 | 11.3343 | 11.4514 | 11.3665 |
| 30 | 11.5043 | 11.4390 | 11.4413 | 11.5043 | 11.4443 | 11.5614 | 11.4766 |
| 31 | | | | | | | |
| Mo Avg | 10.9801 | 10.8812 | 10.8791 | 11.0303 | 10.8965 | 11.0218 | 10.9398 |

Prepared by Iowa Department of Agriculture and Land Stewardship
 Agricultural Marketing Bureau, Des Moines, Iowa

IOWA STATE AVERAGE BEAN PRICES FOR FEBRUARY 2011

| | NW - I | NC - II | NE - III | SW - IV | SC - V | SE - VI | State Average |
|-----------|---------|---------|----------|---------|---------|---------|------------------|
| 1 | 13.7129 | 13.6990 | 13.7100 | 13.7114 | 13.7271 | 13.8780 | 13.7289 |
| 2 | 13.7786 | 13.7610 | 13.7888 | 13.7886 | 13.7871 | 13.9220 | 13.7936 |
| 3 | 13.6757 | 13.6980 | 13.7367 | 13.7157 | 13.7086 | 13.8400 | 13.7187 |
| 4 | 13.6700 | 13.7030 | 13.7375 | 13.7057 | 13.7367 | 13.8200 | 13.7183 |
| 5 | | | | | | | |
| 6 | | | | | | | |
| 7 | 13.6029 | 13.6225 | 13.6450 | 13.6514 | 13.6614 | 13.7343 | 13.6425 |
| 8 | 13.7200 | 13.7222 | 13.7456 | 13.7486 | 13.7586 | 13.8486 | 13.7470 |
| 9 | 13.8900 | 13.8940 | 13.9025 | 13.9300 | 13.9350 | 14.0183 | 13.9180 |
| 10 | 13.7200 | 13.7190 | 13.6767 | 13.7471 | 13.7457 | 13.8486 | 13.7356 |
| 11 | 13.5514 | 13.5420 | 13.5111 | 13.5900 | 13.5783 | 13.6329 | 13.5609 |
| 12 | | | | | | | |
| 13 | | | | | | | |
| 14 | 13.4200 | 13.4160 | 13.3722 | 13.4600 | 13.4500 | 13.4943 | 13.4298 |
| 15 | 13.0786 | 13.0767 | 13.0300 | 13.1186 | 13.1000 | 13.1283 | 13.0852 |
| 16 | 13.0643 | 13.0570 | 13.0238 | 13.0986 | 13.0800 | 13.1300 | 13.0708 |
| 17 | 13.4471 | 13.4450 | 13.3950 | 13.4914 | 13.4800 | 13.5014 | 13.4555 |
| 18 | 13.0843 | 13.0780 | 13.0167 | 13.1243 | 13.1557 | 13.1529 | 13.0943 |
| 19 | | | | | | | |
| 20 | | | | | | | |
| 21 | | | | | | | |
| 22 | 12.3557 | 12.3756 | 12.3463 | 12.4257 | 12.3271 | 12.4329 | 12.3765 |
| 23 | 12.6029 | 12.6000 | 12.5575 | 12.6429 | 12.6433 | 12.6757 | 12.6143 |
| 24 | 12.5900 | 12.5867 | 12.5288 | 12.6229 | 12.6143 | 12.6414 | 12.5940 |
| 25 | 13.0600 | 13.0560 | 13.0011 | 13.0957 | 13.0757 | 13.1271 | 13.0655 |
| 26 | | | | | | | |
| 27 | | | | | | | |
| 28 | 12.9757 | 12.9750 | 12.9657 | 13.0057 | 12.9883 | 13.0443 | 12.9877 |
| | | | | | | | |
| Mo Avg | 13.3158 | 13.3172 | 13.2995 | 13.3513 | 13.3449 | 13.4143 | 13.3335 |

Prepared by Iowa Department of Agriculture and Land Stewardship
Agricultural Marketing Bureau, Des Moines, Iowa

IOWA STATE AVERAGE BEAN PRICES FOR JANUARY 2011

| | NW - I | NC - II | NE - III | SW - IV | SC - V | SE - VI | State Average |
|-----------|---------|---------|----------|---------|---------|---------|---------------|
| 1 | | | | | | | |
| 2 | | | | | | | |
| 3 | 13.1529 | 13.1630 | 13.1356 | 13.1300 | 13.1986 | 13.2300 | 13.1643 |
| 4 | 13.0557 | 13.0770 | 13.0344 | 13.0300 | 13.0929 | 13.1057 | 13.0657 |
| 5 | 13.2914 | 13.2940 | 13.2613 | 13.2714 | 13.3071 | 13.3886 | 13.2986 |
| 6 | 13.1400 | 13.1240 | 13.0856 | 13.1100 | 13.1457 | 13.2271 | 13.1347 |
| 7 | 13.0100 | 12.9940 | 12.9422 | 12.9814 | 13.0157 | 13.0871 | 13.0020 |
| 8 | | | | | | | |
| 9 | | | | | | | |
| 10 | 13.1614 | 13.1500 | 13.1100 | 13.1371 | 13.1686 | 13.2357 | 13.1574 |
| 11 | 12.9271 | 12.8930 | 12.8800 | 12.8971 | 12.9271 | 13.0029 | 12.9153 |
| 12 | 13.4757 | 13.4600 | 13.4056 | 13.4586 | 13.4571 | 13.5786 | 13.4697 |
| 13 | 13.4943 | 13.4700 | 13.4163 | 13.4543 | 13.4643 | 13.5700 | 13.4771 |
| 14 | 13.5457 | 13.5110 | 13.4600 | 13.4857 | 13.5314 | 13.6171 | 13.5226 |
| 15 | | | | | | | |
| 16 | | | | | | | |
| 17 | | | | | | | |
| 18 | 13.4371 | 13.4030 | 13.3611 | 13.3686 | 13.4000 | 13.5257 | 13.4140 |
| 19 | 13.4114 | 13.3700 | 13.3438 | 13.3529 | 13.3843 | 13.5143 | 13.3912 |
| 20 | 13.4329 | 13.4040 | 13.3600 | 13.3757 | 13.4057 | 13.5443 | 13.4170 |
| 21 | 13.4129 | 13.3780 | 13.3511 | 13.3614 | 13.3857 | 13.5300 | 13.3981 |
| 22 | | | | | | | |
| 23 | | | | | | | |
| 24 | 13.3314 | 13.3090 | 13.3063 | 13.2943 | 13.3157 | 13.4571 | 13.3294 |
| 25 | 13.0400 | 13.0300 | 13.0025 | 12.9943 | 13.0767 | 13.1757 | 13.0455 |
| 26 | 13.1214 | 13.1470 | 13.1600 | 13.1186 | 13.1686 | 13.2900 | 13.1586 |
| 27 | 13.2957 | 13.2911 | 13.3013 | 13.2843 | 13.3086 | 13.4343 | 13.3111 |
| 28 | 13.2957 | 13.2780 | 13.2844 | 13.2857 | 13.3157 | 13.4271 | 13.3049 |
| 29 | | | | | | | |
| 30 | | | | | | | |
| 31 | 13.4457 | 13.4360 | 13.4411 | 13.4471 | 13.4700 | 13.5857 | 13.4613 |
| Mo Avg | 13.2739 | 13.2591 | 13.2321 | 13.2419 | 13.2770 | 13.3764 | 13.2719 |

Prepared by Iowa Department of Agriculture and Land Stewardship
 Agricultural Marketing Bureau, Des Moines, Iowa

IOWA STATE AVERAGE BEAN PRICES FOR JULY 2011

| | NW - I | NC - II | NE - III | SW - IV | SC - V | SE - VI | State Average |
|-----------|---------|---------|----------|---------|---------|---------|------------------|
| 1 | 12.7714 | 12.7600 | 12.6900 | 12.8157 | 12.8767 | 12.8650 | 12.7850 |
| 2 | | | | | | | |
| 3 | | | | | | | |
| 4 | | | | | | | |
| 5 | 12.8657 | 12.8540 | 12.8125 | 12.9243 | 12.9414 | 12.9714 | 12.8833 |
| 6 | 12.8657 | 12.8550 | 12.7814 | 12.9343 | 12.9414 | 12.9786 | 12.8818 |
| 7 | 13.0543 | 13.0440 | 13.0213 | 13.1514 | 13.1314 | 13.1743 | 13.0821 |
| 8 | 13.1143 | 13.1110 | 13.0938 | 13.2129 | 13.1914 | 13.2343 | 13.1461 |
| 9 | | | | | | | |
| 10 | | | | | | | |
| 11 | 13.1143 | 13.1180 | 13.0757 | 13.1857 | 13.1971 | 13.2286 | 13.1421 |
| 12 | 13.2043 | 13.2150 | 13.2067 | 13.2700 | 13.2871 | 13.3357 | 13.2408 |
| 13 | 13.4014 | 13.4080 | 13.4189 | 13.4357 | 13.4700 | 13.5550 | 13.4355 |
| 14 | 13.4729 | 13.4830 | 13.4675 | 13.5029 | 13.5414 | 13.6114 | 13.5027 |
| 15 | 13.5043 | 13.5110 | 13.5175 | 13.5443 | 13.5786 | 13.6514 | 13.5384 |
| 16 | | | | | | | |
| 17 | | | | | | | |
| 18 | 13.4914 | 13.5120 | 13.5000 | 13.5400 | 13.5800 | 13.6386 | 13.5319 |
| 19 | 13.4443 | 13.4420 | 13.4263 | 13.4829 | 13.5057 | 13.5671 | 13.4672 |
| 20 | 13.4243 | 13.4210 | 13.4025 | 13.4657 | 13.4957 | 13.5486 | 13.4480 |
| 21 | 13.4471 | 13.4380 | 13.4189 | 13.4843 | 13.4771 | 13.5343 | 13.4591 |
| 22 | 13.4471 | 13.4370 | 13.4275 | 13.4843 | 13.4843 | 13.5280 | 13.4598 |
| 23 | | | | | | | |
| 24 | | | | | | | |
| 25 | 13.2971 | 13.2890 | 13.2967 | 13.3786 | 13.3257 | 13.3771 | 13.3181 |
| 26 | 13.4814 | 13.4570 | 13.4811 | 13.5171 | 13.4971 | 13.5843 | 13.4924 |
| 27 | 13.3971 | 13.3560 | 13.3825 | 13.4543 | 13.4214 | 13.5286 | 13.4083 |
| 28 | 13.3071 | 13.2656 | 13.2600 | 13.3714 | 13.3400 | 13.4271 | 13.3144 |
| 29 | 13.1471 | 13.1200 | 13.1133 | 13.2371 | 13.1829 | 13.2614 | 13.1638 |
| 30 | | | | | | | |
| 31 | | | | | | | |
| Mo Avg | 13.2626 | 13.2548 | 13.2397 | 13.3196 | 13.3233 | 13.3800 | 13.2850 |

Prepared by Iowa Department of Agriculture and Land Stewardship
Agricultural Marketing Bureau, Des Moines, Iowa

IOWA STATE AVERAGE BEAN PRICES FOR JUNE 2011

| | NW - I | NC - II | NE - III | SW - IV | SC - V | SE - VI | State Average |
|-----------|---------|---------|----------|---------|---------|---------|------------------|
| 1 | 13.5314 | 13.4540 | 13.4244 | 13.5971 | 13.5700 | 13.5371 | 13.5071 |
| 2 | 13.7186 | 13.6560 | 13.6156 | 13.7186 | 13.7543 | 13.7471 | 13.6928 |
| 3 | 13.7757 | 13.7310 | 13.6922 | 13.8186 | 13.8314 | 13.8186 | 13.7676 |
| 4 | | | | | | | |
| 5 | | | | | | | |
| 6 | 13.4500 | 13.4040 | 13.3756 | 13.4814 | 13.5071 | 13.5143 | 13.4437 |
| 7 | 13.5457 | 13.5110 | 13.4822 | 13.5514 | 13.5957 | 13.6300 | 13.5425 |
| 8 | 13.6057 | 13.5810 | 13.5450 | 13.5886 | 13.6671 | 13.7050 | 13.6057 |
| 9 | 13.5271 | 13.5020 | 13.4744 | 13.4914 | 13.5900 | 13.6400 | 13.5272 |
| 10 | 13.4514 | 13.4278 | 13.4013 | 13.4257 | 13.5200 | 13.5714 | 13.4551 |
| 11 | | | | | | | |
| 12 | | | | | | | |
| 13 | 13.4100 | 13.3920 | 13.3711 | 13.3729 | 13.4614 | 13.5286 | 13.4134 |
| 14 | 13.2614 | 13.2460 | 13.2050 | 13.2271 | 13.3114 | 13.3771 | 13.2633 |
| 15 | 13.2686 | 13.2490 | 13.1938 | 13.2657 | 13.3114 | 13.3757 | 13.2694 |
| 16 | 13.0943 | 13.0760 | 13.0188 | 13.0914 | 13.0871 | 13.1871 | 13.0887 |
| 17 | 12.9186 | 12.9120 | 12.8522 | 12.9657 | 12.9686 | 13.0171 | 12.9311 |
| 18 | | | | | | | |
| 19 | | | | | | | |
| 20 | 12.9471 | 12.9400 | 12.8711 | 13.0257 | 13.0057 | 13.0514 | 12.9641 |
| 21 | 13.0800 | 13.0700 | 12.9963 | 13.1986 | 13.1433 | 13.1814 | 13.1007 |
| 22 | 12.8971 | 12.8820 | 12.8122 | 13.0243 | 12.9571 | 12.9929 | 12.9162 |
| 23 | 12.7757 | 12.7650 | 12.6956 | 12.9100 | 12.8371 | 12.8686 | 12.7976 |
| 24 | 12.7971 | 12.7690 | 12.7156 | 12.9329 | 12.8600 | 12.8914 | 12.8139 |
| 25 | | | | | | | |
| 26 | | | | | | | |
| 27 | 12.8957 | 12.8650 | 12.8088 | 13.0300 | 12.9600 | 12.9900 | 12.9110 |
| 28 | 12.8957 | 12.8710 | 12.8238 | 13.0143 | 12.9700 | 12.9914 | 12.9138 |
| 29 | 12.9214 | 12.8990 | 12.8638 | 12.9914 | 12.9814 | 13.0357 | 12.9361 |
| 30 | 12.6400 | 12.6210 | 12.5929 | 12.6814 | 12.7283 | 12.7371 | 12.6540 |
| | | | | | | | |
| Mo Avg | 13.2004 | 13.1738 | 13.1287 | 13.2456 | 13.2554 | 13.2904 | 13.2052 |

Prepared by Iowa Department of Agriculture and Land Stewardship
Agricultural Marketing Bureau, Des Moines, Iowa

IOWA STATE AVERAGE BEAN PRICES FOR MARCH 2011

| | NW - I | NC - II | NE - III | SW - IV | SC - V | SE - VI | State Average |
|-----------|---------|---------|----------|---------|---------|---------|------------------|
| 1 | 13.0843 | 13.1020 | 13.0588 | 13.1143 | 13.1114 | 13.1914 | 13.1060 |
| 2 | 13.2843 | 13.2820 | 13.2488 | 13.3286 | 13.3000 | 13.3943 | 13.2996 |
| 3 | 13.4671 | 13.4660 | 13.4213 | 13.5214 | 13.4800 | 13.5586 | 13.4804 |
| 4 | 13.4900 | 13.4778 | 13.4413 | 13.5414 | 13.5000 | 13.5457 | 13.4945 |
| 5 | | | | | | | |
| 6 | | | | | | | |
| 7 | 13.3000 | 13.2930 | 13.2443 | 13.3514 | 13.3100 | 13.3457 | 13.3041 |
| 8 | 13.1814 | 13.1630 | 13.1256 | 13.2300 | 13.1857 | 13.2157 | 13.1796 |
| 9 | 12.8514 | 12.8330 | 12.7978 | 12.9057 | 12.8571 | 12.9040 | 12.8530 |
| 10 | 12.9129 | 12.9000 | 12.8456 | 12.9886 | 12.9271 | 12.9371 | 12.9149 |
| 11 | 12.7071 | 12.6900 | 12.6489 | 12.7871 | 12.7171 | 12.7314 | 12.7091 |
| 12 | | | | | | | |
| 13 | | | | | | | |
| 14 | 12.7743 | 12.7490 | 12.7211 | 12.8414 | 12.7800 | 12.8143 | 12.7741 |
| 15 | 12.0786 | 12.0478 | 12.0367 | 12.1414 | 12.0614 | 12.0829 | 12.0710 |
| 16 | 12.2529 | 12.2270 | 12.2300 | 12.3143 | 12.2514 | 12.2986 | 12.2556 |
| 17 | 12.7329 | 12.7080 | 12.6878 | 12.8029 | 12.7371 | 12.7829 | 12.7353 |
| 18 | 13.0014 | 12.9870 | 12.9656 | 13.0686 | 13.0157 | 13.0557 | 13.0094 |
| 19 | | | | | | | |
| 20 | | | | | | | |
| 21 | 13.0114 | 12.9950 | 12.9667 | 13.0714 | 13.0200 | 13.0886 | 13.0187 |
| 22 | 13.0286 | 13.0220 | 12.9989 | 13.1043 | 13.0414 | 13.1443 | 13.0480 |
| 23 | 12.8900 | 12.8750 | 12.8586 | 12.9700 | 12.8929 | 13.0114 | 12.9069 |
| 24 | 12.9214 | 12.9090 | 12.9322 | 13.0043 | 12.9300 | 13.0457 | 12.9459 |
| 25 | 12.9600 | 12.9410 | 12.9489 | 13.0529 | 12.9671 | 13.0786 | 12.9802 |
| 26 | | | | | | | |
| 27 | | | | | | | |
| 28 | 12.8614 | 12.8480 | 12.8029 | 12.9529 | 12.8786 | 12.9671 | 12.8764 |
| 29 | 12.9943 | 12.9830 | 12.9925 | 13.0829 | 13.0414 | 13.1000 | 13.0199 |
| 30 | 13.1071 | 13.0640 | 13.1211 | 13.2057 | 13.1571 | 13.2086 | 13.1261 |
| 31 | 13.4914 | 13.4878 | 13.4688 | 13.5857 | 13.5471 | 13.5900 | 13.5175 |
| Mo Avg | 12.9732 | 12.9587 | 12.9375 | 13.0420 | 12.9874 | 13.0475 | 12.9838 |

Prepared by Iowa Department of Agriculture and Land Stewardship
Agricultural Marketing Bureau, Des Moines, Iowa

IOWA STATE AVERAGE BEAN PRICES FOR MAY 2011

| | NW - I | NC - II | NE - III | SW - IV | SC - V | SE - VI | State Average |
|-----------|---------|---------|----------|---------|---------|---------|------------------|
| 1 | | | | | | | |
| 2 | 13.4343 | 13.3670 | 13.4200 | 13.5643 | 13.4986 | 13.5371 | 13.4480 |
| 3 | 13.2000 | 13.0960 | 13.1167 | 13.2700 | 13.2214 | 13.2543 | 13.1751 |
| 4 | 13.0900 | 12.9850 | 13.0111 | 13.1586 | 13.1271 | 13.1343 | 13.0656 |
| 5 | 12.7914 | 12.6940 | 12.7163 | 12.8729 | 12.8271 | 12.8329 | 12.7711 |
| 6 | 12.8357 | 12.7350 | 12.7538 | 12.9329 | 12.8550 | 12.8757 | 12.8139 |
| 7 | | | | | | | |
| 8 | | | | | | | |
| 9 | 12.9357 | 12.8270 | 12.8463 | 13.0429 | 12.9700 | 12.9700 | 12.9126 |
| 10 | 12.9800 | 12.8710 | 12.8956 | 13.1000 | 13.0000 | 13.0114 | 12.9575 |
| 11 | 12.9257 | 12.8360 | 12.8511 | 13.0543 | 12.9657 | 12.9533 | 12.9132 |
| 12 | 13.0529 | 12.9430 | 12.9688 | 13.1829 | 13.0814 | 13.1000 | 13.0342 |
| 13 | 12.9157 | 12.8190 | 12.8822 | 13.0729 | 12.9671 | 12.9729 | 12.9149 |
| 14 | | | | | | | |
| 15 | | | | | | | |
| 16 | 12.9157 | 12.7990 | 12.8578 | 13.0514 | 12.9357 | 12.9286 | 12.8942 |
| 17 | 13.0700 | 12.9730 | 13.0144 | 13.2014 | 13.0771 | 13.1100 | 13.0562 |
| 18 | 13.4543 | 13.3500 | 13.3950 | 13.5929 | 13.5057 | 13.5186 | 13.4461 |
| 19 | 13.4571 | 13.3500 | 13.3978 | 13.5957 | 13.5114 | 13.5043 | 13.4463 |
| 20 | 13.4700 | 13.3530 | 13.4038 | 13.6114 | 13.5129 | 13.5157 | 13.4543 |
| 21 | | | | | | | |
| 22 | | | | | | | |
| 23 | 13.4229 | 13.3020 | 13.3389 | 13.5500 | 13.4600 | 13.4586 | 13.3999 |
| 24 | 13.4043 | 13.2810 | 13.3225 | 13.5314 | 13.4471 | 13.4471 | 13.3823 |
| 25 | 13.4543 | 13.3580 | 13.3878 | 13.5800 | 13.5086 | 13.4771 | 13.4412 |
| 26 | 13.5129 | 13.4400 | 13.4157 | 13.6429 | 13.5657 | 13.5500 | 13.5052 |
| 27 | 13.4629 | 13.3930 | 13.3711 | 13.5586 | 13.5086 | 13.5029 | 13.4518 |
| 28 | | | | | | | |
| 29 | | | | | | | |
| 30 | | | | | | | |
| 31 | 13.4314 | 13.3530 | 13.3178 | 13.5083 | 13.4700 | 13.4557 | 13.4097 |
| Mo Avg | 13.2008 | 13.1012 | 13.1278 | 13.3179 | 13.2389 | 13.2434 | 13.1854 |

Prepared by Iowa Department of Agriculture and Land Stewardship
Agricultural Marketing Bureau, Des Moines, Iowa

IOWA STATE AVERAGE BEAN PRICES FOR NOVEMBER 2011

| | NW - I | NC - II | NE - III | SW - IV | SC - V | SE - VI | State Average |
|-----------|---------|---------|----------|---------|---------|---------|---------------|
| 1 | 11.4000 | 11.3240 | 11.3286 | 11.4114 | 11.3357 | 11.4700 | 11.3706 |
| 2 | 11.4400 | 11.3430 | 11.3388 | 11.4243 | 11.3471 | 11.4086 | 11.3816 |
| 3 | 11.6843 | 11.5940 | 11.5813 | 11.7100 | 11.5900 | 11.6971 | 11.6385 |
| 4 | 11.6329 | 11.5430 | 11.5263 | 11.6471 | 11.5614 | 11.6343 | 11.5861 |
| 5 | | | | | | | |
| 6 | | | | | | | |
| 7 | 11.4414 | 11.3640 | 11.3375 | 11.4971 | 11.3943 | 11.4471 | 11.4075 |
| 8 | 11.4814 | 11.4220 | 11.3729 | 11.5314 | 11.4243 | 11.4943 | 11.4516 |
| 9 | 11.2914 | 11.2240 | 11.2067 | 11.3500 | 11.2314 | 11.3029 | 11.2629 |
| 10 | 11.1429 | 11.0600 | 11.0622 | 11.1871 | 11.0514 | 11.1629 | 11.1060 |
| 11 | | | | | | | |
| 12 | | | | | | | |
| 13 | | | | | | | |
| 14 | 11.2657 | 11.1820 | 11.1775 | 11.3086 | 11.1771 | 11.2814 | 11.2272 |
| 15 | 11.4943 | 11.4160 | 11.4133 | 11.5286 | 11.4100 | 11.5086 | 11.4575 |
| 16 | 11.3729 | 11.2950 | 11.2922 | 11.4086 | 11.2900 | 11.4071 | 11.3389 |
| 17 | 11.2029 | 11.1000 | 11.1000 | 11.2329 | 11.0900 | 11.2229 | 11.1528 |
| 18 | 11.1800 | 11.0990 | 11.1000 | 11.2329 | 11.0900 | 11.2357 | 11.1493 |
| 19 | | | | | | | |
| 20 | | | | | | | |
| 21 | 10.9871 | 10.8990 | 10.9025 | 11.0400 | 10.8971 | 11.0629 | 10.9560 |
| 22 | 11.0414 | 10.9390 | 10.9588 | 11.1086 | 10.9514 | 11.1386 | 11.0106 |
| 23 | 10.7457 | 10.6690 | 10.6563 | 10.8129 | 10.6586 | 10.8571 | 10.7240 |
| 24 | | | | | | | |
| 25 | | | | | | | |
| 26 | | | | | | | |
| 27 | | | | | | | |
| 28 | 10.7343 | 10.6367 | 10.6850 | 10.8186 | 10.6486 | 10.8586 | 10.7153 |
| 29 | 10.7857 | 10.6833 | 10.7678 | 10.8800 | 10.7114 | 10.9100 | 10.7718 |
| 30 | 10.8614 | 10.7590 | 10.8256 | 10.9386 | 10.7886 | 10.9814 | 10.8425 |
| | | | | | | | |
| Mo Avg | 11.2203 | 11.1343 | 11.1386 | 11.2668 | 11.1394 | 11.2674 | 11.1869 |

Prepared by Iowa Department of Agriculture and Land Stewardship
 Agricultural Marketing Bureau, Des Moines, Iowa

IOWA STATE AVERAGE BEAN PRICES FOR OCTOBER 2011

| | NW - I | NC - II | NE - III | SW - IV | SC - V | SE - VI | State Average |
|-----------|---------|---------|----------|---------|---------|---------|------------------|
| 1 | | | | | | | |
| 2 | | | | | | | |
| 3 | 11.0457 | 10.9820 | 10.9088 | 10.8886 | 10.9900 | 11.0683 | 10.9837 |
| 4 | 10.8686 | 10.8040 | 10.7313 | 10.7157 | 10.8086 | 10.8750 | 10.8045 |
| 5 | 10.8929 | 10.8500 | 10.7800 | 10.7629 | 10.8529 | 10.9867 | 10.8541 |
| 6 | 10.8957 | 10.8500 | 10.7811 | 10.7657 | 10.8529 | 10.9833 | 10.8548 |
| 7 | 10.8371 | 10.8010 | 10.7450 | 10.7057 | 10.7929 | 10.9250 | 10.8018 |
| 8 | | | | | | | |
| 9 | | | | | | | |
| 10 | 11.0286 | 10.9930 | 10.9913 | 10.9200 | 10.9971 | 11.1500 | 11.0090 |
| 11 | 11.6143 | 11.5720 | 11.5763 | 11.5143 | 11.5757 | 11.7450 | 11.5941 |
| 12 | 11.6486 | 11.6160 | 11.6338 | 11.5714 | 11.6143 | 11.8217 | 11.6429 |
| 13 | 11.8343 | 11.8140 | 11.8300 | 11.7771 | 11.8157 | 12.0250 | 11.8402 |
| 14 | 11.9743 | 11.9510 | 11.9775 | 11.9243 | 11.9500 | 12.1917 | 11.9838 |
| 15 | | | | | | | |
| 16 | | | | | | | |
| 17 | 11.8257 | 11.7850 | 11.8700 | 11.7886 | 11.8157 | 12.0483 | 11.8390 |
| 18 | 11.8186 | 11.7740 | 11.8833 | 11.7971 | 11.8343 | 12.0683 | 11.8413 |
| 19 | 11.5814 | 11.5220 | 11.6488 | 11.5600 | 11.5800 | 11.8267 | 11.5976 |
| 20 | 11.6071 | 11.5500 | 11.6533 | 11.6043 | 11.5871 | 11.8267 | 11.6189 |
| 21 | 11.4871 | 11.4300 | 11.5050 | 11.5186 | 11.4529 | 11.6617 | 11.4932 |
| 22 | | | | | | | |
| 23 | | | | | | | |
| 24 | 11.6400 | 11.5930 | 11.6388 | 11.6786 | 11.6271 | 11.7950 | 11.6476 |
| 25 | 11.6314 | 11.5880 | 11.6450 | 11.6786 | 11.6214 | 11.7650 | 11.6410 |
| 26 | 11.5029 | 11.4650 | 11.4763 | 11.5557 | 11.4786 | 11.6117 | 11.5053 |
| 27 | 11.7614 | 11.7130 | 11.7163 | 11.7986 | 11.7357 | 11.8600 | 11.7547 |
| 28 | 11.5914 | 11.5320 | 11.5388 | 11.6157 | 11.5586 | 11.6633 | 11.5747 |
| 29 | | | | | | | |
| 30 | | | | | | | |
| 31 | 11.5157 | 11.4520 | 11.4688 | 11.5314 | 11.4786 | 11.5786 | 11.4957 |
| Mo Avg | 11.4573 | 11.4113 | 11.4285 | 11.4130 | 11.4295 | 11.5941 | 11.4466 |

Prepared by Iowa Department of Agriculture and Land Stewardship
 Agricultural Marketing Bureau, Des Moines, Iowa

IOWA STATE AVERAGE BEAN PRICES FOR SEPTEMBER 2011

| | NW - I | NC - II | NE - III | SW - IV | SC - V | SE - VI | State Average |
|---------------|---------|---------|----------|---------|---------|---------|---------------|
| 1 | 13.6429 | 13.6370 | 13.4689 | 13.6600 | 13.6257 | 13.5983 | 13.6139 |
| 2 | 13.7600 | 13.7610 | 13.5813 | 13.7586 | 13.7371 | 13.6800 | 13.7252 |
| 3 | | | | | | | |
| 4 | | | | | | | |
| 5 | | | | | | | |
| 6 | 13.5086 | 13.5140 | 13.3378 | 13.5543 | 13.4957 | 13.4500 | 13.4862 |
| 7 | 13.4957 | 13.4970 | 13.3075 | 13.5086 | 13.4700 | 13.3983 | 13.4594 |
| 8 | 13.4529 | 13.4510 | 13.2811 | 13.4871 | 13.4350 | 13.4067 | 13.4275 |
| 9 | 13.5343 | 13.5260 | 13.3922 | 13.5686 | 13.5171 | 13.5017 | 13.5124 |
| 10 | | | | | | | |
| 11 | | | | | | | |
| 12 | 13.2214 | 13.2210 | 13.0878 | 13.2586 | 13.2071 | 13.1950 | 13.2045 |
| 13 | 13.1800 | 13.1610 | 13.0333 | 13.2186 | 13.1643 | 13.1450 | 13.1547 |
| 14 | 13.0900 | 13.0660 | 12.9375 | 13.1171 | 13.0714 | 13.0467 | 13.0595 |
| 15 | 12.8500 | 12.8370 | 12.7250 | 12.8700 | 12.8329 | 12.8000 | 12.8249 |
| 16 | 12.8129 | 12.7940 | 12.6950 | 12.8429 | 12.8003 | 12.7540 | 12.7876 |
| 17 | | | | | | | |
| 18 | | | | | | | |
| 19 | 12.6214 | 12.5930 | 12.4788 | 12.6700 | 12.6029 | 12.5567 | 12.5913 |
| 20 | 12.6314 | 12.6110 | 12.4988 | 12.6100 | 12.6229 | 12.6083 | 12.6014 |
| 21 | 12.4529 | 12.4380 | 12.3375 | 12.4843 | 12.4500 | 12.4583 | 12.4380 |
| 22 | 12.0814 | 12.0560 | 11.9511 | 12.0457 | 12.0729 | 12.0683 | 12.0493 |
| 23 | 11.8357 | 11.8060 | 11.7133 | 11.7671 | 11.8057 | 11.8033 | 11.7944 |
| 24 | | | | | | | |
| 25 | | | | | | | |
| 26 | 11.8543 | 11.8240 | 11.7238 | 11.7871 | 11.8257 | 11.8400 | 11.8142 |
| 27 | 11.8857 | 11.8510 | 11.7529 | 11.8029 | 11.8543 | 11.8750 | 11.8419 |
| 28 | 11.4814 | 11.4540 | 11.3575 | 11.4143 | 11.4600 | 11.4550 | 11.4423 |
| 29 | 11.5500 | 11.5122 | 11.4275 | 11.4729 | 11.5229 | 11.5567 | 11.5099 |
| 30 | 11.0400 | 10.9970 | 10.9225 | 10.9171 | 11.0029 | 11.0750 | 10.9949 |
| Mo Avg | 12.6659 | 12.6480 | 12.5243 | 12.6579 | 12.6465 | 12.6320 | 12.6349 |

Prepared by Iowa Department of Agriculture and Land Stewardship
 Agricultural Marketing Bureau, Des Moines, Iowa

IOWA DAILY SOYBEAN BASIS FOR APRIL 2011

| | NW - I | NC - II | NE - III | SW - IV | SC - V | SE - VI | Basis Average |
|---------------|---------------|----------------|-----------------|----------------|---------------|----------------|--------------------------|
| 1 | -0.59 | -0.60 | -0.57 | -0.51 | -0.55 | -0.53 | -0.57 |
| 2 | | | | | | | |
| 3 | | | | | | | |
| 4 | -0.59 | -0.60 | -0.58 | -0.51 | -0.55 | -0.53 | -0.57 |
| 5 | -0.59 | -0.60 | -0.57 | -0.51 | -0.55 | -0.53 | -0.57 |
| 6 | -0.59 | -0.59 | -0.55 | -0.51 | -0.55 | -0.51 | -0.56 |
| 7 | -0.58 | -0.59 | -0.56 | -0.50 | -0.54 | -0.47 | -0.55 |
| 8 | -0.58 | -0.59 | -0.55 | -0.51 | -0.55 | -0.47 | -0.56 |
| 9 | | | | | | | |
| 10 | | | | | | | |
| 11 | -0.57 | -0.59 | -0.54 | -0.50 | -0.54 | -0.45 | -0.55 |
| 12 | -0.55 | -0.59 | -0.53 | -0.48 | -0.51 | -0.42 | -0.53 |
| 13 | -0.56 | -0.58 | -0.53 | -0.46 | -0.50 | -0.41 | -0.52 |
| 14 | -0.54 | -0.59 | -0.50 | -0.45 | -0.50 | -0.41 | -0.52 |
| 15 | -0.53 | -0.58 | -0.52 | -0.42 | -0.50 | -0.40 | -0.51 |
| 16 | | | | | | | |
| 17 | | | | | | | |
| 18 | -0.52 | -0.58 | -0.50 | -0.42 | -0.48 | -0.39 | -0.50 |
| 19 | -0.51 | -0.57 | -0.49 | -0.41 | -0.46 | -0.37 | -0.49 |
| 20 | -0.51 | -0.57 | -0.49 | -0.38 | -0.45 | -0.35 | -0.48 |
| 21 | -0.51 | -0.57 | -0.45 | -0.37 | -0.45 | -0.36 | -0.48 |
| 22 | | | | | | | |
| 23 | | | | | | | |
| 24 | | | | | | | |
| 25 | -0.51 | -0.56 | -0.45 | -0.36 | -0.43 | -0.36 | -0.47 |
| 26 | -0.50 | -0.54 | -0.46 | -0.34 | -0.43 | -0.35 | -0.46 |
| 27 | -0.49 | -0.54 | -0.48 | -0.33 | -0.44 | -0.35 | -0.46 |
| 28 | -0.50 | -0.54 | -0.50 | -0.36 | -0.41 | -0.35 | -0.47 |
| 29 | -0.49 | -0.55 | -0.50 | -0.35 | -0.43 | -0.38 | -0.47 |
| 30 | | | | | | | |
| Mo Avg | -0.54 | -0.58 | -0.52 | -0.43 | -0.49 | -0.42 | -0.51 |

Basis determined by using (MAY) contract.

Prepared by Iowa Department of Agriculture and Land Stewardship

Agricultural Marketing Bureau, Des Moines, Iowa

IOWA DAILY SOYBEAN BASIS FOR AUGUST 2011

| | Basis | | | | | | |
|---------------|---------------|----------------|-----------------|----------------|---------------|----------------|----------------|
| | NW - I | NC - II | NE - III | SW - IV | SC - V | SE - VI | Average |
| 1 | -0.34 | -0.36 | -0.39 | -0.24 | -0.30 | -0.24 | -0.32 |
| 2 | -0.34 | -0.36 | -0.40 | -0.25 | -0.28 | -0.25 | -0.33 |
| 3 | -0.33 | -0.37 | -0.41 | -0.25 | -0.29 | -0.26 | -0.33 |
| 4 | -0.36 | -0.37 | -0.41 | -0.27 | -0.28 | -0.26 | -0.33 |
| 5 | -0.37 | -0.39 | -0.42 | -0.27 | -0.31 | -0.25 | -0.35 |
| 6 | | | | | | | |
| 7 | | | | | | | |
| 8 | -0.39 | -0.41 | -0.43 | -0.29 | -0.31 | -0.29 | -0.37 |
| 9 | -0.39 | -0.40 | -0.44 | -0.31 | -0.31 | -0.28 | -0.37 |
| 10 | -0.40 | -0.42 | -0.49 | -0.32 | -0.37 | -0.33 | -0.40 |
| 11 | -0.38 | -0.42 | -0.47 | -0.31 | -0.35 | -0.34 | -0.39 |
| 12 | -0.39 | -0.43 | -0.51 | -0.32 | -0.37 | -0.35 | -0.40 |
| 13 | | | | | | | |
| 14 | | | | | | | |
| 15 | -0.39 | -0.44 | -0.49 | -0.32 | -0.35 | -0.37 | -0.40 |
| 16 | -0.38 | -0.42 | -0.45 | -0.29 | -0.34 | -0.34 | -0.38 |
| 17 | -0.37 | -0.41 | -0.45 | -0.28 | -0.33 | -0.32 | -0.37 |
| 18 | -0.39 | -0.43 | -0.46 | -0.32 | -0.34 | -0.32 | -0.39 |
| 19 | -0.40 | -0.44 | -0.49 | -0.32 | -0.34 | -0.33 | -0.40 |
| 20 | | | | | | | |
| 21 | | | | | | | |
| 22 | -0.42 | -0.45 | -0.45 | -0.36 | -0.36 | -0.34 | -0.41 |
| 23 | -0.44 | -0.45 | -0.47 | -0.38 | -0.37 | -0.34 | -0.42 |
| 24 | -0.46 | -0.46 | -0.48 | -0.41 | -0.37 | -0.36 | -0.44 |
| 25 | -0.47 | -0.46 | -0.48 | -0.43 | -0.37 | -0.35 | -0.44 |
| 26 | -0.48 | -0.45 | -0.48 | -0.49 | -0.36 | -0.35 | -0.44 |
| 27 | | | | | | | |
| 28 | | | | | | | |
| 29 | -0.47 | -0.46 | -0.49 | -0.53 | -0.42 | -0.43 | -0.47 |
| 30 | -0.51 | -0.50 | -0.55 | -0.54 | -0.52 | -0.48 | -0.52 |
| 31 | -0.56 | -0.55 | -0.72 | -0.55 | -0.55 | -0.57 | -0.58 |
| Mo Avg | -0.41 | -0.43 | -0.47 | -0.35 | -0.36 | -0.34 | -0.40 |

Basis determined by using (Sept) contract.

Prepared by Iowa Department of Agriculture and Land Stewardship

Agricultural Marketing Bureau, Des Moines, Iowa

IOWA DAILY SOYBEAN BASIS FOR DECEMBER 2011

| | Basis | | | | | | |
|-----------|---------------|----------------|-----------------|----------------|---------------|----------------|----------------|
| | NW - I | NC - II | NE - III | SW - IV | SC - V | SE - VI | Average |
| 1 | -0.44 | -0.55 | -0.53 | -0.39 | -0.52 | -0.38 | -0.48 |
| 2 | -0.44 | -0.55 | -0.55 | -0.36 | -0.52 | -0.34 | -0.47 |
| 3 | | | | | | | |
| 4 | | | | | | | |
| 5 | -0.44 | -0.55 | -0.57 | -0.36 | -0.50 | -0.35 | -0.48 |
| 6 | -0.45 | -0.55 | -0.57 | -0.37 | -0.52 | -0.36 | -0.48 |
| 7 | -0.44 | -0.55 | -0.57 | -0.36 | -0.52 | -0.37 | -0.48 |
| 8 | -0.44 | -0.55 | -0.57 | -0.37 | -0.52 | -0.36 | -0.48 |
| 9 | -0.44 | -0.56 | -0.56 | -0.37 | -0.55 | -0.40 | -0.49 |
| 10 | | | | | | | |
| 11 | | | | | | | |
| 12 | -0.44 | -0.55 | -0.56 | -0.38 | -0.55 | -0.41 | -0.49 |
| 13 | -0.45 | -0.55 | -0.55 | -0.38 | -0.55 | -0.43 | -0.49 |
| 14 | -0.45 | -0.56 | -0.55 | -0.38 | -0.55 | -0.42 | -0.49 |
| 15 | -0.44 | -0.55 | -0.55 | -0.38 | -0.55 | -0.43 | -0.49 |
| 16 | -0.44 | -0.55 | -0.55 | -0.38 | -0.53 | -0.45 | -0.49 |
| 17 | | | | | | | |
| 18 | | | | | | | |
| 19 | -0.44 | -0.55 | -0.55 | -0.38 | -0.54 | -0.43 | -0.49 |
| 20 | -0.45 | -0.55 | -0.55 | -0.37 | -0.53 | -0.44 | -0.49 |
| 21 | -0.45 | -0.55 | -0.54 | -0.39 | -0.53 | -0.43 | -0.49 |
| 22 | -0.46 | -0.55 | -0.55 | -0.44 | -0.54 | -0.43 | -0.50 |
| 23 | -0.46 | -0.55 | -0.55 | -0.45 | -0.54 | -0.44 | -0.50 |
| 24 | | | | | | | |
| 25 | | | | | | | |
| 26 | | | | | | | |
| 27 | -0.46 | -0.55 | -0.57 | -0.48 | -0.55 | -0.44 | -0.51 |
| 28 | -0.48 | -0.55 | -0.55 | -0.48 | -0.55 | -0.44 | -0.51 |
| 29 | -0.48 | -0.55 | -0.55 | -0.48 | -0.54 | -0.42 | -0.51 |
| 30 | -0.48 | -0.55 | -0.54 | -0.48 | -0.54 | -0.42 | -0.51 |
| 31 | | | | | | | |
| Mo Avg | -0.45 | -0.55 | -0.55 | -0.40 | -0.54 | -0.41 | -0.49 |

Basis determined by using (JAN) contract.

Prepared by Iowa Department of Agriculture and Land Stewardship

Agricultural Marketing Bureau, Des Moines, Iowa

IOWA DAILY SOYBEAN BASIS FOR FEBRUARY 2011

| | Basis | | | | | | |
|---------------|---------------|----------------|-----------------|----------------|---------------|----------------|----------------|
| | NW - I | NC - II | NE - III | SW - IV | SC - V | SE - VI | Average |
| 1 | -0.67 | -0.68 | -0.67 | -0.67 | -0.65 | -0.50 | -0.65 |
| 2 | -0.66 | -0.68 | -0.65 | -0.65 | -0.65 | -0.52 | -0.65 |
| 3 | -0.68 | -0.66 | -0.62 | -0.64 | -0.65 | -0.52 | -0.64 |
| 4 | -0.67 | -0.63 | -0.60 | -0.63 | -0.60 | -0.52 | -0.62 |
| 5 | | | | | | | |
| 6 | | | | | | | |
| 7 | -0.64 | -0.62 | -0.60 | -0.59 | -0.58 | -0.51 | -0.60 |
| 8 | -0.62 | -0.62 | -0.60 | -0.59 | -0.58 | -0.49 | -0.60 |
| 9 | -0.62 | -0.62 | -0.61 | -0.58 | -0.58 | -0.49 | -0.59 |
| 10 | -0.61 | -0.61 | -0.65 | -0.58 | -0.58 | -0.48 | -0.59 |
| 11 | -0.61 | -0.62 | -0.65 | -0.57 | -0.58 | -0.53 | -0.60 |
| 12 | | | | | | | |
| 13 | | | | | | | |
| 14 | -0.61 | -0.61 | -0.66 | -0.57 | -0.58 | -0.53 | -0.60 |
| 15 | -0.60 | -0.60 | -0.65 | -0.56 | -0.58 | -0.55 | -0.59 |
| 16 | -0.60 | -0.60 | -0.64 | -0.56 | -0.58 | -0.53 | -0.59 |
| 17 | -0.60 | -0.60 | -0.65 | -0.55 | -0.57 | -0.54 | -0.59 |
| 18 | -0.60 | -0.60 | -0.66 | -0.56 | -0.52 | -0.53 | -0.59 |
| 19 | | | | | | | |
| 20 | | | | | | | |
| 21 | | | | | | | |
| 22 | -0.62 | -0.60 | -0.63 | -0.55 | -0.65 | -0.55 | -0.60 |
| 23 | -0.60 | -0.60 | -0.64 | -0.56 | -0.56 | -0.52 | -0.59 |
| 24 | -0.59 | -0.60 | -0.65 | -0.56 | -0.57 | -0.54 | -0.59 |
| 25 | -0.59 | -0.60 | -0.65 | -0.56 | -0.58 | -0.53 | -0.59 |
| 26 | | | | | | | |
| 27 | | | | | | | |
| 28 | -0.60 | -0.60 | -0.61 | -0.57 | -0.58 | -0.53 | -0.58 |
| Mo Avg | -0.62 | -0.62 | -0.64 | -0.58 | -0.59 | -0.52 | -0.60 |

Basis determined by using (MAR) contract.

Prepared by Iowa Department of Agriculture and Land Stewardship

Agricultural Marketing Bureau, Des Moines, Iowa

IOWA DAILY SOYBEAN BASIS FOR JANUARY 2011

| | NW - I | NC - II | NE - III | SW - IV | SC - V | SE - VI | Basis Average |
|-----------|--------|---------|----------|---------|--------|---------|------------------|
| 1 | | | | | | | |
| 2 | | | | | | | |
| 3 | -0.64 | -0.63 | -0.65 | -0.66 | -0.59 | -0.56 | -0.63 |
| 4 | -0.64 | -0.62 | -0.66 | -0.67 | -0.60 | -0.59 | -0.63 |
| 5 | -0.64 | -0.64 | -0.67 | -0.66 | -0.63 | -0.55 | -0.64 |
| 6 | -0.64 | -0.66 | -0.69 | -0.67 | -0.63 | -0.55 | -0.65 |
| 7 | -0.64 | -0.66 | -0.71 | -0.67 | -0.63 | -0.56 | -0.65 |
| 8 | | | | | | | |
| 9 | | | | | | | |
| 10 | -0.64 | -0.65 | -0.69 | -0.67 | -0.64 | -0.57 | -0.65 |
| 11 | -0.64 | -0.68 | -0.69 | -0.67 | -0.64 | -0.57 | -0.65 |
| 12 | -0.67 | -0.69 | -0.74 | -0.69 | -0.69 | -0.57 | -0.68 |
| 13 | -0.67 | -0.69 | -0.74 | -0.71 | -0.70 | -0.59 | -0.68 |
| 14 | -0.68 | -0.71 | -0.77 | -0.74 | -0.69 | -0.61 | -0.70 |
| 15 | | | | | | | |
| 16 | | | | | | | |
| 17 | | | | | | | |
| 18 | -0.70 | -0.73 | -0.77 | -0.76 | -0.73 | -0.61 | -0.72 |
| 19 | -0.70 | -0.75 | -0.77 | -0.76 | -0.73 | -0.60 | -0.72 |
| 20 | -0.71 | -0.74 | -0.78 | -0.77 | -0.74 | -0.60 | -0.73 |
| 21 | -0.71 | -0.74 | -0.77 | -0.76 | -0.74 | -0.59 | -0.72 |
| 22 | | | | | | | |
| 23 | | | | | | | |
| 24 | -0.71 | -0.74 | -0.74 | -0.75 | -0.73 | -0.59 | -0.72 |
| 25 | -0.70 | -0.71 | -0.74 | -0.75 | -0.67 | -0.57 | -0.70 |
| 26 | -0.73 | -0.71 | -0.70 | -0.74 | -0.69 | -0.57 | -0.70 |
| 27 | -0.70 | -0.70 | -0.69 | -0.71 | -0.69 | -0.56 | -0.68 |
| 28 | -0.68 | -0.70 | -0.70 | -0.69 | -0.66 | -0.55 | -0.68 |
| 29 | | | | | | | |
| 30 | | | | | | | |
| 31 | -0.68 | -0.69 | -0.69 | -0.68 | -0.66 | -0.54 | -0.67 |
| Mo Avg | -0.68 | -0.69 | -0.72 | -0.71 | -0.67 | -0.57 | -0.68 |

Basis determined by using (MAR) contract.

Prepared by Iowa Department of Agriculture and Land Stewardship

Agricultural Marketing Bureau, Des Moines, Iowa

IOWA DAILY SOYBEAN BASIS FOR JULY 2011

| | NW - I | NC - II | NE - III | SW - IV | SC - V | SE - VI | Basis Average |
|-----------|---------------|----------------|-----------------|----------------|---------------|----------------|--------------------------|
| 1 | -0.36 | -0.37 | -0.44 | -0.31 | -0.25 | -0.26 | -0.34 |
| 2 | | | | | | | |
| 3 | | | | | | | |
| 4 | | | | | | | |
| 5 | -0.36 | -0.37 | -0.41 | -0.30 | -0.28 | -0.25 | -0.44 |
| 6 | -0.36 | -0.37 | -0.44 | -0.29 | -0.28 | -0.24 | -0.34 |
| 7 | -0.35 | -0.36 | -0.39 | -0.26 | -0.28 | -0.23 | -0.33 |
| 8 | -0.35 | -0.36 | -0.37 | -0.25 | -0.28 | -0.23 | -0.32 |
| 9 | | | | | | | |
| 10 | | | | | | | |
| 11 | -0.35 | -0.35 | -0.39 | -0.28 | -0.27 | -0.24 | -0.32 |
| 12 | -0.35 | -0.34 | -0.35 | -0.29 | -0.27 | -0.22 | -0.31 |
| 13 | -0.35 | -0.34 | -0.33 | -0.31 | -0.28 | -0.19 | -0.31 |
| 14 | -0.35 | -0.34 | -0.35 | -0.32 | -0.28 | -0.21 | -0.32 |
| 15 | -0.35 | -0.35 | -0.34 | -0.31 | -0.28 | -0.21 | -0.32 |
| 16 | | | | | | | |
| 17 | | | | | | | |
| 18 | -0.36 | -0.34 | -0.36 | -0.32 | -0.28 | -0.22 | -0.32 |
| 19 | -0.35 | -0.35 | -0.37 | -0.31 | -0.29 | -0.23 | -0.33 |
| 20 | -0.36 | -0.36 | -0.38 | -0.32 | -0.29 | -0.23 | -0.33 |
| 21 | -0.36 | -0.36 | -0.38 | -0.32 | -0.33 | -0.27 | -0.34 |
| 22 | -0.36 | -0.37 | -0.38 | -0.32 | -0.32 | -0.27 | -0.34 |
| 23 | | | | | | | |
| 24 | | | | | | | |
| 25 | -0.36 | -0.37 | -0.36 | -0.28 | -0.33 | -0.28 | -0.34 |
| 26 | -0.35 | -0.37 | -0.35 | -0.31 | -0.33 | -0.25 | -0.34 |
| 27 | -0.36 | -0.40 | -0.38 | -0.30 | -0.34 | -0.23 | -0.35 |
| 28 | -0.37 | -0.41 | -0.42 | -0.31 | -0.34 | -0.25 | -0.36 |
| 29 | -0.40 | -0.42 | -0.43 | -0.31 | -0.36 | -0.28 | -0.38 |
| 30 | | | | | | | |
| 31 | | | | | | | |
| Mo Avg | -0.36 | -0.36 | -0.38 | -0.30 | -0.30 | -0.24 | -0.34 |

Basis determined by using (Aug) contract.

Prepared by Iowa Department of Agriculture and Land Stewardship
Agricultural Marketing Bureau, Des Moines, Iowa

IOWA DAILY SOYBEAN BASIS FOR JUNE 2011

| | Basis | | | | | | |
|---------------|---------------|----------------|-----------------|----------------|---------------|----------------|----------------|
| | NW - I | NC - II | NE - III | SW - IV | SC - V | SE - VI | Average |
| 1 | -0.33 | -0.41 | -0.44 | -0.27 | -0.29 | -0.33 | -0.36 |
| 2 | -0.35 | -0.41 | -0.45 | -0.35 | -0.32 | -0.32 | -0.38 |
| 3 | -0.37 | -0.41 | -0.45 | -0.33 | -0.31 | -0.33 | -0.38 |
| 4 | | | | | | | |
| 5 | | | | | | | |
| 6 | -0.38 | -0.43 | -0.46 | -0.35 | -0.33 | -0.32 | -0.39 |
| 7 | -0.39 | -0.43 | -0.46 | -0.39 | -0.34 | -0.31 | -0.40 |
| 8 | -0.41 | -0.43 | -0.47 | -0.43 | -0.35 | -0.31 | -0.41 |
| 9 | -0.41 | -0.44 | -0.46 | -0.45 | -0.35 | -0.30 | -0.41 |
| 10 | -0.42 | -0.44 | -0.47 | -0.45 | -0.35 | -0.30 | -0.42 |
| 11 | | | | | | | |
| 12 | | | | | | | |
| 13 | -0.42 | -0.44 | -0.46 | -0.45 | -0.37 | -0.30 | -0.41 |
| 14 | -0.42 | -0.43 | -0.48 | -0.45 | -0.37 | -0.30 | -0.42 |
| 15 | -0.38 | -0.40 | -0.45 | -0.38 | -0.34 | -0.27 | -0.38 |
| 16 | -0.41 | -0.43 | -0.49 | -0.41 | -0.42 | -0.32 | -0.42 |
| 17 | -0.41 | -0.42 | -0.48 | -0.36 | -0.36 | -0.31 | -0.40 |
| 18 | | | | | | | |
| 19 | | | | | | | |
| 20 | -0.41 | -0.42 | -0.49 | -0.33 | -0.35 | -0.31 | -0.39 |
| 21 | -0.41 | -0.42 | -0.49 | -0.29 | -0.34 | -0.31 | -0.39 |
| 22 | -0.41 | -0.42 | -0.49 | -0.28 | -0.35 | -0.31 | -0.39 |
| 23 | -0.40 | -0.41 | -0.48 | -0.27 | -0.34 | -0.31 | -0.38 |
| 24 | -0.41 | -0.43 | -0.49 | -0.27 | -0.34 | -0.31 | -0.39 |
| 25 | | | | | | | |
| 26 | | | | | | | |
| 27 | -0.40 | -0.43 | -0.49 | -0.27 | -0.34 | -0.31 | -0.39 |
| 28 | -0.41 | -0.44 | -0.48 | -0.29 | -0.34 | -0.32 | -0.39 |
| 29 | -0.42 | -0.44 | -0.48 | -0.35 | -0.36 | -0.31 | -0.41 |
| 30 | -0.42 | -0.44 | -0.47 | -0.38 | -0.33 | -0.33 | -0.41 |
| Mo Avg | -0.40 | -0.43 | -0.47 | -0.35 | -0.34 | -0.31 | -0.39 |

Basis determined by using (JULY) contract.

Prepared by Iowa Department of Agriculture and Land Stewardship

Agricultural Marketing Bureau, Des Moines, Iowa

IOWA DAILY SOYBEAN BASIS FOR MARCH 2011

| | Basis | | | | | | |
|---------------|---------------|----------------|-----------------|----------------|---------------|----------------|----------------|
| | NW - I | NC - II | NE - III | SW - IV | SC - V | SE - VI | Average |
| 1 | -0.67 | -0.65 | -0.69 | -0.64 | -0.64 | -0.56 | -0.65 |
| 2 | -0.66 | -0.66 | -0.69 | -0.61 | -0.64 | -0.55 | -0.64 |
| 3 | -0.65 | -0.65 | -0.70 | -0.60 | -0.64 | -0.56 | -0.64 |
| 4 | -0.65 | -0.66 | -0.70 | -0.60 | -0.64 | -0.59 | -0.65 |
| 5 | | | | | | | |
| 6 | | | | | | | |
| 7 | -0.65 | -0.66 | -0.71 | -0.60 | -0.64 | -0.60 | -0.65 |
| 8 | -0.64 | -0.66 | -0.69 | -0.59 | -0.63 | -0.60 | -0.64 |
| 9 | -0.64 | -0.66 | -0.69 | -0.58 | -0.63 | -0.59 | -0.64 |
| 10 | -0.64 | -0.65 | -0.71 | -0.57 | -0.63 | -0.62 | -0.64 |
| 11 | -0.64 | -0.66 | -0.70 | -0.56 | -0.63 | -0.61 | -0.64 |
| 12 | | | | | | | |
| 13 | | | | | | | |
| 14 | -0.63 | -0.65 | -0.68 | -0.56 | -0.62 | -0.59 | -0.63 |
| 15 | -0.62 | -0.65 | -0.66 | -0.56 | -0.64 | -0.62 | -0.63 |
| 16 | -0.62 | -0.64 | -0.64 | -0.56 | -0.62 | -0.57 | -0.61 |
| 17 | -0.62 | -0.64 | -0.66 | -0.55 | -0.62 | -0.57 | -0.62 |
| 18 | -0.62 | -0.64 | -0.66 | -0.56 | -0.61 | -0.57 | -0.62 |
| 19 | | | | | | | |
| 20 | | | | | | | |
| 21 | -0.62 | -0.64 | -0.66 | -0.56 | -0.61 | -0.54 | -0.61 |
| 22 | -0.63 | -0.63 | -0.66 | -0.55 | -0.61 | -0.51 | -0.61 |
| 23 | -0.62 | -0.64 | -0.65 | -0.54 | -0.62 | -0.50 | -0.61 |
| 24 | -0.62 | -0.64 | -0.61 | -0.54 | -0.62 | -0.50 | -0.60 |
| 25 | -0.62 | -0.64 | -0.63 | -0.53 | -0.62 | -0.50 | -0.60 |
| 26 | | | | | | | |
| 27 | | | | | | | |
| 28 | -0.62 | -0.64 | -0.68 | -0.53 | -0.61 | -0.52 | -0.61 |
| 29 | -0.62 | -0.63 | -0.62 | -0.53 | -0.57 | -0.52 | -0.60 |
| 30 | -0.61 | -0.66 | -0.60 | -0.51 | -0.56 | -0.51 | -0.59 |
| 31 | -0.61 | -0.61 | -0.63 | -0.51 | -0.55 | -0.51 | -0.58 |
| Mo Avg | -0.63 | -0.65 | -0.67 | -0.56 | -0.62 | -0.56 | -0.62 |

Basis determined by using (MAY) contract.

Prepared by Iowa Department of Agriculture and Land Stewardship
Agricultural Marketing Bureau, Des Moines, Iowa

IOWA DAILY SOYBEAN BASIS FOR MAY 2011

| | NW - I | NC - II | NE - III | SW - IV | SC - V | SE - VI | Basis Average |
|-----------|--------|---------|----------|---------|--------|---------|------------------|
| 1 | | | | | | | |
| 2 | -0.50 | -0.56 | -0.51 | -0.37 | -0.43 | -0.39 | -0.48 |
| 3 | -0.44 | -0.54 | -0.52 | -0.37 | -0.42 | -0.38 | -0.46 |
| 4 | -0.43 | -0.54 | -0.51 | -0.36 | -0.39 | -0.39 | -0.45 |
| 5 | -0.43 | -0.52 | -0.50 | -0.34 | -0.39 | -0.38 | -0.45 |
| 6 | -0.42 | -0.52 | -0.51 | -0.33 | -0.41 | -0.38 | -0.45 |
| 7 | | | | | | | |
| 8 | | | | | | | |
| 9 | -0.41 | -0.52 | -0.50 | -0.31 | -0.38 | -0.38 | -0.44 |
| 10 | -0.40 | -0.51 | -0.48 | -0.28 | -0.38 | -0.37 | -0.42 |
| 11 | -0.39 | -0.48 | -0.47 | -0.26 | -0.35 | -0.36 | -0.40 |
| 12 | -0.37 | -0.48 | -0.46 | -0.24 | -0.35 | -0.33 | -0.39 |
| 13 | -0.38 | -0.48 | -0.41 | -0.22 | -0.33 | -0.32 | -0.38 |
| 14 | | | | | | | |
| 15 | | | | | | | |
| 16 | -0.35 | -0.47 | -0.41 | -0.21 | -0.33 | -0.34 | -0.37 |
| 17 | -0.34 | -0.44 | -0.40 | -0.21 | -0.33 | -0.30 | -0.35 |
| 18 | -0.34 | -0.45 | -0.40 | -0.20 | -0.29 | -0.28 | -0.35 |
| 19 | -0.34 | -0.45 | -0.40 | -0.20 | -0.28 | -0.29 | -0.35 |
| 20 | -0.33 | -0.45 | -0.40 | -0.19 | -0.29 | -0.29 | -0.35 |
| 21 | | | | | | | |
| 22 | | | | | | | |
| 23 | -0.31 | -0.44 | -0.40 | -0.19 | -0.28 | -0.28 | -0.34 |
| 24 | -0.32 | -0.44 | -0.40 | -0.19 | -0.28 | -0.28 | -0.34 |
| 25 | -0.32 | -0.41 | -0.38 | -0.19 | -0.26 | -0.29 | -0.33 |
| 26 | -0.33 | -0.41 | -0.43 | -0.20 | -0.28 | -0.30 | -0.34 |
| 27 | -0.33 | -0.40 | -0.43 | -0.24 | -0.29 | -0.29 | -0.35 |
| 28 | | | | | | | |
| 29 | | | | | | | |
| 30 | | | | | | | |
| 31 | -0.33 | -0.41 | -0.44 | -0.25 | -0.29 | -0.30 | -0.35 |
| Mo Avg | -0.37 | -0.47 | -0.45 | -0.26 | -0.33 | -0.33 | -0.39 |

Basis determined by using (JULY) contract.

Prepared by Iowa Department of Agriculture and Land Stewardship

Agricultural Marketing Bureau, Des Moines, Iowa

IOWA DAILY SOYBEAN BASIS FOR NOVEMBER 2011

| | Basis | | | | | | |
|---------------|---------------|----------------|-----------------|----------------|---------------|----------------|----------------|
| | NW - I | NC - II | NE - III | SW - IV | SC - V | SE - VI | Average |
| 1 | -0.63 | -0.70 | -0.70 | -0.61 | -0.69 | -0.56 | -0.65 |
| 2 | -0.59 | -0.68 | -0.69 | -0.60 | -0.68 | -0.62 | -0.65 |
| 3 | -0.59 | -0.68 | -0.69 | -0.56 | -0.68 | -0.58 | -0.63 |
| 4 | -0.47 | -0.56 | -0.57 | -0.45 | -0.54 | -0.47 | -0.62 |
| 5 | | | | | | | |
| 6 | | | | | | | |
| 7 | -0.58 | -0.65 | -0.68 | -0.52 | -0.62 | -0.57 | -0.61 |
| 8 | -0.57 | -0.63 | -0.68 | -0.52 | -0.63 | -0.56 | -0.60 |
| 9 | -0.56 | -0.63 | -0.65 | -0.51 | -0.62 | -0.55 | -0.59 |
| 10 | -0.53 | -0.62 | -0.61 | -0.49 | -0.62 | -0.51 | -0.57 |
| 11 | | | | | | | |
| 12 | | | | | | | |
| 13 | | | | | | | |
| 14 | -0.52 | -0.60 | -0.61 | -0.47 | -0.61 | -0.50 | -0.56 |
| 15 | -0.51 | -0.59 | -0.59 | -0.47 | -0.59 | -0.49 | -0.55 |
| 16 | -0.50 | -0.58 | -0.59 | -0.47 | -0.59 | -0.47 | -0.54 |
| 17 | -0.48 | -0.58 | -0.58 | -0.45 | -0.59 | -0.46 | -0.53 |
| 18 | -0.50 | -0.58 | -0.58 | -0.45 | -0.59 | -0.45 | -0.53 |
| 19 | | | | | | | |
| 20 | | | | | | | |
| 21 | -0.49 | -0.58 | -0.58 | -0.44 | -0.58 | -0.42 | -0.52 |
| 22 | -0.49 | -0.59 | -0.57 | -0.42 | -0.58 | -0.39 | -0.52 |
| 23 | -0.48 | -0.56 | -0.57 | -0.41 | -0.57 | -0.37 | -0.50 |
| 24 | | | | | | | |
| 25 | | | | | | | |
| 26 | | | | | | | |
| 27 | | | | | | | |
| 28 | -0.48 | -0.57 | -0.53 | -0.39 | -0.56 | -0.35 | -0.49 |
| 29 | -0.46 | -0.57 | -0.48 | -0.37 | -0.54 | -0.34 | -0.48 |
| 30 | -0.45 | -0.55 | -0.49 | -0.37 | -0.52 | -0.33 | -0.47 |
| Mo Avg | -0.52 | -0.61 | -0.60 | -0.47 | -0.60 | -0.47 | -0.56 |

Basis determined by using (JAN) contract.

Prepared by Iowa Department of Agriculture and Land Stewardship

Agricultural Marketing Bureau, Des Moines, Iowa

IOWA DAILY SOYBEAN BASIS FOR OCTOBER 2011

| | NW - I | NC - II | NE - III | SW - IV | SC - V | SE - VI | Basis Average |
|-----------|--------|---------|----------|---------|--------|---------|------------------|
| 1 | | | | | | | |
| 2 | | | | | | | |
| 3 | -0.73 | -0.79 | -0.87 | -0.89 | -0.79 | -0.71 | -0.79 |
| 4 | -0.73 | -0.80 | -0.87 | -0.88 | -0.79 | -0.73 | -0.80 |
| 5 | -0.74 | -0.79 | -0.86 | -0.87 | -0.78 | -0.65 | -0.78 |
| 6 | -0.74 | -0.79 | -0.86 | -0.87 | -0.78 | -0.65 | -0.78 |
| 7 | -0.75 | -0.78 | -0.84 | -0.88 | -0.79 | -0.66 | -0.78 |
| 8 | | | | | | | |
| 9 | | | | | | | |
| 10 | -0.75 | -0.78 | -0.78 | -0.86 | -0.78 | -0.63 | -0.77 |
| 11 | -0.74 | -0.78 | -0.78 | -0.84 | -0.78 | -0.61 | -0.76 |
| 12 | -0.75 | -0.78 | -0.76 | -0.82 | -0.78 | -0.57 | -0.75 |
| 13 | -0.74 | -0.76 | -0.74 | -0.79 | -0.75 | -0.55 | -0.73 |
| 14 | -0.73 | -0.75 | -0.72 | -0.78 | -0.75 | -0.51 | -0.72 |
| 15 | | | | | | | |
| 16 | | | | | | | |
| 17 | -0.70 | -0.74 | -0.66 | -0.74 | -0.71 | -0.48 | -0.69 |
| 18 | -0.69 | -0.73 | -0.62 | -0.71 | -0.67 | -0.44 | -0.67 |
| 19 | -0.67 | -0.73 | -0.60 | -0.69 | -0.67 | -0.42 | -0.65 |
| 20 | -0.64 | -0.70 | -0.60 | -0.65 | -0.66 | -0.42 | -0.63 |
| 21 | -0.64 | -0.69 | -0.62 | -0.60 | -0.67 | -0.46 | -0.63 |
| 22 | | | | | | | |
| 23 | | | | | | | |
| 24 | -0.63 | -0.67 | -0.63 | -0.59 | -0.64 | -0.47 | -0.62 |
| 25 | -0.62 | -0.67 | -0.61 | -0.58 | -0.63 | -0.49 | -0.61 |
| 26 | -0.60 | -0.64 | -0.63 | -0.55 | -0.63 | -0.49 | -0.60 |
| 27 | -0.59 | -0.64 | -0.63 | -0.55 | -0.61 | -0.49 | -0.60 |
| 28 | -0.58 | -0.64 | -0.63 | -0.55 | -0.61 | -0.51 | -0.60 |
| 29 | | | | | | | |
| 30 | | | | | | | |
| 31 | -0.56 | -0.62 | -0.61 | -0.54 | -0.60 | -0.50 | -0.58 |
| Mo Avg | -0.68 | -0.73 | -0.71 | -0.73 | -0.71 | -0.54 | -0.69 |

Basis determined by using (Nov) contract.

Prepared by Iowa Department of Agriculture and Land Stewardship

Agricultural Marketing Bureau, Des Moines, Iowa

IOWA DAILY SOYBEAN BASIS FOR SEPTEMBER 2011

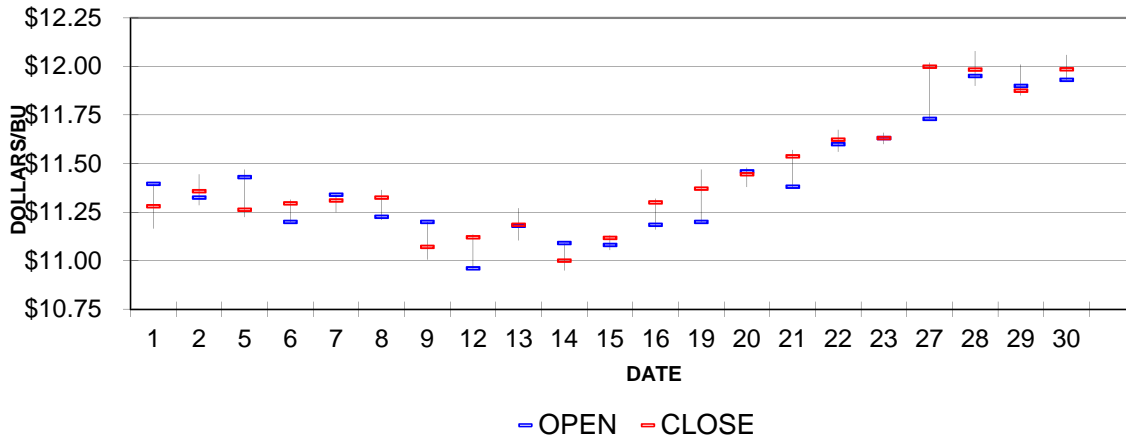
| | Basis | | | | | | |
|---------------|---------------|----------------|-----------------|----------------|---------------|----------------|----------------|
| | NW - I | NC - II | NE - III | SW - IV | SC - V | SE - VI | Average |
| 1 | -0.70 | -0.71 | -0.88 | -0.69 | -0.72 | -0.75 | -0.73 |
| 2 | -0.69 | -0.69 | -0.87 | -0.69 | -0.71 | -0.77 | -0.72 |
| 3 | | | | | | | |
| 4 | | | | | | | |
| 5 | | | | | | | |
| 6 | -0.72 | -0.71 | -0.89 | -0.67 | -0.73 | -0.77 | -0.74 |
| 7 | -0.71 | -0.71 | -0.90 | -0.70 | -0.74 | -0.81 | -0.75 |
| 8 | -0.73 | -0.73 | -0.90 | -0.70 | -0.75 | -0.78 | -0.76 |
| 9 | -0.73 | -0.74 | -0.88 | -0.70 | -0.75 | -0.77 | -0.76 |
| 10 | | | | | | | |
| 11 | | | | | | | |
| 12 | -0.74 | -0.74 | -0.87 | -0.70 | -0.75 | -0.77 | -0.76 |
| 13 | -0.74 | -0.76 | -0.88 | -0.70 | -0.75 | -0.77 | -0.76 |
| 14 | -0.74 | -0.76 | -0.89 | -0.71 | -0.76 | -0.78 | -0.77 |
| 15 | -0.74 | -0.75 | -0.86 | -0.72 | -0.75 | -0.79 | -0.76 |
| 16 | -0.74 | -0.76 | -0.86 | -0.71 | -0.75 | -0.80 | -0.77 |
| 17 | | | | | | | |
| 18 | | | | | | | |
| 19 | -0.74 | -0.77 | -0.88 | -0.69 | -0.76 | -0.80 | -0.77 |
| 20 | -0.75 | -0.77 | -0.88 | -0.77 | -0.76 | -0.77 | -0.78 |
| 21 | -0.75 | -0.77 | -0.87 | -0.72 | -0.75 | -0.75 | -0.77 |
| 22 | -0.75 | -0.77 | -0.88 | -0.78 | -0.76 | -0.76 | -0.78 |
| 23 | -0.74 | -0.77 | -0.87 | -0.81 | -0.77 | -0.78 | -0.79 |
| 24 | | | | | | | |
| 25 | | | | | | | |
| 26 | -0.71 | -0.74 | -0.84 | -0.77 | -0.73 | -0.72 | -0.78 |
| 27 | -0.74 | -0.78 | -0.88 | -0.83 | -0.78 | -0.76 | -0.79 |
| 28 | -0.75 | -0.78 | -0.88 | -0.82 | -0.78 | -0.78 | -0.79 |
| 29 | -0.75 | -0.79 | -0.87 | -0.83 | -0.78 | -0.74 | -0.79 |
| 30 | -0.75 | -0.79 | -0.87 | -0.87 | -0.79 | -0.71 | -0.80 |
| Mo Avg | -0.73 | -0.75 | -0.88 | -0.74 | -0.75 | -0.77 | -0.77 |

Basis determined by using (NOV) contract.

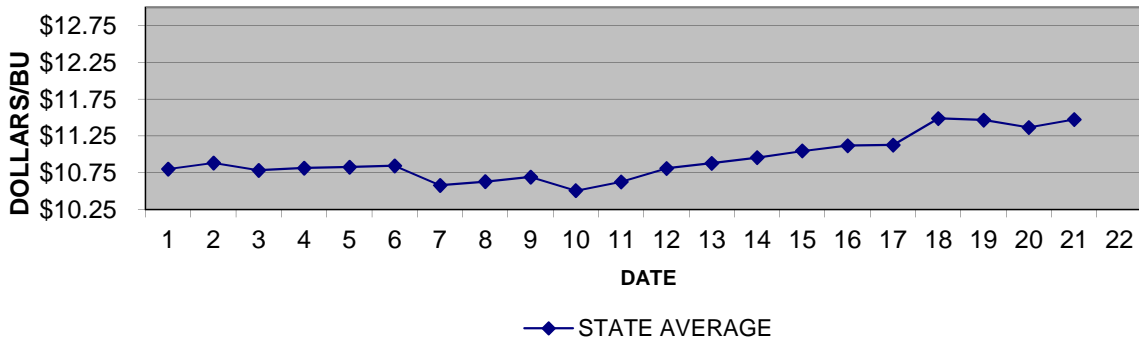
Prepared by Iowa Department of Agriculture and Land Stewardship

Agricultural Marketing Bureau, Des Moines, Iowa

DECEMBER 2011 SOYBEANS CBOT- (JAN)



IOWA - STATE AVERAGE SOYBEANS - CASH



Source: Iowa Department of Agriculture and Land Stewardship

IOWA DAILY SOYBEAN RANGES FOR APRIL 2011

| | NW - I | | NC - II | | NE - III | | SW - IV | | SC - V | | SE - VI | |
|-----------|--------|-------|---------|-------|----------|-------|---------|-------|--------|-------|---------|-------|
| | LOW | HIGH | LOW | HIGH | LOW | HIGH | LOW | HIGH | LOW | HIGH | LOW | HIGH |
| 1 | 13.30 | 13.41 | 13.28 | 13.44 | 13.27 | 13.52 | 13.33 | 13.54 | 13.34 | 13.54 | 13.31 | 13.49 |
| 2 | | | | | | | | | | | | |
| 3 | | | | | | | | | | | | |
| 4 | 13.20 | 13.31 | 13.18 | 13.34 | 13.17 | 13.43 | 13.23 | 13.44 | 13.24 | 13.44 | 13.23 | 13.37 |
| 5 | 13.10 | 13.20 | 13.07 | 13.23 | 13.06 | 13.32 | 13.12 | 13.33 | 13.13 | 13.35 | 13.12 | 13.26 |
| 6 | 13.13 | 13.24 | 13.11 | 13.27 | 13.09 | 13.35 | 13.15 | 13.37 | 13.16 | 13.39 | 13.16 | 13.34 |
| 7 | 13.00 | 13.11 | 12.98 | 13.14 | 12.94 | 13.22 | 13.02 | 13.29 | 13.04 | 13.26 | 13.03 | 13.27 |
| 8 | 13.29 | 13.39 | 13.26 | 13.42 | 13.23 | 13.51 | 13.31 | 13.57 | 13.32 | 13.54 | 13.31 | 13.60 |
| 9 | | | | | | | | | | | | |
| 10 | | | | | | | | | | | | |
| 11 | 13.08 | 13.16 | 13.03 | 13.19 | 13.00 | 13.31 | 13.07 | 13.34 | 13.09 | 13.31 | 13.08 | 13.37 |
| 12 | 12.70 | 12.78 | 12.64 | 12.80 | 12.61 | 12.93 | 12.69 | 12.95 | 12.72 | 12.92 | 12.69 | 13.02 |
| 13 | 12.73 | 12.81 | 12.68 | 12.84 | 12.64 | 12.96 | 12.72 | 13.04 | 12.76 | 12.99 | 12.83 | 13.05 |
| 14 | 12.71 | 12.91 | 12.65 | 12.81 | 12.62 | 12.94 | 12.70 | 13.01 | 12.73 | 12.96 | 12.80 | 12.99 |
| 15 | 12.72 | 12.92 | 12.69 | 12.82 | 12.63 | 12.95 | 12.72 | 13.07 | 12.74 | 12.97 | 12.81 | 13.01 |
| 16 | | | | | | | | | | | | |
| 17 | | | | | | | | | | | | |
| 18 | 12.84 | 13.04 | 12.81 | 12.94 | 12.75 | 13.12 | 12.84 | 13.19 | 12.90 | 13.09 | 12.93 | 13.17 |
| 19 | 12.82 | 13.02 | 12.79 | 12.92 | 12.72 | 13.10 | 12.82 | 13.22 | 12.88 | 13.10 | 12.91 | 13.14 |
| 20 | 12.98 | 13.18 | 12.95 | 13.08 | 12.89 | 13.26 | 12.98 | 13.40 | 13.04 | 13.32 | 13.09 | 13.32 |
| 21 | 13.20 | 13.41 | 13.18 | 13.33 | 13.18 | 13.49 | 13.20 | 13.63 | 13.26 | 13.55 | 13.32 | 13.54 |
| 22 | | | | | | | | | | | | |
| 23 | | | | | | | | | | | | |
| 24 | | | | | | | | | | | | |
| 25 | 13.29 | 13.50 | 13.26 | 13.42 | 13.27 | 13.64 | 13.31 | 13.72 | 13.38 | 13.64 | 13.41 | 13.63 |
| 26 | 13.23 | 13.43 | 13.22 | 13.35 | 13.20 | 13.51 | 13.27 | 13.68 | 13.31 | 13.61 | 13.34 | 13.57 |
| 27 | 13.19 | 13.38 | 13.18 | 13.30 | 13.15 | 13.46 | 13.22 | 13.63 | 13.22 | 13.56 | 13.34 | 13.52 |
| 28 | 12.88 | 13.10 | 12.90 | 13.02 | 12.84 | 13.16 | 12.91 | 13.32 | 12.98 | 13.32 | 13.06 | 13.24 |
| 29 | 13.35 | 13.54 | 13.33 | 13.46 | 13.27 | 13.58 | 13.38 | 13.74 | 13.42 | 13.72 | 13.41 | 13.67 |
| 30 | | | | | | | | | | | | |

| | | | | | | |
|--------|---------|---------|---------|---------|---------------|---------|
| Mo Avg | 13.1064 | 13.0721 | 13.1303 | 13.2141 | 13.1573 | 13.2286 |
| | | | | | State average | 13.1332 |

Prepared by Iowa Department of Agriculture and Land Stewardship
Agricultural Marketing Bureau, Des Moines, Iowa

IOWA DAILY SOYBEAN RANGES FOR AUGUST 2011

| | NW - I | | NC - II | | NE - III | | SW - IV | | SC - V | | SE - VI | |
|---------------|---------|-------|---------|-------|----------|-------|---------|-------|---------------|-------|---------|-------|
| | LOW | HIGH | LOW | HIGH | LOW | HIGH | LOW | HIGH | LOW | HIGH | LOW | HIGH |
| 1 | 13.10 | 13.26 | 13.03 | 13.22 | 12.95 | 13.40 | 13.20 | 13.43 | 13.14 | 13.28 | 13.19 | 13.35 |
| 2 | 13.28 | 13.40 | 13.16 | 13.40 | 13.15 | 13.52 | 13.37 | 13.54 | 13.32 | 13.46 | 13.33 | 13.53 |
| 3 | 13.21 | 13.43 | 13.10 | 13.33 | 13.09 | 13.45 | 13.26 | 13.47 | 13.25 | 13.39 | 13.26 | 13.48 |
| 4 | 12.92 | 13.05 | 12.85 | 13.05 | 12.84 | 13.17 | 13.00 | 13.19 | 13.05 | 13.11 | 13.00 | 13.21 |
| 5 | 12.83 | 12.95 | 12.74 | 12.96 | 12.76 | 13.08 | 12.91 | 13.10 | 12.88 | 13.06 | 12.91 | 13.13 |
| 6 | | | | | | | | | | | | |
| 7 | | | | | | | | | | | | |
| 8 | 12.58 | 12.71 | 12.49 | 12.72 | 12.52 | 12.84 | 12.66 | 12.86 | 12.64 | 12.85 | 12.62 | 12.84 |
| 9 | 12.47 | 12.60 | 12.38 | 12.60 | 12.39 | 12.65 | 12.55 | 12.70 | 12.52 | 12.73 | 12.53 | 12.70 |
| 10 | 12.48 | 12.61 | 12.40 | 12.62 | 12.32 | 12.56 | 12.56 | 12.73 | 12.47 | 12.72 | 12.50 | 12.69 |
| 11 | 12.79 | 12.92 | 12.69 | 12.90 | 12.61 | 12.99 | 12.86 | 13.02 | 12.77 | 13.02 | 12.81 | 12.98 |
| 12 | 12.82 | 12.93 | 12.71 | 12.93 | 12.65 | 12.94 | 12.82 | 13.05 | 12.80 | 13.05 | 12.83 | 13.00 |
| 13 | | | | | | | | | | | | |
| 14 | | | | | | | | | | | | |
| 15 | 13.01 | 13.09 | 12.87 | 13.08 | 12.78 | 13.12 | 13.00 | 13.21 | 13.04 | 13.21 | 12.99 | 13.10 |
| 16 | 12.99 | 13.07 | 12.83 | 13.05 | 12.78 | 13.17 | 13.00 | 13.20 | 12.95 | 13.20 | 13.01 | 13.14 |
| 17 | 13.15 | 13.25 | 13.03 | 13.22 | 12.95 | 13.35 | 13.17 | 13.37 | 13.12 | 13.42 | 13.17 | 13.34 |
| 18 | 13.09 | 13.19 | 12.97 | 13.16 | 12.91 | 13.27 | 13.11 | 13.31 | 13.06 | 13.36 | 13.14 | 13.28 |
| 19 | 13.16 | 13.23 | 13.05 | 13.24 | 12.97 | 13.26 | 13.14 | 13.39 | 13.14 | 13.44 | 13.22 | 13.35 |
| 20 | | | | | | | | | | | | |
| 21 | | | | | | | | | | | | |
| 22 | 13.30 | 13.40 | 13.19 | 13.40 | 13.14 | 13.53 | 13.30 | 13.55 | 13.30 | 13.53 | 13.38 | 13.52 |
| 23 | 13.37 | 13.52 | 13.32 | 13.52 | 13.27 | 13.64 | 13.37 | 13.67 | 13.42 | 13.65 | 13.50 | 13.64 |
| 24 | 13.30 | 13.48 | 13.28 | 13.49 | 13.22 | 13.59 | 13.33 | 13.54 | 13.39 | 13.62 | 13.47 | 13.54 |
| 25 | 13.30 | 13.48 | 13.28 | 13.48 | 13.20 | 13.58 | 13.29 | 13.53 | 13.38 | 13.59 | 13.46 | 13.60 |
| 26 | 13.60 | 13.71 | 13.59 | 13.74 | 13.52 | 13.87 | 13.49 | 13.83 | 13.69 | 13.84 | 13.71 | 13.90 |
| 27 | | | | | | | | | | | | |
| 28 | | | | | | | | | | | | |
| 29 | 13.84 | 13.97 | 13.82 | 13.97 | 13.75 | 14.00 | 13.67 | 14.02 | 13.92 | 14.02 | 13.84 | 14.04 |
| 30 | 13.88 | 14.05 | 13.87 | 14.07 | 13.84 | 14.05 | 13.77 | 14.12 | 13.87 | 14.05 | 13.90 | 14.09 |
| 31 | 13.85 | 14.05 | 13.87 | 14.03 | 13.61 | 14.03 | 13.78 | 14.12 | 13.79 | 13.99 | 13.78 | 14.09 |
| Mo Avg | 13.2157 | | 13.1963 | | 13.1542 | | 13.2751 | | 13.2693 | | 13.2882 | |
| | | | | | | | | | State average | | 13.2238 | |

Prepared by Iowa Department of Agriculture and Land Stewardship
Agricultural Marketing Bureau, Des Moines, Iowa

IOWA DAILY SOYBEAN RANGES FOR DECEMBER 2011

| | NW - I | | NC - II | | NE - III | | SW - IV | | SC - V | | SE - VI | |
|-----------|---------|-------|---------|-------|----------|-------|---------|-------|---------------|-------|---------|-------|
| | LOW | HIGH | LOW | HIGH | LOW | HIGH | LOW | HIGH | LOW | HIGH | LOW | HIGH |
| 1 | 10.76 | 10.93 | 10.60 | 10.77 | 10.60 | 10.97 | 10.75 | 11.03 | 10.63 | 10.98 | 10.72 | 11.04 |
| 2 | 10.84 | 11.01 | 10.68 | 10.85 | 10.66 | 11.01 | 10.86 | 11.16 | 10.71 | 11.06 | 10.86 | 11.11 |
| 3 | | | | | | | | | | | | |
| 4 | | | | | | | | | | | | |
| 5 | 10.74 | 10.91 | 10.58 | 10.75 | 10.56 | 10.84 | 10.75 | 11.06 | 10.68 | 10.96 | 10.76 | 11.00 |
| 6 | 10.77 | 10.94 | 10.62 | 10.78 | 10.59 | 10.87 | 10.78 | 11.10 | 10.64 | 11.00 | 10.78 | 11.07 |
| 7 | 10.79 | 10.96 | 10.63 | 10.80 | 10.61 | 10.89 | 10.80 | 11.11 | 10.66 | 11.01 | 10.79 | 11.08 |
| 8 | 10.80 | 10.97 | 10.65 | 10.81 | 10.63 | 10.90 | 10.81 | 11.13 | 10.67 | 11.03 | 10.81 | 11.09 |
| 9 | 10.55 | 10.72 | 10.39 | 10.56 | 10.37 | 10.73 | 10.56 | 10.87 | 10.42 | 10.77 | 10.55 | 10.75 |
| 10 | | | | | | | | | | | | |
| 11 | | | | | | | | | | | | |
| 12 | 10.60 | 10.77 | 10.44 | 10.61 | 10.42 | 10.78 | 10.61 | 10.87 | 10.47 | 10.82 | 10.57 | 10.80 |
| 13 | 10.66 | 10.83 | 10.51 | 10.67 | 10.48 | 10.76 | 10.67 | 10.94 | 10.53 | 10.89 | 10.64 | 10.84 |
| 14 | 10.49 | 10.65 | 10.32 | 10.49 | 10.30 | 10.58 | 10.49 | 10.75 | 10.35 | 10.70 | 10.45 | 10.66 |
| 15 | 10.61 | 10.77 | 10.44 | 10.61 | 10.41 | 10.69 | 10.61 | 10.87 | 10.47 | 10.82 | 10.57 | 10.76 |
| 16 | 10.79 | 10.95 | 10.62 | 10.79 | 10.60 | 10.88 | 10.79 | 11.05 | 10.65 | 11.00 | 10.75 | 10.94 |
| 17 | | | | | | | | | | | | |
| 18 | | | | | | | | | | | | |
| 19 | 10.86 | 11.02 | 10.69 | 10.88 | 10.67 | 10.95 | 10.86 | 11.12 | 10.72 | 11.04 | 10.82 | 11.02 |
| 20 | 10.93 | 11.09 | 10.77 | 10.95 | 10.77 | 11.02 | 10.93 | 11.20 | 10.79 | 11.10 | 10.90 | 11.09 |
| 21 | 11.03 | 11.15 | 10.86 | 11.05 | 10.86 | 11.11 | 11.03 | 11.29 | 10.89 | 11.19 | 10.99 | 11.19 |
| 22 | 11.12 | 11.22 | 10.94 | 11.13 | 10.92 | 11.20 | 11.11 | 11.27 | 10.97 | 11.22 | 11.06 | 11.27 |
| 23 | 11.12 | 11.23 | 10.95 | 11.14 | 10.93 | 11.21 | 11.11 | 11.28 | 10.98 | 11.23 | 11.07 | 11.28 |
| 24 | | | | | | | | | | | | |
| 25 | | | | | | | | | | | | |
| 26 | | | | | | | | | | | | |
| 27 | 11.47 | 11.59 | 11.32 | 11.51 | 11.27 | 11.56 | 11.48 | 11.65 | 11.35 | 11.56 | 11.44 | 11.63 |
| 28 | 11.46 | 11.56 | 11.30 | 11.50 | 11.25 | 11.55 | 11.47 | 11.58 | 11.33 | 11.52 | 11.41 | 11.64 |
| 29 | 11.35 | 11.46 | 11.20 | 11.39 | 11.18 | 11.44 | 11.35 | 11.47 | 11.22 | 11.41 | 11.30 | 11.55 |
| 30 | 11.46 | 11.57 | 11.31 | 11.50 | 11.30 | 11.56 | 11.46 | 11.58 | 11.33 | 11.52 | 11.41 | 11.66 |
| 31 | | | | | | | | | | | | |
| Mo Avg | 10.9801 | | 10.8812 | | 10.8791 | | 11.0303 | | 10.8965 | | 11.0218 | |
| | | | | | | | | | State average | | 10.9398 | |

Prepared by Iowa Department of Agriculture and Land Stewardship
Agricultural Marketing Bureau, Des Moines, Iowa

IOWA DAILY SOYBEAN RANGES FOR FEBRUARY 2011

| | NW - I | | NC - II | | NE - III | | SW - IV | | SC - V | | SE - VI | |
|-----------|--------|-------|---------|-------|----------|-------|---------|-------|--------|-------|---------|-------|
| | LOW | HIGH | LOW | HIGH | LOW | HIGH | LOW | HIGH | LOW | HIGH | LOW | HIGH |
| 1 | 13.60 | 13.78 | 13.61 | 13.75 | 13.56 | 13.84 | 13.58 | 13.86 | 13.68 | 13.81 | 13.65 | 14.00 |
| 2 | 13.70 | 13.84 | 13.67 | 13.81 | 13.66 | 13.92 | 13.65 | 13.92 | 13.74 | 13.87 | 13.71 | 14.02 |
| 3 | 13.51 | 13.76 | 13.65 | 13.75 | 13.60 | 13.89 | 13.58 | 13.84 | 13.65 | 13.82 | 13.63 | 13.91 |
| 4 | 13.59 | 13.74 | 13.64 | 13.80 | 13.58 | 13.89 | 13.61 | 13.82 | 13.69 | 13.80 | 13.64 | 13.90 |
| 5 | | | | | | | | | | | | |
| 6 | | | | | | | | | | | | |
| 7 | 13.53 | 13.65 | 13.55 | 13.71 | 13.49 | 13.80 | 13.52 | 13.80 | 13.55 | 13.75 | 13.60 | 13.80 |
| 8 | 13.66 | 13.74 | 13.64 | 13.80 | 13.59 | 13.90 | 13.62 | 13.89 | 13.72 | 13.86 | 13.69 | 13.93 |
| 9 | 13.83 | 13.91 | 13.81 | 13.97 | 13.77 | 14.07 | 13.81 | 14.06 | 13.89 | 14.00 | 13.83 | 14.10 |
| 10 | 13.65 | 13.78 | 13.63 | 13.79 | 13.57 | 13.79 | 13.63 | 13.88 | 13.71 | 13.85 | 13.72 | 13.91 |
| 11 | 13.50 | 13.61 | 13.41 | 13.62 | 13.43 | 13.62 | 13.49 | 13.71 | 13.54 | 13.68 | 13.49 | 13.73 |
| 12 | | | | | | | | | | | | |
| 13 | | | | | | | | | | | | |
| 14 | 13.36 | 13.48 | 13.33 | 13.49 | 13.29 | 13.49 | 13.36 | 13.58 | 13.41 | 13.58 | 13.37 | 13.58 |
| 15 | 13.02 | 13.13 | 12.98 | 13.14 | 12.95 | 13.14 | 13.01 | 13.23 | 13.06 | 13.23 | 13.01 | 13.23 |
| 16 | 13.01 | 13.11 | 12.96 | 13.12 | 12.93 | 13.12 | 12.99 | 13.21 | 13.04 | 13.21 | 13.00 | 13.23 |
| 17 | 13.39 | 13.50 | 13.35 | 13.51 | 13.31 | 13.47 | 13.37 | 13.60 | 13.41 | 13.60 | 13.39 | 13.59 |
| 18 | 13.03 | 13.13 | 12.98 | 13.14 | 12.92 | 13.11 | 13.01 | 13.23 | 13.05 | 13.40 | 13.06 | 13.25 |
| 19 | | | | | | | | | | | | |
| 20 | | | | | | | | | | | | |
| 21 | | | | | | | | | | | | |
| 22 | 12.28 | 12.43 | 12.28 | 12.48 | 12.28 | 12.43 | 12.29 | 12.53 | 12.29 | 12.43 | 12.22 | 12.55 |
| 23 | 12.55 | 12.67 | 12.50 | 12.66 | 12.48 | 12.65 | 12.53 | 12.77 | 12.61 | 12.75 | 12.58 | 12.77 |
| 24 | 12.53 | 12.65 | 12.53 | 12.64 | 12.46 | 12.63 | 12.50 | 12.75 | 12.55 | 12.73 | 12.46 | 12.75 |
| 25 | 13.01 | 13.11 | 12.99 | 13.10 | 12.89 | 13.11 | 12.97 | 13.21 | 13.02 | 13.19 | 12.96 | 13.24 |
| 26 | | | | | | | | | | | | |
| 27 | | | | | | | | | | | | |
| 28 | 12.93 | 13.01 | 12.90 | 13.03 | 12.82 | 13.07 | 12.89 | 13.11 | 12.95 | 13.09 | 12.87 | 13.17 |

| | | | | | | |
|--------|---------|---------|---------|---------|---------------|---------|
| Mo Avg | 13.3158 | 13.3172 | 13.2995 | 13.3513 | 13.3449 | 13.4143 |
| | | | | | State average | 13.3335 |

Prepared by Iowa Department of Agriculture and Land Stewardship
Agricultural Marketing Bureau, Des Moines, Iowa

IOWA DAILY SOYBEAN RANGES FOR JANUARY 2011

| | NW - I | | NC - II | | NE - III | | SW - IV | | SC - V | | SE - VI | |
|-----------|---------|-------|---------|-------|----------|-------|---------|-------|---------------|-------|---------|-------|
| | LOW | HIGH | LOW | HIGH | LOW | HIGH | LOW | HIGH | LOW | HIGH | LOW | HIGH |
| 1 | | | | | | | | | | | | |
| 2 | | | | | | | | | | | | |
| 3 | 12.99 | 13.19 | 13.10 | 13.19 | 13.02 | 13.27 | 12.98 | 13.29 | 13.10 | 13.27 | 13.14 | 13.33 |
| 4 | 12.89 | 13.10 | 13.04 | 13.10 | 12.92 | 13.20 | 12.88 | 13.20 | 13.01 | 13.13 | 13.02 | 13.18 |
| 5 | 13.15 | 13.33 | 13.24 | 13.34 | 13.09 | 13.53 | 13.12 | 13.44 | 13.26 | 13.37 | 13.28 | 13.51 |
| 6 | 13.00 | 13.18 | 13.03 | 13.18 | 12.94 | 13.28 | 12.97 | 13.28 | 13.08 | 13.22 | 13.12 | 13.35 |
| 7 | 12.87 | 13.05 | 12.90 | 13.05 | 12.79 | 13.15 | 12.84 | 13.15 | 12.95 | 13.09 | 12.96 | 13.22 |
| 8 | | | | | | | | | | | | |
| 9 | | | | | | | | | | | | |
| 10 | 13.02 | 13.20 | 13.06 | 13.21 | 12.95 | 13.35 | 12.99 | 13.31 | 13.05 | 13.24 | 13.12 | 13.36 |
| 11 | 12.77 | 12.97 | 12.82 | 12.97 | 12.71 | 13.12 | 12.72 | 13.07 | 12.82 | 13.00 | 12.88 | 13.14 |
| 12 | 13.31 | 13.55 | 13.40 | 13.55 | 13.24 | 13.70 | 13.33 | 13.54 | 13.30 | 13.53 | 13.40 | 13.72 |
| 13 | 13.35 | 13.56 | 13.41 | 13.56 | 13.25 | 13.61 | 13.31 | 13.61 | 13.31 | 13.54 | 13.41 | 13.68 |
| 14 | 13.41 | 13.62 | 13.42 | 13.63 | 13.26 | 13.67 | 13.31 | 13.61 | 13.37 | 13.60 | 13.48 | 13.72 |
| 15 | | | | | | | | | | | | |
| 16 | | | | | | | | | | | | |
| 17 | | | | | | | | | | | | |
| 18 | 13.32 | 13.53 | 13.32 | 13.53 | 13.17 | 13.58 | 13.21 | 13.52 | 13.28 | 13.48 | 13.38 | 13.63 |
| 19 | 13.30 | 13.46 | 13.29 | 13.47 | 13.16 | 13.56 | 13.19 | 13.50 | 13.26 | 13.47 | 13.37 | 13.63 |
| 20 | 13.33 | 13.49 | 13.32 | 13.60 | 13.18 | 13.59 | 13.21 | 13.53 | 13.29 | 13.49 | 13.39 | 13.66 |
| 21 | 13.31 | 13.47 | 13.30 | 13.47 | 13.17 | 13.57 | 13.21 | 13.51 | 13.27 | 13.47 | 13.37 | 13.65 |
| 22 | | | | | | | | | | | | |
| 23 | | | | | | | | | | | | |
| 24 | 13.21 | 13.39 | 13.22 | 13.40 | 13.09 | 13.49 | 13.14 | 13.43 | 13.19 | 13.39 | 13.30 | 13.57 |
| 25 | 12.91 | 13.09 | 12.92 | 13.10 | 12.85 | 13.19 | 12.82 | 13.13 | 13.05 | 13.10 | 13.00 | 13.29 |
| 26 | 13.00 | 13.20 | 13.03 | 13.21 | 13.00 | 13.30 | 12.95 | 13.24 | 13.00 | 13.24 | 13.11 | 13.41 |
| 27 | 13.21 | 13.34 | 13.17 | 13.35 | 13.14 | 13.39 | 13.16 | 13.40 | 13.14 | 13.38 | 13.25 | 13.54 |
| 28 | 13.20 | 13.35 | 13.15 | 13.35 | 13.13 | 13.40 | 13.16 | 13.38 | 13.23 | 13.38 | 13.23 | 13.53 |
| 29 | | | | | | | | | | | | |
| 30 | | | | | | | | | | | | |
| 31 | 13.35 | 13.50 | 13.33 | 13.50 | 13.35 | 13.56 | 13.31 | 13.61 | 13.38 | 13.56 | 13.40 | 13.69 |
| Mo Avg | 13.2739 | | 13.2591 | | 13.2321 | | 13.2419 | | 13.2770 | | 13.3764 | |
| | | | | | | | | | State average | | 13.2719 | |

Prepared by Iowa Department of Agriculture and Land Stewardship
Agricultural Marketing Bureau, Des Moines, Iowa

IOWA DAILY SOYBEAN RANGES FOR JULY 2011

| | NW - I | | NC - II | | NE - III | | SW - IV | | SC - V | | SE - VI | |
|-----------|---------|-------|---------|-------|----------|-------|---------|-------|---------------|-------|---------|-------|
| | LOW | HIGH | LOW | HIGH | LOW | HIGH | LOW | HIGH | LOW | HIGH | LOW | HIGH |
| 1 | 12.60 | 12.87 | 12.70 | 12.84 | 12.21 | 12.92 | 12.71 | 12.95 | 12.83 | 12.93 | 12.79 | 13.01 |
| 2 | | | | | | | | | | | | |
| 3 | | | | | | | | | | | | |
| 4 | | | | | | | | | | | | |
| 5 | 12.72 | 12.93 | 12.79 | 12.93 | 12.68 | 13.02 | 12.80 | 13.04 | 12.89 | 13.02 | 12.90 | 13.09 |
| 6 | 12.72 | 12.93 | 12.79 | 12.93 | 12.69 | 12.88 | 12.84 | 13.04 | 12.89 | 13.02 | 12.90 | 13.10 |
| 7 | 12.91 | 13.12 | 12.96 | 13.12 | 12.90 | 13.23 | 13.07 | 13.29 | 13.08 | 13.21 | 13.09 | 13.29 |
| 8 | 12.97 | 13.18 | 13.02 | 13.18 | 12.96 | 13.29 | 13.13 | 13.35 | 13.14 | 13.27 | 13.15 | 13.35 |
| 9 | | | | | | | | | | | | |
| 10 | | | | | | | | | | | | |
| 11 | 13.01 | 13.17 | 13.03 | 13.18 | 12.97 | 13.19 | 12.97 | 13.35 | 13.14 | 13.27 | 13.15 | 13.35 |
| 12 | 13.10 | 13.26 | 13.12 | 13.27 | 13.06 | 13.37 | 13.14 | 13.44 | 13.23 | 13.36 | 13.26 | 13.44 |
| 13 | 13.30 | 13.46 | 13.31 | 13.45 | 13.29 | 13.58 | 13.33 | 13.53 | 13.42 | 13.51 | 13.48 | 13.63 |
| 14 | 13.37 | 13.53 | 13.38 | 13.62 | 13.36 | 13.65 | 13.40 | 13.60 | 13.49 | 13.58 | 13.53 | 13.70 |
| 15 | 13.41 | 13.57 | 13.43 | 13.56 | 13.39 | 13.71 | 13.44 | 13.64 | 13.53 | 13.62 | 13.59 | 13.74 |
| 16 | | | | | | | | | | | | |
| 17 | | | | | | | | | | | | |
| 18 | 13.40 | 13.53 | 13.43 | 13.56 | 13.37 | 13.71 | 13.44 | 13.64 | 13.53 | 13.62 | 13.57 | 13.73 |
| 19 | 13.31 | 13.49 | 13.36 | 13.49 | 13.30 | 13.64 | 13.37 | 13.57 | 13.42 | 13.55 | 13.50 | 13.67 |
| 20 | 13.33 | 13.48 | 13.35 | 13.48 | 13.27 | 13.56 | 13.36 | 13.56 | 13.41 | 13.54 | 13.49 | 13.64 |
| 21 | 13.35 | 13.50 | 13.37 | 13.50 | 13.29 | 13.59 | 13.38 | 13.58 | 13.43 | 13.52 | 13.46 | 13.64 |
| 22 | 13.35 | 13.50 | 13.37 | 13.50 | 13.27 | 13.58 | 13.38 | 13.58 | 13.43 | 13.55 | 13.47 | 13.57 |
| 23 | | | | | | | | | | | | |
| 24 | | | | | | | | | | | | |
| 25 | 13.20 | 13.35 | 13.22 | 13.36 | 13.13 | 13.49 | 13.27 | 13.53 | 13.22 | 13.37 | 13.30 | 13.50 |
| 26 | 13.38 | 13.53 | 13.36 | 13.53 | 13.37 | 13.68 | 13.44 | 13.61 | 13.40 | 13.54 | 13.50 | 13.68 |
| 27 | 13.31 | 13.46 | 13.24 | 13.44 | 13.27 | 13.62 | 13.37 | 13.61 | 13.31 | 13.46 | 13.43 | 13.62 |
| 28 | 13.20 | 13.38 | 13.16 | 13.32 | 13.19 | 13.34 | 13.29 | 13.53 | 13.23 | 13.38 | 13.33 | 13.50 |
| 29 | 13.06 | 13.22 | 13.02 | 13.17 | 12.98 | 13.32 | 13.14 | 13.38 | 13.09 | 13.23 | 13.19 | 13.36 |
| 30 | | | | | | | | | | | | |
| 31 | | | | | | | | | | | | |
| Mo Avg | 13.2626 | | 13.2548 | | 13.2397 | | 13.3196 | | 13.3233 | | 13.3800 | |
| | | | | | | | | | State average | | 13.2850 | |

Prepared by Iowa Department of Agriculture and Land Stewardship
Agricultural Marketing Bureau, Des Moines, Iowa

IOWA DAILY SOYBEAN RANGES FOR JUNE 2011

| | NW - I | | NC - II | | NE - III | | SW - IV | | SC - V | | SE - VI | |
|-----------|--------|-------|---------|-------|----------|-------|---------|-------|--------|-------|---------|-------|
| | LOW | HIGH | LOW | HIGH | LOW | HIGH | LOW | HIGH | LOW | HIGH | LOW | HIGH |
| 1 | 13.46 | 13.61 | 13.41 | 13.51 | 13.27 | 13.56 | 13.45 | 13.78 | 13.48 | 13.86 | 13.47 | 13.63 |
| 2 | 13.67 | 13.77 | 13.60 | 13.72 | 13.48 | 13.76 | 13.56 | 13.87 | 13.67 | 13.97 | 13.68 | 13.84 |
| 3 | 13.69 | 13.85 | 13.68 | 13.80 | 13.56 | 13.85 | 13.75 | 13.95 | 13.74 | 14.05 | 13.75 | 13.91 |
| 4 | | | | | | | | | | | | |
| 5 | | | | | | | | | | | | |
| 6 | 13.38 | 13.53 | 13.33 | 13.48 | 13.24 | 13.54 | 13.41 | 13.58 | 13.43 | 13.68 | 13.46 | 13.60 |
| 7 | 13.49 | 13.59 | 13.44 | 13.59 | 13.35 | 13.65 | 13.44 | 13.69 | 13.54 | 13.64 | 13.58 | 13.71 |
| 8 | 13.51 | 13.67 | 13.52 | 13.67 | 13.43 | 13.73 | 13.49 | 13.67 | 13.61 | 13.72 | 13.65 | 13.79 |
| 9 | 13.44 | 13.59 | 13.44 | 13.59 | 13.33 | 13.64 | 13.41 | 13.59 | 13.54 | 13.64 | 13.58 | 13.72 |
| 10 | 13.32 | 13.52 | 13.37 | 13.52 | 13.26 | 13.55 | 13.34 | 13.52 | 13.47 | 13.57 | 13.51 | 13.66 |
| 11 | | | | | | | | | | | | |
| 12 | | | | | | | | | | | | |
| 13 | 13.28 | 13.48 | 13.33 | 13.48 | 13.23 | 13.56 | 13.26 | 13.48 | 13.43 | 13.53 | 13.45 | 13.60 |
| 14 | 13.13 | 13.33 | 13.18 | 13.33 | 13.06 | 13.41 | 13.11 | 13.33 | 13.28 | 13.38 | 13.30 | 13.45 |
| 15 | 13.13 | 13.33 | 13.18 | 13.33 | 13.06 | 13.40 | 13.18 | 13.33 | 13.28 | 13.38 | 13.30 | 13.45 |
| 16 | 12.95 | 13.16 | 12.94 | 13.15 | 12.89 | 13.23 | 13.01 | 13.16 | 13.01 | 13.26 | 13.13 | 13.27 |
| 17 | 12.78 | 12.98 | 12.83 | 13.00 | 12.70 | 13.05 | 12.87 | 13.05 | 12.93 | 13.08 | 12.95 | 13.10 |
| 18 | | | | | | | | | | | | |
| 19 | | | | | | | | | | | | |
| 20 | 12.81 | 13.01 | 12.86 | 13.01 | 12.72 | 13.05 | 12.90 | 13.16 | 12.96 | 13.16 | 12.98 | 13.16 |
| 21 | 12.96 | 13.14 | 12.99 | 13.14 | 12.84 | 13.16 | 13.10 | 13.29 | 13.09 | 13.29 | 13.11 | 13.26 |
| 22 | 12.77 | 12.95 | 12.80 | 12.95 | 12.65 | 12.96 | 12.91 | 13.13 | 12.90 | 13.15 | 12.92 | 13.08 |
| 23 | 12.65 | 12.83 | 12.68 | 12.83 | 12.54 | 12.86 | 12.79 | 13.01 | 12.78 | 13.03 | 12.78 | 12.95 |
| 24 | 12.67 | 12.85 | 12.67 | 12.85 | 12.56 | 12.86 | 12.81 | 13.02 | 12.80 | 13.07 | 12.80 | 12.97 |
| 25 | | | | | | | | | | | | |
| 26 | | | | | | | | | | | | |
| 27 | 12.77 | 12.98 | 12.80 | 12.95 | 12.66 | 12.96 | 12.91 | 13.16 | 12.90 | 13.17 | 12.90 | 13.09 |
| 28 | 12.78 | 12.96 | 12.81 | 12.96 | 12.69 | 12.97 | 12.90 | 13.17 | 12.91 | 13.18 | 12.91 | 13.10 |
| 29 | 12.81 | 12.99 | 12.84 | 12.99 | 12.72 | 13.04 | 12.86 | 13.16 | 12.94 | 13.08 | 12.94 | 13.14 |
| 30 | 12.53 | 12.71 | 12.54 | 12.71 | 12.44 | 12.77 | 12.58 | 12.82 | 12.70 | 12.80 | 12.66 | 12.84 |

| | | | | | | |
|--------|---------|---------|---------|---------|---------------|---------|
| Mo Avg | 13.2004 | 13.1738 | 13.1287 | 13.2456 | 13.2554 | 13.2904 |
| | | | | | State average | 13.2052 |

Prepared by Iowa Department of Agriculture and Land Stewardship
Agricultural Marketing Bureau, Des Moines, Iowa

IOWA DAILY SOYBEAN RANGES FOR MARCH 2011

| | NW - I | | NC - II | | NE - III | | SW - IV | | SC - V | | SE - VI | |
|-----------|--------|-------|---------|-------|----------|-------|---------|-------|--------|-------|---------|-------|
| | LOW | HIGH | LOW | HIGH | LOW | HIGH | LOW | HIGH | LOW | HIGH | LOW | HIGH |
| 1 | 13.03 | 13.11 | 13.06 | 13.20 | 12.88 | 13.17 | 13.02 | 13.21 | 13.09 | 13.19 | 13.00 | 13.37 |
| 2 | 13.24 | 13.34 | 13.25 | 13.32 | 13.07 | 13.37 | 13.24 | 13.44 | 13.27 | 13.38 | 13.19 | 13.53 |
| 3 | 13.43 | 13.52 | 13.43 | 13.52 | 13.25 | 13.55 | 13.42 | 13.67 | 13.45 | 13.56 | 13.39 | 13.70 |
| 4 | 13.45 | 13.54 | 13.45 | 13.51 | 13.27 | 13.57 | 13.44 | 13.69 | 13.47 | 13.58 | 13.40 | 13.68 |
| 5 | | | | | | | | | | | | |
| 6 | | | | | | | | | | | | |
| 7 | 13.26 | 13.35 | 13.26 | 13.35 | 13.09 | 13.37 | 13.27 | 13.50 | 13.28 | 13.39 | 13.21 | 13.48 |
| 8 | 13.15 | 13.25 | 13.13 | 13.22 | 12.97 | 13.28 | 13.14 | 13.37 | 13.15 | 13.30 | 13.08 | 13.35 |
| 9 | 12.82 | 12.92 | 12.80 | 12.89 | 12.66 | 12.94 | 12.81 | 13.05 | 12.81 | 12.99 | 12.76 | 13.02 |
| 10 | 12.88 | 12.99 | 12.87 | 12.96 | 12.70 | 12.96 | 12.89 | 13.16 | 12.89 | 13.06 | 12.81 | 13.04 |
| 11 | 12.67 | 12.78 | 12.66 | 12.75 | 12.48 | 12.79 | 12.68 | 12.95 | 12.68 | 12.85 | 12.59 | 12.85 |
| 12 | | | | | | | | | | | | |
| 13 | | | | | | | | | | | | |
| 14 | 12.75 | 12.83 | 12.71 | 12.80 | 12.51 | 12.85 | 12.74 | 13.00 | 12.74 | 12.92 | 12.71 | 12.91 |
| 15 | 12.05 | 12.13 | 12.02 | 12.08 | 11.91 | 12.15 | 12.04 | 12.30 | 11.92 | 12.24 | 11.98 | 12.17 |
| 16 | 12.22 | 12.30 | 12.19 | 12.32 | 12.08 | 12.34 | 12.21 | 12.47 | 12.21 | 12.41 | 12.18 | 12.42 |
| 17 | 12.70 | 12.78 | 12.67 | 12.79 | 12.56 | 12.82 | 12.72 | 12.95 | 12.70 | 12.89 | 12.66 | 12.91 |
| 18 | 12.96 | 13.06 | 12.94 | 13.07 | 12.83 | 13.10 | 12.99 | 13.23 | 12.98 | 13.17 | 12.96 | 13.19 |
| 19 | | | | | | | | | | | | |
| 20 | | | | | | | | | | | | |
| 21 | 12.98 | 13.06 | 12.96 | 13.07 | 12.82 | 13.12 | 13.00 | 13.23 | 12.96 | 13.17 | 12.96 | 13.25 |
| 22 | 12.97 | 13.09 | 12.99 | 13.10 | 12.83 | 13.18 | 13.02 | 13.26 | 12.91 | 13.20 | 13.02 | 13.27 |
| 23 | 12.83 | 12.94 | 12.84 | 12.95 | 12.78 | 12.91 | 12.88 | 13.11 | 12.76 | 13.05 | 12.87 | 13.13 |
| 24 | 12.86 | 12.98 | 12.88 | 12.98 | 12.82 | 13.10 | 12.91 | 13.15 | 12.79 | 13.09 | 12.88 | 13.17 |
| 25 | 12.90 | 13.01 | 12.91 | 13.02 | 12.87 | 13.07 | 12.95 | 13.18 | 12.83 | 13.15 | 12.91 | 13.18 |
| 26 | | | | | | | | | | | | |
| 27 | | | | | | | | | | | | |
| 28 | 12.80 | 12.92 | 12.81 | 12.93 | 12.65 | 12.96 | 12.85 | 13.09 | 12.73 | 13.09 | 12.85 | 13.07 |
| 29 | 12.93 | 13.07 | 12.94 | 13.06 | 12.89 | 13.14 | 12.98 | 13.22 | 12.97 | 13.22 | 12.98 | 13.21 |
| 30 | 13.04 | 13.17 | 12.84 | 13.16 | 12.94 | 13.33 | 13.11 | 13.32 | 13.11 | 13.32 | 13.08 | 13.31 |
| 31 | 13.42 | 13.55 | 13.43 | 13.65 | 13.32 | 13.71 | 13.49 | 13.70 | 13.49 | 13.70 | 13.46 | 13.69 |

| | | | | | | |
|--------|---------|---------|---------|---------|---------------|---------|
| Mo Avg | 12.9732 | 12.9587 | 12.9375 | 13.0420 | 12.9874 | 13.0475 |
| | | | | | State average | 12.9838 |

Prepared by Iowa Department of Agriculture and Land Stewardship
Agricultural Marketing Bureau, Des Moines, Iowa

IOWA DAILY SOYBEAN RANGES FOR MAY 2011

| | NW - I | | NC - II | | NE - III | | SW - IV | | SC - V | | SE - VI | |
|-----------|---------|-------|---------|-------|----------|-------|---------|-------|---------------|-------|---------|-------|
| | LOW | HIGH | LOW | HIGH | LOW | HIGH | LOW | HIGH | LOW | HIGH | LOW | HIGH |
| 1 | | | | | | | | | | | | |
| 2 | 13.34 | 13.57 | 13.33 | 13.45 | 13.28 | 13.56 | 13.37 | 13.73 | 13.41 | 13.71 | 13.48 | 13.62 |
| 3 | 13.09 | 13.28 | 13.04 | 13.22 | 12.98 | 13.27 | 13.08 | 13.44 | 13.16 | 13.27 | 13.19 | 13.33 |
| 4 | 13.02 | 13.16 | 12.92 | 13.10 | 12.87 | 13.15 | 12.96 | 13.32 | 13.04 | 13.30 | 13.07 | 13.21 |
| 5 | 12.72 | 12.86 | 12.62 | 12.80 | 12.59 | 12.85 | 12.68 | 13.02 | 12.74 | 13.00 | 12.77 | 12.91 |
| 6 | 12.76 | 12.92 | 12.66 | 12.84 | 12.63 | 12.89 | 12.72 | 13.06 | 12.78 | 13.04 | 12.81 | 12.95 |
| 7 | | | | | | | | | | | | |
| 8 | | | | | | | | | | | | |
| 9 | 12.85 | 13.03 | 12.75 | 12.93 | 12.72 | 12.98 | 12.84 | 13.15 | 12.87 | 13.17 | 12.88 | 13.06 |
| 10 | 12.88 | 13.06 | 12.83 | 12.96 | 12.79 | 12.98 | 12.89 | 13.28 | 12.90 | 13.20 | 12.93 | 13.10 |
| 11 | 12.82 | 13.00 | 12.77 | 12.90 | 12.72 | 12.96 | 12.83 | 13.22 | 12.88 | 13.16 | 12.89 | 13.03 |
| 12 | 12.93 | 13.18 | 12.88 | 13.01 | 12.83 | 13.11 | 12.94 | 13.43 | 12.99 | 13.31 | 13.00 | 13.22 |
| 13 | 12.79 | 13.05 | 12.75 | 12.88 | 12.71 | 13.09 | 12.80 | 13.30 | 12.86 | 13.20 | 12.86 | 13.04 |
| 14 | | | | | | | | | | | | |
| 15 | | | | | | | | | | | | |
| 16 | 12.81 | 13.07 | 12.72 | 12.85 | 12.69 | 13.04 | 12.81 | 13.27 | 12.83 | 13.17 | 12.83 | 13.02 |
| 17 | 12.96 | 13.21 | 12.86 | 13.21 | 12.84 | 13.19 | 12.96 | 13.41 | 12.97 | 13.31 | 12.98 | 13.22 |
| 18 | 13.34 | 13.60 | 13.25 | 13.40 | 13.23 | 13.57 | 13.34 | 13.80 | 13.41 | 13.70 | 13.44 | 13.60 |
| 19 | 13.34 | 13.62 | 13.25 | 13.40 | 13.23 | 13.57 | 13.34 | 13.80 | 13.43 | 13.70 | 13.44 | 13.59 |
| 20 | 13.35 | 13.62 | 13.25 | 13.40 | 13.23 | 13.58 | 13.39 | 13.80 | 13.43 | 13.70 | 13.35 | 13.60 |
| 21 | | | | | | | | | | | | |
| 22 | | | | | | | | | | | | |
| 23 | 13.29 | 13.56 | 13.19 | 13.34 | 13.17 | 13.51 | 13.33 | 13.74 | 13.37 | 13.69 | 13.30 | 13.55 |
| 24 | 13.27 | 13.54 | 13.17 | 13.32 | 13.16 | 13.51 | 13.31 | 13.72 | 13.35 | 13.72 | 13.38 | 13.52 |
| 25 | 13.32 | 13.59 | 13.32 | 13.40 | 13.21 | 13.56 | 13.36 | 13.77 | 13.42 | 13.77 | 13.40 | 13.55 |
| 26 | 13.40 | 13.60 | 13.40 | 13.50 | 13.28 | 13.53 | 13.44 | 13.85 | 13.45 | 13.85 | 13.45 | 13.62 |
| 27 | 13.35 | 13.55 | 13.35 | 13.45 | 13.24 | 13.50 | 13.39 | 13.75 | 13.40 | 13.80 | 13.42 | 13.60 |
| 28 | | | | | | | | | | | | |
| 29 | | | | | | | | | | | | |
| 30 | | | | | | | | | | | | |
| 31 | 13.36 | 13.51 | 13.31 | 13.41 | 13.14 | 13.44 | 13.35 | 13.68 | 13.38 | 13.76 | 13.40 | 13.53 |
| Mo Avg | 13.2008 | | 13.1012 | | 13.1278 | | 13.3179 | | 13.2389 | | 13.2434 | |
| | | | | | | | | | State average | | 13.1854 | |

Prepared by Iowa Department of Agriculture and Land Stewardship
Agricultural Marketing Bureau, Des Moines, Iowa

IOWA DAILY SOYBEAN RANGES FOR NOVEMBER 2011

| | NW - I | | NC - II | | NE - III | | SW - IV | | SC - V | | SE - VI | |
|-----------|--------|-------|---------|-------|----------|-------|---------|-------|--------|-------|---------|-------|
| | LOW | HIGH | LOW | HIGH | LOW | HIGH | LOW | HIGH | LOW | HIGH | LOW | HIGH |
| 1 | 11.32 | 11.53 | 11.22 | 11.37 | 11.20 | 11.49 | 11.29 | 11.53 | 11.29 | 11.46 | 11.31 | 11.58 |
| 2 | 11.38 | 11.54 | 11.25 | 11.41 | 11.21 | 11.47 | 11.33 | 11.53 | 11.29 | 11.46 | 11.22 | 11.59 |
| 3 | 11.62 | 11.78 | 11.50 | 11.65 | 11.45 | 11.70 | 11.62 | 11.82 | 11.53 | 11.72 | 11.55 | 11.83 |
| 4 | 11.56 | 11.72 | 11.46 | 11.63 | 11.39 | 11.64 | 11.56 | 11.76 | 11.47 | 11.66 | 11.49 | 11.77 |
| 5 | | | | | | | | | | | | |
| 6 | | | | | | | | | | | | |
| 7 | 11.37 | 11.53 | 11.26 | 11.44 | 11.20 | 11.46 | 11.37 | 11.62 | 11.32 | 11.52 | 11.30 | 11.58 |
| 8 | 11.40 | 11.58 | 11.35 | 11.52 | 11.27 | 11.48 | 11.44 | 11.65 | 11.35 | 11.55 | 11.38 | 11.61 |
| 9 | 11.20 | 11.41 | 11.15 | 11.30 | 11.08 | 11.38 | 11.24 | 11.46 | 11.15 | 11.36 | 11.19 | 11.41 |
| 10 | 11.07 | 11.23 | 10.97 | 11.12 | 10.97 | 11.23 | 11.08 | 11.33 | 10.97 | 11.18 | 11.01 | 11.32 |
| 11 | | | | | | | | | | | | |
| 12 | | | | | | | | | | | | |
| 13 | | | | | | | | | | | | |
| 14 | 11.20 | 11.33 | 11.08 | 11.23 | 11.07 | 11.34 | 11.21 | 11.43 | 11.08 | 11.28 | 11.14 | 11.41 |
| 15 | 11.44 | 11.55 | 11.32 | 11.52 | 11.30 | 11.58 | 11.43 | 11.65 | 11.30 | 11.50 | 11.36 | 11.64 |
| 16 | 11.32 | 11.43 | 11.19 | 11.40 | 11.18 | 11.45 | 11.31 | 11.53 | 11.18 | 11.38 | 11.24 | 11.52 |
| 17 | 11.18 | 11.23 | 11.00 | 11.21 | 10.98 | 11.31 | 11.11 | 11.33 | 10.98 | 11.18 | 11.04 | 11.37 |
| 18 | 11.12 | 11.23 | 11.00 | 11.20 | 10.98 | 11.30 | 11.11 | 11.33 | 10.98 | 11.18 | 11.04 | 11.38 |
| 19 | | | | | | | | | | | | |
| 20 | | | | | | | | | | | | |
| 21 | 10.92 | 11.08 | 10.80 | 11.00 | 10.78 | 11.13 | 10.91 | 11.13 | 10.78 | 11.03 | 10.84 | 11.21 |
| 22 | 10.97 | 11.13 | 10.85 | 10.98 | 10.83 | 11.20 | 10.96 | 11.18 | 10.83 | 11.11 | 10.89 | 11.31 |
| 23 | | | | | | | | | | | | |
| 24 | | | | | | | | | | | | |
| 25 | | | | | | | | | | | | |
| 26 | | | | | | | | | | | | |
| 27 | | | | | | | | | | | | |
| 28 | 10.65 | 10.81 | 10.53 | 10.70 | 10.53 | 10.93 | 10.64 | 10.96 | 10.56 | 10.86 | 10.59 | 11.03 |
| 29 | 10.69 | 10.90 | 10.57 | 10.74 | 10.61 | 11.01 | 10.70 | 11.00 | 10.60 | 10.90 | 10.63 | 11.09 |
| 30 | 10.79 | 10.96 | 10.63 | 10.80 | 10.67 | 11.03 | 10.78 | 11.06 | 10.66 | 11.01 | 10.72 | 11.13 |

| | | | | | | |
|--------|---------|---------|---------|---------|---------------|---------|
| Mo Avg | 11.2203 | 11.1343 | 11.1386 | 11.2668 | 11.1394 | 11.2674 |
| | | | | | State average | 11.1869 |

Prepared by Iowa Department of Agriculture and Land Stewardship
Agricultural Marketing Bureau, Des Moines, Iowa

IOWA DAILY SOYBEAN RANGES FOR OCTOBER 2011

| | NW - I | | NC - II | | NE - III | | SW - IV | | SC - V | | SE - VI | |
|-----------|---------|-------|---------|-------|----------|-------|---------|-------|---------------|-------|---------|-------|
| | LOW | HIGH | LOW | HIGH | LOW | HIGH | LOW | HIGH | LOW | HIGH | LOW | HIGH |
| 1 | | | | | | | | | | | | |
| 2 | | | | | | | | | | | | |
| 3 | 10.97 | 11.19 | 10.92 | 11.03 | 10.73 | 11.00 | 10.72 | 11.00 | 10.97 | 11.00 | 10.98 | 11.21 |
| 4 | 10.80 | 11.02 | 10.74 | 10.85 | 10.55 | 10.87 | 10.60 | 10.81 | 10.77 | 10.83 | 10.78 | 11.07 |
| 5 | 10.84 | 10.94 | 10.79 | 10.89 | 10.59 | 10.91 | 10.64 | 10.85 | 10.84 | 10.87 | 10.84 | 11.31 |
| 6 | 10.84 | 10.94 | 10.79 | 10.89 | 10.59 | 10.94 | 10.64 | 10.83 | 10.84 | 10.87 | 10.84 | 11.31 |
| 7 | 10.78 | 10.88 | 10.73 | 10.88 | 10.53 | 10.96 | 10.58 | 10.77 | 10.78 | 10.81 | 10.78 | 11.17 |
| 8 | | | | | | | | | | | | |
| 9 | | | | | | | | | | | | |
| 10 | 10.97 | 11.08 | 10.92 | 11.03 | 10.84 | 11.21 | 10.82 | 10.96 | 10.98 | 11.00 | 10.98 | 11.35 |
| 11 | 11.57 | 11.68 | 11.50 | 11.61 | 11.45 | 11.80 | 11.40 | 11.58 | 11.55 | 11.60 | 11.56 | 11.94 |
| 12 | 11.59 | 11.70 | 11.54 | 11.65 | 11.49 | 11.88 | 11.46 | 11.63 | 11.59 | 11.65 | 11.60 | 12.02 |
| 13 | 11.77 | 11.87 | 11.72 | 11.92 | 11.73 | 12.14 | 11.64 | 11.85 | 11.77 | 11.85 | 11.77 | 12.22 |
| 14 | 11.95 | 12.00 | 11.85 | 12.05 | 11.87 | 12.26 | 11.80 | 12.05 | 11.90 | 11.98 | 11.95 | 12.38 |
| 15 | | | | | | | | | | | | |
| 16 | | | | | | | | | | | | |
| 17 | 11.78 | 11.88 | 11.68 | 11.88 | 11.72 | 12.17 | 11.66 | 11.88 | 11.77 | 11.93 | 11.78 | 12.21 |
| 18 | 11.78 | 11.86 | 11.66 | 11.86 | 11.70 | 12.13 | 11.65 | 11.91 | 11.79 | 11.91 | 11.81 | 12.26 |
| 19 | 11.52 | 11.65 | 11.40 | 11.60 | 11.50 | 11.91 | 11.50 | 11.65 | 11.54 | 11.65 | 11.60 | 11.97 |
| 20 | 11.55 | 11.70 | 11.40 | 11.60 | 11.47 | 11.91 | 11.50 | 11.78 | 11.54 | 11.65 | 11.60 | 11.96 |
| 21 | 11.42 | 11.57 | 11.27 | 11.57 | 11.34 | 11.72 | 11.40 | 11.72 | 11.41 | 11.50 | 11.47 | 11.79 |
| 22 | | | | | | | | | | | | |
| 23 | | | | | | | | | | | | |
| 24 | 11.56 | 11.72 | 11.42 | 11.67 | 11.49 | 11.81 | 11.59 | 11.87 | 11.61 | 11.65 | 11.62 | 11.94 |
| 25 | 11.55 | 11.71 | 11.41 | 11.66 | 11.54 | 11.84 | 11.58 | 11.86 | 11.60 | 11.66 | 11.63 | 11.93 |
| 26 | 11.40 | 11.58 | 11.40 | 11.51 | 11.39 | 11.64 | 11.46 | 11.71 | 11.45 | 11.56 | 11.48 | 11.74 |
| 27 | 11.73 | 11.80 | 11.64 | 11.75 | 11.63 | 11.84 | 11.72 | 11.95 | 11.70 | 11.80 | 11.72 | 11.98 |
| 28 | 11.55 | 11.67 | 11.47 | 11.58 | 11.45 | 11.65 | 11.54 | 11.72 | 11.52 | 11.62 | 11.54 | 11.80 |
| 29 | | | | | | | | | | | | |
| 30 | | | | | | | | | | | | |
| 31 | 11.45 | 11.63 | 11.37 | 11.52 | 11.36 | 11.65 | 11.44 | 11.67 | 11.44 | 11.57 | 11.45 | 11.70 |
| Mo Avg | 11.4573 | | 11.4113 | | 11.4285 | | 11.4130 | | 11.4295 | | 11.5941 | |
| | | | | | | | | | State average | | 11.4466 | |

Prepared by Iowa Department of Agriculture and Land Stewardship
Agricultural Marketing Bureau, Des Moines, Iowa

IOWA DAILY SOYBEAN RANGES FOR SEPTEMBER 2011

| | NW - I | | NC - II | | NE - III | | SW - IV | | SC - V | | SE - VI | |
|-----------|---------|-------|---------|-------|----------|-------|---------|-------|---------------|-------|---------|-------|
| | LOW | HIGH | LOW | HIGH | LOW | HIGH | LOW | HIGH | LOW | HIGH | LOW | HIGH |
| 1 | 13.52 | 13.70 | 13.49 | 13.70 | 13.38 | 13.59 | 13.49 | 13.79 | 13.56 | 13.75 | 13.54 | 13.67 |
| 2 | 13.64 | 13.81 | 13.61 | 13.88 | 13.48 | 13.70 | 13.56 | 13.91 | 13.67 | 13.86 | 13.57 | 13.79 |
| 3 | | | | | | | | | | | | |
| 4 | | | | | | | | | | | | |
| 5 | | | | | | | | | | | | |
| 6 | 13.40 | 13.58 | 13.37 | 13.58 | 13.26 | 13.45 | 13.43 | 13.62 | 13.42 | 13.63 | 13.40 | 13.53 |
| 7 | 13.39 | 13.56 | 13.36 | 13.56 | 13.19 | 13.43 | 13.35 | 13.61 | 13.40 | 13.56 | 13.35 | 13.49 |
| 8 | 13.36 | 13.53 | 13.33 | 13.53 | 13.13 | 13.46 | 13.32 | 13.58 | 13.41 | 13.48 | 13.36 | 13.47 |
| 9 | 13.45 | 13.59 | 13.42 | 13.62 | 13.25 | 13.59 | 13.41 | 13.67 | 13.47 | 13.57 | 13.46 | 13.56 |
| 10 | | | | | | | | | | | | |
| 11 | | | | | | | | | | | | |
| 12 | 13.14 | 13.28 | 13.11 | 13.51 | 12.89 | 13.29 | 13.10 | 13.36 | 13.16 | 13.26 | 13.15 | 13.25 |
| 13 | 13.10 | 13.24 | 13.07 | 13.27 | 12.80 | 13.24 | 13.06 | 13.32 | 13.12 | 13.20 | 13.06 | 13.25 |
| 14 | 13.01 | 13.15 | 12.98 | 13.13 | 12.71 | 13.15 | 12.97 | 13.23 | 13.02 | 13.10 | 12.98 | 13.13 |
| 15 | 12.77 | 12.91 | 12.74 | 13.00 | 12.61 | 12.91 | 12.73 | 12.94 | 12.79 | 12.86 | 12.75 | 12.85 |
| 16 | 12.73 | 12.87 | 12.71 | 12.86 | 12.50 | 12.88 | 12.70 | 12.91 | 12.75 | 12.83 | 12.70 | 12.81 |
| 17 | | | | | | | | | | | | |
| 18 | | | | | | | | | | | | |
| 19 | 12.54 | 12.68 | 12.50 | 12.66 | 12.31 | 12.69 | 12.55 | 12.72 | 12.56 | 12.63 | 12.50 | 12.62 |
| 20 | 12.56 | 12.68 | 12.53 | 12.68 | 12.33 | 12.61 | 12.47 | 12.78 | 12.58 | 12.65 | 12.52 | 12.69 |
| 21 | 12.38 | 12.51 | 12.35 | 12.51 | 12.16 | 12.43 | 12.30 | 12.70 | 12.40 | 12.48 | 12.39 | 12.51 |
| 22 | 12.01 | 12.13 | 11.98 | 12.08 | 11.78 | 12.06 | 11.92 | 12.28 | 12.03 | 12.10 | 12.02 | 12.12 |
| 23 | 11.76 | 11.88 | 11.73 | 11.83 | 11.53 | 11.81 | 11.67 | 11.93 | 11.78 | 11.85 | 11.78 | 11.84 |
| 24 | | | | | | | | | | | | |
| 25 | | | | | | | | | | | | |
| 26 | 11.78 | 11.90 | 11.75 | 11.85 | 11.55 | 11.82 | 11.69 | 11.90 | 11.80 | 11.87 | 11.80 | 11.89 |
| 27 | 11.81 | 11.93 | 11.78 | 11.88 | 11.58 | 11.86 | 11.72 | 11.93 | 11.82 | 11.90 | 11.83 | 11.92 |
| 28 | 11.41 | 11.54 | 11.38 | 11.49 | 11.19 | 11.46 | 11.33 | 11.53 | 11.43 | 11.51 | 11.42 | 11.51 |
| 29 | | | | | | | | | | | | |
| 30 | | | | | | | | | | | | |
| 31 | | | | | | | | | | | | |
| Mo Avg | 12.6659 | | 12.6480 | | 12.5243 | | 12.6579 | | 12.6465 | | 12.6320 | |
| | | | | | | | | | State average | | 12.6349 | |

Prepared by Iowa Department of Agriculture and Land Stewardship
Agricultural Marketing Bureau, Des Moines, Iowa

IOWA STATE AVERAGE CORN PRICES FOR APRIL 2011

| | NW - I | NC - II | NE - III | SW - IV | SC - V | SE - VI | State Average |
|-----------|--------|---------|----------|---------|--------|---------|---------------|
| 1 | 6.9886 | 6.9470 | 6.9350 | 6.9414 | 6.9771 | 7.0157 | 6.9623 |
| 2 | | | | | | | |
| 3 | | | | | | | |
| 4 | 7.2286 | 7.1880 | 7.1722 | 7.1871 | 7.2186 | 7.2543 | 7.2028 |
| 5 | 7.2986 | 7.2550 | 7.2488 | 7.2629 | 7.2943 | 7.3243 | 7.2741 |
| 6 | 7.2586 | 7.2140 | 7.2063 | 7.2243 | 7.2543 | 7.2843 | 7.2335 |
| 7 | 7.2357 | 7.1840 | 7.1667 | 7.1843 | 7.2143 | 7.2514 | 7.2007 |
| 8 | 7.3143 | 7.2680 | 7.2486 | 7.2771 | 7.3086 | 7.3557 | 7.2877 |
| 9 | | | | | | | |
| 10 | | | | | | | |
| 11 | 7.3943 | 7.3480 | 7.3538 | 7.3600 | 7.3886 | 7.4571 | 7.3749 |
| 12 | 7.1571 | 7.1160 | 7.1267 | 7.1371 | 7.1557 | 7.2417 | 7.1458 |
| 13 | 7.1886 | 7.1510 | 7.1589 | 7.1771 | 7.1900 | 7.2500 | 7.1771 |
| 14 | 7.1743 | 7.1370 | 7.1400 | 7.1743 | 7.1729 | 7.2400 | 7.1637 |
| 15 | 7.0586 | 7.0180 | 7.0300 | 7.0629 | 7.0529 | 7.1186 | 7.0473 |
| 16 | | | | | | | |
| 17 | | | | | | | |
| 18 | 7.1629 | 7.1230 | 7.1288 | 7.1657 | 7.1800 | 7.2357 | 7.1543 |
| 19 | 7.1343 | 7.0950 | 7.1063 | 7.1371 | 7.1614 | 7.2100 | 7.1282 |
| 20 | 6.9729 | 6.9390 | 6.9338 | 6.9886 | 7.0014 | 7.0571 | 6.9693 |
| 21 | 7.0143 | 6.9780 | 7.0044 | 7.0414 | 7.0386 | 7.0971 | 7.0157 |
| 22 | | | | | | | |
| 23 | | | | | | | |
| 24 | | | | | | | |
| 25 | 7.2686 | 7.2390 | 7.2513 | 7.3000 | 7.3057 | 7.3671 | 7.2745 |
| 26 | 7.3086 | 7.2760 | 7.2922 | 7.3500 | 7.3414 | 7.4229 | 7.3163 |
| 27 | 7.1900 | 7.1389 | 7.1456 | 7.2143 | 7.2000 | 7.2857 | 7.1806 |
| 28 | 6.8957 | 6.8450 | 6.8656 | 6.9200 | 6.9229 | 6.9857 | 6.8897 |
| 29 | 7.1800 | 7.1370 | 7.1589 | 7.2186 | 7.1783 | 7.2657 | 7.1767 |
| 30 | | | | | | | |
| Mo Avg | 7.1712 | 7.1298 | 7.1337 | 7.1662 | 7.1778 | 7.2360 | 7.1587 |

Prepared by Iowa Department of Agriculture and Land Stewardship
Agricultural Marketing Bureau, Des Moines, Iowa

IOWA STATE AVERAGE CORN PRICES FOR AUGUST 2011

| | NW - I | NC - II | NE - III | SW - IV | SC - V | SE - VI | State Average |
|---------------|--------|---------|----------|---------|--------|---------|---------------|
| 1 | 7.0500 | 6.9963 | 6.9389 | 6.9829 | 6.9671 | 6.9600 | 6.9874 |
| 2 | 7.3514 | 7.2830 | 7.2143 | 7.2543 | 7.2200 | 7.1929 | 7.2635 |
| 3 | 7.2914 | 7.2340 | 7.1425 | 7.1857 | 7.1657 | 7.1200 | 7.2032 |
| 4 | 7.1629 | 7.0960 | 6.9556 | 6.9757 | 6.9967 | 6.9786 | 7.0468 |
| 5 | 7.1543 | 7.0630 | 6.9463 | 6.9614 | 6.9714 | 6.9214 | 7.0221 |
| 6 | | | | | | | |
| 7 | | | | | | | |
| 8 | 6.9700 | 6.8740 | 6.7178 | 6.7729 | 6.8200 | 6.7443 | 6.8320 |
| 9 | 7.0071 | 6.9040 | 6.7422 | 6.7943 | 6.8486 | 6.8067 | 6.8650 |
| 10 | 6.9814 | 6.8830 | 6.7413 | 6.7771 | 6.8486 | 6.7643 | 6.8463 |
| 11 | 7.2157 | 7.0450 | 6.9443 | 7.0014 | 7.0571 | 6.9757 | 7.0451 |
| 12 | 7.1700 | 7.0130 | 6.9038 | 6.9686 | 7.0429 | 6.9571 | 7.0123 |
| 13 | | | | | | | |
| 14 | | | | | | | |
| 15 | 7.1957 | 7.0540 | 6.9525 | 6.9886 | 7.0757 | 7.0043 | 7.0495 |
| 16 | 7.2271 | 7.1170 | 6.9700 | 7.0600 | 7.0986 | 7.0900 | 7.0995 |
| 17 | 7.1843 | 7.0522 | 6.9438 | 7.0214 | 7.0457 | 7.0333 | 7.0502 |
| 18 | 7.0257 | 6.9170 | 6.8050 | 6.8633 | 6.9129 | 6.9033 | 6.9084 |
| 19 | 7.1386 | 7.0270 | 6.8957 | 7.0000 | 7.0300 | 7.0233 | 7.0206 |
| 20 | | | | | | | |
| 21 | | | | | | | |
| 22 | 7.2171 | 7.1080 | 7.0544 | 7.0886 | 7.1157 | 7.1400 | 7.1199 |
| 23 | 7.2986 | 7.1840 | 7.1413 | 7.1814 | 7.2014 | 7.2217 | 7.2022 |
| 24 | 7.2571 | 7.1810 | 7.1500 | 7.1871 | 7.2214 | 7.2400 | 7.2002 |
| 25 | 7.2486 | 7.1700 | 7.1450 | 7.1614 | 7.1971 | 7.2233 | 7.1870 |
| 26 | 7.4429 | 7.3620 | 7.3733 | 7.3029 | 7.3300 | 7.4333 | 7.3764 |
| 27 | | | | | | | |
| 28 | | | | | | | |
| 29 | 7.4671 | 7.3840 | 7.4063 | 7.3343 | 7.4043 | 7.4867 | 7.4101 |
| 30 | 7.5000 | 7.4400 | 7.4388 | 7.3986 | 7.4629 | 7.5650 | 7.4620 |
| 31 | 7.4200 | 7.3600 | 7.3950 | 7.3186 | 7.3914 | 7.4867 | 7.3891 |
| Mo Avg | 7.2164 | 7.1195 | 7.0399 | 7.0687 | 7.1054 | 7.0988 | 7.1130 |

Prepared by Iowa Department of Agriculture and Land Stewardship
Agricultural Marketing Bureau, Des Moines, Iowa

IOWA STATE AVERAGE CORN PRICES FOR DECEMBER 2011

| | NW - I | NC - II | NE - III | SW - IV | SC - V | SE - VI | State Average |
|-----------|--------|---------|----------|---------|--------|---------|---------------|
| 1 | 5.8057 | 5.7340 | 5.6863 | 5.8014 | 5.7814 | 5.7729 | 5.7551 |
| 2 | 5.7414 | 5.6700 | 5.6150 | 5.7386 | 5.7186 | 5.6857 | 5.6873 |
| 3 | | | | | | | |
| 4 | | | | | | | |
| 5 | 5.7100 | 5.6310 | 5.5813 | 5.7114 | 5.6650 | 5.6514 | 5.6512 |
| 6 | 5.7643 | 5.6900 | 5.6413 | 5.7714 | 5.8800 | 5.7214 | 5.7247 |
| 7 | 5.7343 | 5.6530 | 5.6050 | 5.7414 | 5.7086 | 5.6883 | 5.6785 |
| 8 | 5.8100 | 5.7270 | 5.6788 | 5.8114 | 5.7757 | 5.7643 | 5.7519 |
| 9 | 5.7529 | 5.6660 | 5.5911 | 5.7486 | 5.7086 | 5.6957 | 5.6854 |
| 10 | | | | | | | |
| 11 | | | | | | | |
| 12 | 5.7529 | 5.6690 | 5.6075 | 5.7471 | 5.7086 | 5.6986 | 5.6893 |
| 13 | 5.7629 | 5.6780 | 5.6100 | 5.7529 | 5.7157 | 5.7014 | 5.6961 |
| 14 | 5.6300 | 5.5460 | 5.4821 | 5.6114 | 5.5786 | 5.5614 | 5.5621 |
| 15 | 5.6143 | 5.5270 | 5.4563 | 5.5914 | 5.5600 | 5.5443 | 5.5427 |
| 16 | 5.6543 | 5.5690 | 5.4938 | 5.6314 | 5.6000 | 5.5750 | 5.5818 |
| 17 | | | | | | | |
| 18 | | | | | | | |
| 19 | 5.8343 | 5.7460 | 5.6800 | 5.8100 | 5.7557 | 5.7429 | 5.7581 |
| 20 | 5.8943 | 5.8050 | 5.7178 | 5.8771 | 5.7971 | 5.7786 | 5.8104 |
| 21 | 5.9800 | 5.9030 | 5.8200 | 5.9457 | 5.8843 | 5.8600 | 5.9006 |
| 22 | 5.9871 | 5.9150 | 5.8225 | 5.9300 | 5.9071 | 5.8743 | 5.9081 |
| 23 | 6.0071 | 5.9370 | 5.8388 | 5.9514 | 5.9329 | 5.9017 | 5.9296 |
| 24 | | | | | | | |
| 25 | | | | | | | |
| 26 | | | | | | | |
| 27 | 6.1386 | 6.0700 | 5.9822 | 6.0714 | 6.0557 | 6.0186 | 6.0598 |
| 28 | 6.2286 | 6.1630 | 6.0744 | 6.1543 | 6.1471 | 6.1200 | 6.1518 |
| 29 | 6.1871 | 6.1190 | 6.0688 | 6.1029 | 6.0971 | 6.0757 | 6.1133 |
| 30 | 6.2686 | 6.2020 | 6.1525 | 6.1900 | 6.1800 | 6.1600 | 6.1968 |
| 31 | | | | | | | |
| Mo Avg | 5.8695 | 5.7914 | 5.7241 | 5.8424 | 5.8170 | 5.7901 | 5.8016 |

Prepared by Iowa Department of Agriculture and Land Stewardship
Agricultural Marketing Bureau, Des Moines, Iowa

IOWA STATE AVERAGE CORN PRICES FOR FEBRUARY 2011

| | NW - I | NC - II | NE - III | SW - IV | SC - V | SE - VI | State Average |
|-----------|--------|---------|----------|---------|--------|---------|---------------|
| 1 | 6.2800 | 6.2570 | 6.2744 | 6.2443 | 6.2929 | 6.3760 | 6.2797 |
| 2 | 6.3100 | 6.2920 | 6.2975 | 6.2714 | 6.3314 | 6.4200 | 6.3122 |
| 3 | 6.2414 | 6.2350 | 6.2567 | 6.2186 | 6.2686 | 6.3257 | 6.2515 |
| 4 | 6.4071 | 6.3940 | 6.4188 | 6.3700 | 6.3917 | 6.4786 | 6.4074 |
| 5 | | | | | | | |
| 6 | | | | | | | |
| 7 | 6.3800 | 6.3600 | 6.3600 | 6.3429 | 6.4029 | 6.4443 | 6.3752 |
| 8 | 6.3700 | 6.3522 | 6.3589 | 6.3357 | 6.3929 | 6.4343 | 6.3678 |
| 9 | 6.6129 | 6.5920 | 6.5725 | 6.5833 | 6.6267 | 6.6717 | 6.6038 |
| 10 | 6.6171 | 6.5986 | 6.5622 | 6.5743 | 6.6329 | 6.6357 | 6.6002 |
| 11 | 6.6971 | 6.6810 | 6.6300 | 6.6529 | 6.6683 | 6.7071 | 6.6738 |
| 12 | | | | | | | |
| 13 | | | | | | | |
| 14 | 6.5943 | 6.5750 | 6.5389 | 6.5486 | 6.6057 | 6.6057 | 6.5754 |
| 15 | 6.5357 | 6.5244 | 6.4900 | 6.4943 | 6.5600 | 6.5533 | 6.5235 |
| 16 | 6.5471 | 6.5260 | 6.4975 | 6.4986 | 6.5629 | 6.5717 | 6.5302 |
| 17 | 6.7743 | 6.7500 | 6.7225 | 6.7243 | 6.7857 | 6.7686 | 6.7518 |
| 18 | 6.7443 | 6.7200 | 6.6933 | 6.6943 | 6.7629 | 6.7286 | 6.7214 |
| 19 | | | | | | | |
| 20 | | | | | | | |
| 21 | | | | | | | |
| 22 | 6.4229 | 6.4089 | 6.4100 | 6.3986 | 6.3771 | 6.4200 | 6.4088 |
| 23 | 6.5729 | 6.5389 | 6.5213 | 6.5257 | 6.5767 | 6.5657 | 6.5467 |
| 24 | 6.5229 | 6.4856 | 6.5113 | 6.4843 | 6.5500 | 6.5229 | 6.5063 |
| 25 | 6.7814 | 6.7470 | 6.7733 | 6.7371 | 6.8057 | 6.8071 | 6.7685 |
| 26 | | | | | | | |
| 27 | | | | | | | |
| 28 | 6.8786 | 6.8480 | 6.8575 | 6.8400 | 6.8767 | 6.8929 | 6.8618 |
| | | | | | | | |
| Mo Avg | 6.5416 | 6.5203 | 6.5130 | 6.5021 | 6.5511 | 6.5753 | 6.5298 |

Prepared by Iowa Department of Agriculture and Land Stewardship

IOWA STATE AVERAGE CORN PRICES FOR JANUARY 2011

| | NW - I | NC - II | NE - III | SW - IV | SC - V | SE - VI | State Average |
|-----------|--------|---------|----------|---------|--------|---------|---------------|
| 1 | | | | | | | |
| 2 | | | | | | | |
| 3 | 5.8229 | 5.8230 | 5.7867 | 5.7957 | 5.8514 | 5.8871 | 5.8237 |
| 4 | 5.7071 | 5.7030 | 5.6633 | 5.6657 | 5.7357 | 5.7714 | 5.7036 |
| 5 | 5.8171 | 5.8060 | 5.7775 | 5.7729 | 5.8457 | 5.8729 | 5.8106 |
| 6 | 5.6471 | 5.6360 | 5.6022 | 5.6029 | 5.6686 | 5.6829 | 5.6367 |
| 7 | 5.5771 | 5.5660 | 5.5222 | 5.5314 | 5.5986 | 5.6114 | 5.5647 |
| 8 | | | | | | | |
| 9 | | | | | | | |
| 10 | 5.6971 | 5.6860 | 5.6763 | 5.6514 | 5.7186 | 5.7300 | 5.6902 |
| 11 | 5.6971 | 5.6830 | 5.6775 | 5.6514 | 5.7186 | 5.7357 | 5.6901 |
| 12 | 5.9243 | 5.9000 | 5.9000 | 5.8657 | 5.9314 | 5.9729 | 5.9115 |
| 13 | 6.0329 | 6.0150 | 6.0288 | 5.9857 | 6.0271 | 6.0886 | 6.0267 |
| 14 | 6.1000 | 6.0740 | 6.0789 | 6.0486 | 6.0929 | 6.1529 | 6.0873 |
| 15 | | | | | | | |
| 16 | | | | | | | |
| 17 | | | | | | | |
| 18 | 6.1929 | 6.1790 | 6.1644 | 6.1557 | 6.2000 | 6.2500 | 6.1864 |
| 19 | 6.0086 | 5.9820 | 5.9850 | 5.9700 | 6.0129 | 6.0643 | 5.9981 |
| 20 | 6.1386 | 6.1110 | 6.1063 | 6.0986 | 6.1457 | 6.1843 | 6.1252 |
| 21 | 6.1686 | 6.1400 | 6.1489 | 6.1243 | 6.1786 | 6.2129 | 6.1566 |
| 22 | | | | | | | |
| 23 | | | | | | | |
| 24 | 6.1471 | 6.1220 | 6.1413 | 6.1043 | 6.1586 | 6.2100 | 6.1411 |
| 25 | 6.0429 | 6.0140 | 6.0488 | 5.9971 | 6.0367 | 6.1157 | 6.0369 |
| 26 | 6.1829 | 6.1560 | 6.1789 | 6.1329 | 6.1914 | 6.2443 | 6.1753 |
| 27 | 6.1129 | 6.0867 | 6.1175 | 6.0643 | 6.1229 | 6.1757 | 6.1075 |
| 28 | 6.0486 | 6.0240 | 6.0478 | 6.0086 | 6.0729 | 6.1043 | 6.0442 |
| 29 | | | | | | | |
| 30 | | | | | | | |
| 31 | 6.2057 | 6.1920 | 6.2044 | 6.1643 | 6.2271 | 6.2614 | 6.2045 |
| Mo Avg | 5.9636 | 5.9449 | 5.9428 | 5.9196 | 5.9768 | 6.0164 | 5.9560 |

Prepared by Iowa Department of Agriculture and Land Stewardship
Agricultural Marketing Bureau, Des Moines, Iowa

IOWA STATE AVERAGE CORN PRICES FOR July 2011

| | NW - I | NC - II | NE - III | SW - IV | SC - V | SE - VI | State Average |
|-----------|--------|---------|----------|---------|--------|---------|---------------|
| 1 | 6.1214 | 6.0870 | 6.0650 | 5.9980 | 6.1217 | 6.1414 | 6.0881 |
| 2 | | | | | | | |
| 3 | | | | | | | |
| 4 | | | | | | | |
| 5 | 6.2771 | 6.2780 | 6.3000 | 6.2291 | 6.3586 | 6.3986 | 6.2972 |
| 6 | 6.2443 | 6.2290 | 6.2486 | 6.1986 | 6.3000 | 6.3371 | 6.2504 |
| 7 | 6.3529 | 6.3060 | 6.3288 | 6.2971 | 6.4057 | 6.3957 | 6.3363 |
| 8 | 6.5329 | 6.4870 | 6.4900 | 6.4957 | 6.5757 | 6.5657 | 6.5136 |
| 9 | | | | | | | |
| 10 | | | | | | | |
| 11 | 6.5500 | 6.5220 | 6.5071 | 6.5143 | 6.6271 | 6.5814 | 6.5397 |
| 12 | 6.7829 | 6.7590 | 6.7656 | 6.7614 | 6.8157 | 6.8100 | 6.7756 |
| 13 | 7.0171 | 7.0060 | 6.9867 | 7.0014 | 6.9843 | 7.0400 | 7.0062 |
| 14 | 7.0757 | 7.0510 | 7.0238 | 7.0457 | 7.0200 | 7.0657 | 7.0490 |
| 15 | 7.1800 | 7.1640 | 7.1263 | 7.1586 | 7.1271 | 7.1600 | 7.1560 |
| 16 | | | | | | | |
| 17 | | | | | | | |
| 18 | 7.1414 | 7.1250 | 7.0888 | 7.1129 | 7.0900 | 7.1157 | 7.1161 |
| 19 | 7.1857 | 7.1550 | 7.1425 | 7.1271 | 7.0957 | 7.1886 | 7.1536 |
| 20 | 7.0943 | 7.0690 | 7.0363 | 7.0414 | 6.9957 | 7.0886 | 7.0604 |
| 21 | 7.0214 | 6.9780 | 6.9578 | 6.9643 | 6.9057 | 6.9657 | 6.9726 |
| 22 | 7.1343 | 7.0910 | 7.0700 | 7.0686 | 7.0157 | 7.0760 | 7.0838 |
| 23 | | | | | | | |
| 24 | | | | | | | |
| 25 | 7.0257 | 6.9910 | 6.9456 | 6.9700 | 6.9543 | 6.9457 | 6.9782 |
| 26 | 7.1271 | 7.1020 | 7.0500 | 7.0800 | 7.0786 | 7.0614 | 7.0880 |
| 27 | 7.1457 | 7.1110 | 7.0613 | 7.0986 | 7.0957 | 7.0686 | 7.1007 |
| 28 | 7.0543 | 7.0089 | 6.9688 | 7.0029 | 6.9986 | 6.9771 | 7.0045 |
| 29 | 6.8800 | 6.8470 | 6.8100 | 6.8300 | 6.8357 | 6.8057 | 6.8385 |
| 30 | | | | | | | |
| 31 | | | | | | | |
| Mo Avg | 6.8472 | 6.8183 | 6.7986 | 6.7998 | 6.8201 | 6.8394 | 6.8204 |

Prepared by Iowa Department of Agriculture and Land Stewardship
 Agricultural Marketing Bureau, Des Moines, Iowa

IOWA STATE AVERAGE CORN PRICES FOR JUNE 2011

| | NW - I | NC - II | NE - III | SW - IV | SC - V | SE - VI | State Average |
|-----------|--------|---------|----------|---------|--------|---------|---------------|
| 1 | 7.3514 | 7.3420 | 7.3600 | 7.3557 | 7.4171 | 7.4614 | 7.3691 |
| 2 | 7.4343 | 7.4340 | 7.4033 | 7.4229 | 7.5129 | 7.5314 | 7.4460 |
| 3 | 7.2986 | 7.3140 | 7.2678 | 7.2943 | 7.3900 | 7.3986 | 7.3179 |
| 4 | | | | | | | |
| 5 | | | | | | | |
| 6 | 7.0943 | 7.0960 | 7.0378 | 7.0743 | 7.1714 | 7.1700 | 7.0987 |
| 7 | 7.1543 | 7.1500 | 7.0878 | 7.1171 | 7.2314 | 7.2171 | 7.1514 |
| 8 | 7.4443 | 7.4260 | 7.3688 | 7.3929 | 7.5057 | 7.5000 | 7.4313 |
| 9 | 7.6457 | 7.6400 | 7.6044 | 7.6000 | 7.7143 | 7.7029 | 7.6442 |
| 10 | 7.6643 | 7.6500 | 7.6113 | 7.6086 | 7.7186 | 7.7014 | 7.6531 |
| 11 | | | | | | | |
| 12 | | | | | | | |
| 13 | 7.6100 | 7.6180 | 7.5722 | 7.5586 | 7.6543 | 7.6629 | 7.6103 |
| 14 | 7.3400 | 7.3580 | 7.3063 | 7.3114 | 7.3757 | 7.3843 | 7.3453 |
| 15 | 7.0514 | 7.0630 | 7.0063 | 7.0200 | 7.0800 | 7.1243 | 7.0550 |
| 16 | 6.8071 | 6.8120 | 6.7663 | 6.7586 | 6.7971 | 6.8771 | 6.8035 |
| 17 | 6.7957 | 6.8040 | 6.7489 | 6.7471 | 6.8371 | 6.8686 | 6.7971 |
| 18 | | | | | | | |
| 19 | | | | | | | |
| 20 | 6.7971 | 6.8130 | 6.7700 | 6.7671 | 6.8443 | 6.8686 | 6.8069 |
| 21 | 6.8886 | 6.8870 | 6.8413 | 6.8543 | 6.9117 | 6.9429 | 6.8844 |
| 22 | 6.5829 | 6.5820 | 6.5433 | 6.5400 | 6.5857 | 6.6400 | 6.5778 |
| 23 | 6.6371 | 6.6270 | 6.5878 | 6.5971 | 6.6786 | 6.6586 | 6.6269 |
| 24 | 6.5357 | 6.5230 | 6.4867 | 6.5043 | 6.5743 | 6.5714 | 6.5271 |
| 25 | | | | | | | |
| 26 | | | | | | | |
| 27 | 6.4486 | 6.4320 | 6.3688 | 6.4300 | 6.4871 | 6.4843 | 6.4350 |
| 28 | 6.6400 | 6.6760 | 6.6438 | 6.6529 | 6.7357 | 6.7271 | 6.6729 |
| 29 | 6.8029 | 6.7930 | 6.7288 | 6.7871 | 6.8371 | 6.8557 | 6.7945 |
| 30 | 6.2943 | 6.3788 | 6.4660 | 6.3267 | 6.1133 | 6.3950 | 6.3512 |
| | | | | | | | |
| Mo Avg | 7.0145 | 7.0190 | 6.9808 | 6.9873 | 7.0533 | 7.0793 | 7.0182 |

Prepared by Iowa Department of Agriculture and Land Stewardship
Agricultural Marketing Bureau, Des Moines, Iowa

IOWA STATE AVERAGE CORN PRICES FOR MARCH 2011

| | NW - I | NC - II | NE - III | SW - IV | SC - V | SE - VI | State Average |
|-----------|--------|---------|----------|---------|--------|---------|------------------|
| 1 | 6.9214 | 6.8980 | 6.9063 | 6.9071 | 6.9543 | 6.9314 | 6.9134 |
| 2 | 6.7743 | 6.7580 | 6.7563 | 6.7300 | 6.8071 | 6.7986 | 6.7663 |
| 3 | 6.9400 | 6.9080 | 6.9088 | 6.8800 | 6.9586 | 6.9529 | 6.9201 |
| 4 | 6.8443 | 6.8178 | 6.8200 | 6.7914 | 6.8429 | 6.8757 | 6.8287 |
| 5 | | | | | | | |
| 6 | | | | | | | |
| 7 | 6.7400 | 6.7100 | 6.7100 | 6.6829 | 6.7229 | 6.7614 | 6.7192 |
| 8 | 6.6186 | 6.6010 | 6.5978 | 6.5614 | 6.6043 | 6.6429 | 6.6040 |
| 9 | 6.5829 | 6.5520 | 6.5500 | 6.5286 | 6.5629 | 6.6071 | 6.5617 |
| 10 | 6.4071 | 6.3780 | 6.3678 | 6.3514 | 6.3857 | 6.4329 | 6.3853 |
| 11 | 6.2214 | 6.1880 | 6.1811 | 6.1486 | 6.1957 | 6.2471 | 6.1956 |
| 12 | | | | | | | |
| 13 | | | | | | | |
| 14 | 6.2471 | 6.2130 | 6.2044 | 6.1843 | 6.2157 | 6.2729 | 6.2213 |
| 15 | 5.9343 | 5.8789 | 5.8922 | 5.8843 | 5.8471 | 5.9600 | 5.8981 |
| 16 | 5.7686 | 5.7250 | 5.7367 | 5.6886 | 5.7400 | 5.8029 | 5.7407 |
| 17 | 6.0686 | 6.0270 | 6.0411 | 5.9900 | 6.0557 | 6.1014 | 6.0435 |
| 18 | 6.4357 | 6.3980 | 6.4022 | 6.3671 | 6.4257 | 6.4743 | 6.4130 |
| 19 | | | | | | | |
| 20 | | | | | | | |
| 21 | 6.4657 | 6.4280 | 6.4456 | 6.3971 | 6.4700 | 6.5143 | 6.4477 |
| 22 | 6.4729 | 6.4360 | 6.4544 | 6.4000 | 6.4729 | 6.5200 | 6.4544 |
| 23 | 6.4171 | 6.3770 | 6.4000 | 6.3429 | 6.4214 | 6.4743 | 6.3992 |
| 24 | 6.6257 | 6.5940 | 6.5822 | 6.5657 | 6.6386 | 6.6786 | 6.6081 |
| 25 | 6.4957 | 6.4640 | 6.4489 | 6.4371 | 6.5114 | 6.5543 | 6.4786 |
| 26 | | | | | | | |
| 27 | | | | | | | |
| 28 | 6.3186 | 6.2790 | 6.2486 | 6.2557 | 6.3243 | 6.3800 | 6.2939 |
| 29 | 6.3314 | 6.2940 | 6.2750 | 6.2729 | 6.3343 | 6.3886 | 6.3095 |
| 30 | 6.2386 | 6.2130 | 6.1878 | 6.1986 | 6.2500 | 6.2971 | 6.2246 |
| 31 | 6.5529 | 6.5089 | 6.5550 | 6.5086 | 6.5500 | 6.6229 | 6.5413 |
| | | | | | | | |
| Mo Avg | 6.4532 | 6.4194 | 6.4205 | 6.3945 | 6.4475 | 6.4909 | 6.4334 |

Prepared by Iowa Department of Agriculture and Land Stewardship
Agricultural Marketing Bureau, Des Moines, Iowa

IOWA STATE AVERAGE CORN PRICES FOR MAY 2011

| | NW - I | NC - II | NE - III | SW - IV | SC - V | SE - VI | State Average |
|-----------|--------|---------|----------|---------|--------|---------|------------------|
| 1 | | | | | | | |
| 2 | 6.9643 | 6.9370 | 6.9300 | 6.9914 | 6.9929 | 7.0471 | 6.9650 |
| 3 | 6.8771 | 6.8310 | 6.8100 | 6.8943 | 6.8914 | 6.9443 | 6.8617 |
| 4 | 6.9329 | 6.8940 | 6.8638 | 6.9600 | 6.9529 | 7.0057 | 6.9218 |
| 5 | 6.7371 | 6.6880 | 6.6588 | 6.7586 | 6.7557 | 6.8014 | 6.7193 |
| 6 | 6.5114 | 6.4620 | 6.4388 | 6.5329 | 6.5067 | 6.5800 | 6.4929 |
| 7 | | | | | | | |
| 8 | | | | | | | |
| 9 | 6.7257 | 6.6850 | 6.6625 | 6.7557 | 6.7529 | 6.7971 | 6.7159 |
| 10 | 6.7343 | 6.6870 | 6.6767 | 6.7571 | 6.7457 | 6.8143 | 6.7220 |
| 11 | 6.4371 | 6.3930 | 6.3889 | 6.4600 | 6.4557 | 6.5050 | 6.4267 |
| 12 | 6.4714 | 6.4360 | 6.4150 | 6.4914 | 6.5171 | 6.5700 | 6.4682 |
| 13 | 6.4971 | 6.4550 | 6.4600 | 6.5257 | 6.5414 | 6.6014 | 6.4965 |
| 14 | | | | | | | |
| 15 | | | | | | | |
| 16 | 6.6771 | 6.6190 | 6.6344 | 6.6971 | 6.7329 | 6.7671 | 6.6685 |
| 17 | 6.9186 | 6.8650 | 6.8633 | 6.9271 | 6.9586 | 7.0029 | 6.9059 |
| 18 | 7.2171 | 7.1670 | 7.1800 | 7.2286 | 7.2657 | 7.3071 | 7.2105 |
| 19 | 7.2086 | 7.1540 | 7.2022 | 7.2157 | 7.2500 | 7.2914 | 7.2036 |
| 20 | 7.3229 | 7.2800 | 7.3138 | 7.3243 | 7.3671 | 7.4243 | 7.3231 |
| 21 | | | | | | | |
| 22 | | | | | | | |
| 23 | 7.2771 | 7.2300 | 7.2756 | 7.2814 | 7.3143 | 7.3829 | 7.2775 |
| 24 | 7.0671 | 7.0280 | 7.0650 | 7.0714 | 7.1114 | 7.1814 | 7.0717 |
| 25 | 7.1614 | 7.1420 | 7.1589 | 7.1671 | 7.2186 | 7.2700 | 7.1731 |
| 26 | 7.1929 | 7.1890 | 7.1957 | 7.2100 | 7.2800 | 7.3043 | 7.2150 |
| 27 | 7.3229 | 7.3250 | 7.3400 | 7.3714 | 7.4100 | 7.4457 | 7.3545 |
| 28 | | | | | | | |
| 29 | | | | | | | |
| 30 | | | | | | | |
| 31 | 7.2386 | 7.2200 | 7.2456 | 7.2467 | 7.3043 | 7.3357 | 7.2518 |
| Mo Avg | 6.9282 | 6.8899 | 6.8942 | 6.9461 | 6.9679 | 7.0181 | 6.9260 |

Prepared by Iowa Department of Agriculture and Land Stewardship
Agricultural Marketing Bureau, Des Moines, Iowa

IOWA STATE AVERAGE CORN PRICES FOR NOVEMBER 2011

| | NW - I | NC - II | NE - III | SW - IV | SC - V | SE - VI | State Average |
|-----------|--------|---------|----------|---------|--------|---------|---------------|
| 1 | 6.2886 | 6.2510 | 6.2725 | 6.2686 | 6.2586 | 6.3571 | 6.2764 |
| 2 | 6.2014 | 6.1650 | 6.1825 | 6.1786 | 6.1686 | 6.2586 | 6.1872 |
| 3 | 6.2857 | 6.2530 | 6.2675 | 6.2786 | 6.2614 | 6.3457 | 6.2758 |
| 4 | 6.3129 | 6.2770 | 6.2900 | 6.3043 | 6.2829 | 6.3714 | 6.3003 |
| 5 | | | | | | | |
| 6 | | | | | | | |
| 7 | 6.2900 | 6.2500 | 6.2700 | 6.2914 | 6.2586 | 6.3329 | 6.2758 |
| 8 | 6.3643 | 6.3390 | 6.3057 | 6.3714 | 6.3500 | 6.4086 | 6.3508 |
| 9 | 6.3314 | 6.2930 | 6.2711 | 6.3343 | 6.3300 | 6.3671 | 6.3129 |
| 10 | 6.2371 | 6.1940 | 6.1711 | 6.2529 | 6.2386 | 6.2643 | 6.2168 |
| 11 | | | | | | | |
| 12 | | | | | | | |
| 13 | | | | | | | |
| 14 | 6.1314 | 6.0880 | 6.0625 | 6.1471 | 6.1214 | 6.1517 | 6.1087 |
| 15 | 6.2629 | 6.2160 | 6.1889 | 6.2671 | 6.2414 | 6.2571 | 6.2327 |
| 16 | 6.2400 | 6.1970 | 6.1644 | 6.2429 | 6.2257 | 6.2371 | 6.2116 |
| 17 | 5.9557 | 5.9160 | 5.8767 | 5.9629 | 5.9400 | 5.9586 | 5.9289 |
| 18 | 5.9200 | 5.8680 | 5.8311 | 5.9429 | 5.8957 | 5.9000 | 5.8858 |
| 19 | | | | | | | |
| 20 | | | | | | | |
| 21 | 5.7957 | 5.7470 | 5.7288 | 5.8200 | 5.7829 | 5.7814 | 5.7682 |
| 22 | 5.8200 | 5.7600 | 5.7375 | 5.8329 | 5.7857 | 5.8143 | 5.7839 |
| 23 | 5.7343 | 5.6590 | 5.6363 | 5.7343 | 5.6914 | 5.7157 | 5.6866 |
| 24 | | | | | | | |
| 25 | | | | | | | |
| 26 | | | | | | | |
| 27 | | | | | | | |
| 28 | 5.7629 | 5.7000 | 5.6738 | 5.7757 | 5.7357 | 5.7500 | 5.7245 |
| 29 | 5.8314 | 5.7700 | 5.7111 | 5.8471 | 5.8100 | 5.7871 | 5.7853 |
| 30 | 5.8643 | 5.7940 | 5.7433 | 5.8700 | 5.8429 | 5.8100 | 5.8128 |
| | | | | | | | |
| Mo Avg | 6.0858 | 6.0388 | 6.0202 | 6.0907 | 6.0643 | 6.0984 | 6.0592 |

Prepared by Iowa Department of Agriculture and Land Stewardship
Agricultural Marketing Bureau, Des Moines, Iowa

IOWA STATE AVERAGE CORN PRICES FOR OCTOBER 2011

| | NW - I | NC - II | NE - III | SW - IV | SC - V | SE - VI | State Average |
|-----------|--------|---------|----------|---------|--------|---------|---------------|
| 1 | | | | | | | |
| 2 | | | | | | | |
| 3 | 5.5486 | 5.5310 | 5.6450 | 5.5529 | 5.5229 | 5.6683 | 5.5714 |
| 4 | 5.5114 | 5.4880 | 5.6000 | 5.4986 | 5.4786 | 5.6267 | 5.5278 |
| 5 | 5.6800 | 5.6690 | 5.7850 | 5.6886 | 5.6771 | 5.8217 | 5.7116 |
| 6 | 5.6800 | 5.6690 | 5.8056 | 5.6814 | 5.6757 | 5.8333 | 5.7155 |
| 7 | 5.6443 | 5.6290 | 5.7888 | 5.6386 | 5.6257 | 5.7983 | 5.6795 |
| 8 | | | | | | | |
| 9 | | | | | | | |
| 10 | 5.7000 | 5.6870 | 5.8300 | 5.6857 | 5.6986 | 5.8500 | 5.7336 |
| 11 | 6.1100 | 6.0900 | 6.2038 | 6.0857 | 6.1143 | 6.2567 | 6.1340 |
| 12 | 6.0686 | 6.0540 | 6.1475 | 6.0471 | 6.1000 | 6.2250 | 6.0958 |
| 13 | 6.0457 | 6.0340 | 6.1200 | 6.0243 | 6.0429 | 6.2117 | 6.0712 |
| 14 | 6.0729 | 6.0630 | 6.1388 | 6.0557 | 6.0657 | 6.2333 | 6.0970 |
| 15 | | | | | | | |
| 16 | | | | | | | |
| 17 | 6.0857 | 6.0770 | 6.1363 | 6.0714 | 6.1043 | 6.2383 | 6.1094 |
| 18 | 6.1286 | 6.1120 | 6.1756 | 6.1343 | 6.1471 | 6.2783 | 6.1510 |
| 19 | 6.0771 | 6.0620 | 6.1238 | 6.0829 | 6.0957 | 6.2250 | 6.0998 |
| 20 | 6.1943 | 6.1820 | 6.2288 | 6.2000 | 6.1929 | 6.3333 | 6.2130 |
| 21 | 6.1957 | 6.1770 | 6.2325 | 6.1957 | 6.1900 | 6.3217 | 6.2101 |
| 22 | | | | | | | |
| 23 | | | | | | | |
| 24 | 6.2186 | 6.2030 | 6.2538 | 6.2143 | 6.2114 | 6.3400 | 6.2326 |
| 25 | 6.2229 | 6.2070 | 6.2575 | 6.2314 | 6.2171 | 6.3317 | 6.2368 |
| 26 | 6.0886 | 6.0700 | 6.1150 | 6.0914 | 6.0771 | 6.1933 | 6.0986 |
| 27 | 6.2371 | 6.2200 | 6.2563 | 6.2429 | 6.2271 | 6.3450 | 6.2472 |
| 28 | 6.2771 | 6.2500 | 6.2788 | 6.2771 | 6.2600 | 6.3733 | 6.2782 |
| 29 | | | | | | | |
| 30 | | | | | | | |
| 31 | 6.2071 | 6.1790 | 6.1988 | 6.2000 | 6.1857 | 6.2729 | 6.2014 |
| Mo Avg | 5.9997 | 5.9835 | 6.0629 | 5.9952 | 5.9957 | 6.1323 | 6.0198 |

Prepared by Iowa Department of Agriculture and Land Stewardship
 Agricultural Marketing Bureau, Des Moines, Iowa

IOWA STATE AVERAGE CORN PRICES FOR SEPTEMBER 2011

| | NW - I | NC - II | NE - III | SW - IV | SC - V | SE - VI | State Average |
|---------------|--------|---------|----------|---------|--------|---------|---------------|
| 1 | 7.0886 | 7.0530 | 7.0978 | 7.0443 | 7.1014 | 7.1167 | 7.0775 |
| 2 | 7.2886 | 7.2640 | 7.3063 | 7.2629 | 7.3143 | 7.3667 | 7.2918 |
| 3 | | | | | | | |
| 4 | | | | | | | |
| 5 | | | | | | | |
| 6 | 7.2357 | 7.2240 | 7.2578 | 7.1886 | 7.2743 | 7.3433 | 7.2461 |
| 7 | 7.1571 | 7.1250 | 7.1825 | 7.1086 | 7.1714 | 7.2650 | 7.1590 |
| 8 | 7.0086 | 6.9770 | 7.0433 | 6.9729 | 6.9967 | 7.1267 | 7.0126 |
| 9 | 7.0300 | 6.9960 | 7.0533 | 6.9857 | 7.0357 | 7.1417 | 7.0311 |
| 10 | | | | | | | |
| 11 | | | | | | | |
| 12 | 7.1171 | 7.0710 | 7.1556 | 7.0657 | 7.1257 | 7.2383 | 7.1173 |
| 13 | 6.8957 | 6.8490 | 6.9522 | 6.8443 | 6.8871 | 7.0150 | 6.8970 |
| 14 | 6.8857 | 6.8560 | 6.9538 | 6.8500 | 6.8829 | 7.0317 | 6.9001 |
| 15 | 6.6457 | 6.6500 | 6.7238 | 6.6200 | 6.6429 | 6.7900 | 6.6741 |
| 16 | 6.5529 | 6.5290 | 6.6263 | 6.5157 | 6.5500 | 6.6880 | 6.5687 |
| 17 | | | | | | | |
| 18 | | | | | | | |
| 19 | 6.5614 | 6.5300 | 6.6175 | 6.5129 | 6.5300 | 6.6750 | 6.5653 |
| 20 | 6.5414 | 6.5120 | 6.6013 | 6.5043 | 6.5100 | 6.6717 | 6.5500 |
| 21 | 6.5086 | 6.4770 | 6.5563 | 6.4786 | 6.4729 | 6.6450 | 6.5155 |
| 22 | 6.1814 | 6.1110 | 6.2344 | 6.1229 | 6.1214 | 6.3017 | 6.1689 |
| 23 | 6.0600 | 6.0030 | 6.1300 | 6.0157 | 5.9971 | 6.1817 | 6.0564 |
| 24 | | | | | | | |
| 25 | | | | | | | |
| 26 | 6.1557 | 6.0930 | 6.2150 | 6.1143 | 6.0957 | 6.2783 | 6.1491 |
| 27 | 6.1957 | 6.1330 | 6.2614 | 6.1571 | 6.1386 | 6.3467 | 6.1942 |
| 28 | 5.9843 | 5.9250 | 6.0813 | 5.9471 | 5.9357 | 6.1733 | 5.9946 |
| 29 | 6.0000 | 5.9456 | 6.0625 | 5.9586 | 5.9471 | 6.1117 | 5.9961 |
| 30 | 5.6000 | 5.5360 | 5.6725 | 5.5386 | 5.5386 | 5.7067 | 5.5908 |
| Mo Avg | 6.6045 | 6.5647 | 6.6564 | 6.5623 | 6.5843 | 6.7245 | 6.6074 |

Prepared by Iowa Department of Agriculture and Land Stewardship
 Agricultural Marketing Bureau, Des Moines, Iowa

IOWA DAILY CORN BASIS FOR APRIL 2011

| | NW - I | NC - II | NE - III | SW - IV | SC - V | SE - VI | Basis Average |
|---------------|---------------|----------------|-----------------|----------------|---------------|----------------|--------------------------|
| 1 | -0.37 | -0.41 | -0.43 | -0.42 | -0.38 | -0.34 | -0.40 |
| 2 | | | | | | | |
| 3 | | | | | | | |
| 4 | -0.37 | -0.41 | -0.43 | -0.42 | -0.38 | -0.35 | -0.40 |
| 5 | -0.37 | -0.41 | -0.42 | -0.40 | -0.37 | -0.34 | -0.39 |
| 6 | -0.37 | -0.42 | -0.42 | -0.41 | -0.38 | -0.35 | -0.40 |
| 7 | -0.35 | -0.41 | -0.42 | -0.41 | -0.38 | -0.34 | -0.39 |
| 8 | -0.37 | -0.41 | -0.43 | -0.40 | -0.37 | -0.32 | -0.39 |
| 9 | | | | | | | |
| 10 | | | | | | | |
| 11 | -0.37 | -0.41 | -0.41 | -0.40 | -0.37 | -0.30 | -0.39 |
| 12 | -0.37 | -0.41 | -0.40 | -0.39 | -0.37 | -0.28 | -0.38 |
| 13 | -0.37 | -0.40 | -0.40 | -0.38 | -0.37 | -0.31 | -0.38 |
| 14 | -0.37 | -0.41 | -0.40 | -0.37 | -0.37 | -0.30 | -0.36 |
| 15 | -0.36 | -0.40 | -0.39 | -0.36 | -0.37 | -0.30 | -0.37 |
| 16 | | | | | | | |
| 17 | | | | | | | |
| 18 | -0.35 | -0.39 | -0.39 | -0.35 | -0.34 | -0.28 | -0.36 |
| 19 | -0.36 | -0.40 | -0.38 | -0.35 | -0.33 | -0.28 | -0.36 |
| 20 | -0.35 | -0.39 | -0.39 | -0.34 | -0.33 | -0.27 | -0.36 |
| 21 | -0.36 | -0.39 | -0.37 | -0.33 | -0.33 | -0.28 | -0.36 |
| 22 | | | | | | | |
| 23 | | | | | | | |
| 24 | | | | | | | |
| 25 | -0.36 | -0.39 | -0.37 | -0.33 | -0.32 | -0.26 | -0.35 |
| 26 | -0.35 | -0.39 | -0.37 | -0.31 | -0.32 | -0.24 | -0.35 |
| 27 | -0.33 | -0.38 | -0.38 | -0.31 | -0.32 | -0.24 | -0.34 |
| 28 | -0.33 | -0.39 | -0.36 | -0.31 | -0.31 | -0.24 | -0.34 |
| 29 | -0.36 | -0.40 | -0.38 | -0.32 | -0.36 | -0.27 | -0.36 |
| 30 | | | | | | | |
| Mo Avg | -0.36 | -0.40 | -0.40 | -0.36 | -0.35 | -0.29 | -0.37 |

Basis determined by using (MAY) contract.

Prepared by Iowa Department of Agriculture and Land Stewardship
Agricultural Marketing Bureau, Des Moines, Iowa

IOWA DAILY CORN BASIS FOR AUGUST 2011

| | Basis | | | | | | |
|---------------|---------------|----------------|-----------------|----------------|---------------|----------------|----------------|
| | NW - I | NC - II | NE - III | SW - IV | SC - V | SE - VI | Average |
| 1 | 0.24 | 0.18 | 0.13 | 0.17 | 0.15 | 0.15 | 0.17 |
| 2 | 0.24 | 0.17 | 0.10 | 0.14 | 0.11 | 0.08 | 0.15 |
| 3 | 0.23 | 0.17 | 0.08 | 0.13 | 0.11 | 0.06 | 0.14 |
| 4 | 0.23 | 0.16 | 0.02 | 0.04 | 0.06 | 0.04 | 0.11 |
| 5 | 0.22 | 0.13 | 0.02 | 0.03 | 0.04 | -0.01 | 0.09 |
| 6 | | | | | | | |
| 7 | | | | | | | |
| 8 | 0.22 | 0.12 | -0.03 | 0.02 | 0.07 | -0.01 | 0.08 |
| 9 | 0.22 | 0.12 | -0.04 | 0.01 | 0.07 | 0.02 | 0.08 |
| 10 | 0.20 | 0.10 | -0.04 | 0.00 | 0.07 | -0.02 | 0.07 |
| 11 | 0.19 | 0.02 | -0.08 | -0.02 | 0.03 | -0.05 | 0.02 |
| 12 | 0.15 | 0.00 | -0.11 | -0.05 | 0.03 | -0.06 | -0.01 |
| 13 | | | | | | | |
| 14 | | | | | | | |
| 15 | 0.12 | -0.02 | -0.12 | -0.08 | 0.00 | -0.07 | -0.02 |
| 16 | 0.09 | -0.02 | -0.17 | -0.08 | -0.04 | -0.05 | -0.04 |
| 17 | 0.07 | -0.06 | -0.17 | -0.09 | -0.07 | -0.08 | -0.06 |
| 18 | 0.04 | -0.07 | -0.19 | -0.13 | -0.08 | -0.09 | -0.08 |
| 19 | 0.03 | -0.08 | -0.21 | -0.11 | -0.08 | -0.09 | -0.09 |
| 20 | | | | | | | |
| 21 | | | | | | | |
| 22 | 0.01 | -0.10 | -0.15 | -0.12 | -0.09 | -0.06 | -0.09 |
| 23 | 0.00 | -0.12 | -0.16 | -0.12 | -0.10 | -0.08 | -0.10 |
| 24 | -0.06 | -0.14 | -0.17 | -0.13 | -0.10 | -0.08 | -0.12 |
| 25 | -0.07 | -0.15 | -0.18 | -0.16 | -0.13 | -0.10 | -0.14 |
| 26 | -0.08 | -0.16 | -0.15 | -0.22 | -0.20 | -0.09 | -0.15 |
| 27 | | | | | | | |
| 28 | | | | | | | |
| 29 | -0.10 | -0.18 | -0.16 | -0.23 | -0.16 | -0.08 | -0.15 |
| 30 | -0.14 | -0.19 | -0.20 | -0.24 | -0.17 | -0.07 | -0.17 |
| 31 | -0.15 | -0.21 | -0.18 | -0.25 | -0.18 | -0.08 | -0.19 |
| Mo Avg | 0.08 | -0.01 | -0.09 | -0.07 | -0.03 | -0.04 | -0.02 |

Basis determined by using (Sept) contract.

Prepared by Iowa Department of Agriculture and Land Stewardship
Agricultural Marketing Bureau, Des Moines, Iowa

IOWA DAILY CORN BASIS FOR DECEMBER 2011

| | NW - I | NC - II | NE - III | SW - IV | SC - V | SE - VI | Basis Average |
|-----------|---------------|----------------|-----------------|----------------|---------------|----------------|--------------------------|
| 1 | -0.21 | -0.28 | -0.33 | -0.21 | -0.23 | -0.24 | -0.26 |
| 2 | -0.21 | -0.28 | -0.34 | -0.21 | -0.23 | -0.27 | -0.27 |
| 3 | | | | | | | |
| 4 | | | | | | | |
| 5 | -0.20 | -0.28 | -0.33 | -0.20 | -0.25 | -0.26 | -0.26 |
| 6 | -0.20 | -0.28 | -0.32 | -0.19 | -0.09 | -0.24 | -0.24 |
| 7 | -0.19 | -0.27 | -0.32 | -0.19 | -0.22 | -0.24 | -0.25 |
| 8 | -0.19 | -0.28 | -0.32 | -0.19 | -0.23 | -0.24 | -0.25 |
| 9 | -0.19 | -0.28 | -0.35 | -0.19 | -0.23 | -0.25 | -0.26 |
| 10 | | | | | | | |
| 11 | | | | | | | |
| 12 | -0.19 | -0.27 | -0.33 | -0.19 | -0.23 | -0.24 | -0.25 |
| 13 | -0.18 | -0.27 | -0.34 | -0.19 | -0.23 | -0.24 | -0.25 |
| 14 | -0.18 | -0.26 | -0.33 | -0.20 | -0.23 | -0.25 | -0.25 |
| 15 | -0.18 | -0.26 | -0.33 | -0.20 | -0.23 | -0.25 | -0.25 |
| 16 | -0.18 | -0.26 | -0.34 | -0.20 | -0.23 | -0.26 | -0.25 |
| 17 | | | | | | | |
| 18 | | | | | | | |
| 19 | -0.18 | -0.26 | -0.33 | -0.20 | -0.25 | -0.27 | -0.25 |
| 20 | -0.18 | -0.26 | -0.35 | -0.19 | -0.27 | -0.29 | -0.26 |
| 21 | -0.19 | -0.26 | -0.35 | -0.22 | -0.28 | -0.31 | -0.26 |
| 22 | -0.19 | -0.26 | -0.35 | -0.24 | -0.27 | -0.30 | -0.27 |
| 23 | -0.19 | -0.26 | -0.36 | -0.24 | -0.26 | -0.29 | -0.27 |
| 24 | | | | | | | |
| 25 | | | | | | | |
| 26 | | | | | | | |
| 27 | -0.19 | -0.26 | -0.35 | -0.26 | -0.28 | -0.31 | -0.27 |
| 28 | -0.20 | -0.26 | -0.35 | -0.27 | -0.28 | -0.31 | -0.27 |
| 29 | -0.19 | -0.26 | -0.31 | -0.28 | -0.28 | -0.30 | -0.27 |
| 30 | -0.20 | -0.26 | -0.31 | -0.28 | -0.29 | -0.30 | -0.27 |
| 31 | | | | | | | |
| Mo Avg | -0.19 | -0.27 | -0.34 | -0.22 | -0.24 | -0.27 | -0.26 |

Basis determined by using (MAR) contract.

Prepared by Iowa Department of Agriculture and Land Stewardship

Agricultural Marketing Bureau, Des Moines, Iowa

IOWA DAILY CORN BASIS FOR FEBRUARY 2011

| | NW - I | NC - II | NE - III | SW - IV | SC - V | SE - VI | Basis Average |
|---------------|---------------|----------------|-----------------|----------------|---------------|----------------|--------------------------|
| 1 | -0.38 | -0.40 | -0.39 | -0.42 | -0.37 | -0.28 | -0.38 |
| 2 | -0.38 | -0.40 | -0.40 | -0.42 | -0.36 | -0.27 | -0.38 |
| 3 | -0.38 | -0.39 | -0.37 | -0.41 | -0.36 | -0.30 | -0.37 |
| 4 | -0.38 | -0.39 | -0.37 | -0.42 | -0.39 | -0.31 | -0.38 |
| 7 | -0.37 | -0.39 | -0.39 | -0.40 | -0.34 | -0.30 | -0.37 |
| 8 | -0.37 | -0.39 | -0.38 | -0.40 | -0.34 | -0.30 | -0.37 |
| 9 | -0.37 | -0.39 | -0.41 | -0.40 | -0.35 | -0.31 | -0.38 |
| 10 | -0.37 | -0.39 | -0.42 | -0.41 | -0.35 | -0.35 | -0.38 |
| 11 | -0.37 | -0.38 | -0.44 | -0.41 | -0.40 | -0.36 | -0.39 |
| 12 | | | | | | | |
| 13 | | | | | | | |
| 14 | -0.36 | -0.38 | -0.42 | -0.41 | -0.35 | -0.35 | -0.38 |
| 15 | -0.37 | -0.38 | -0.42 | -0.41 | -0.35 | -0.35 | -0.38 |
| 16 | -0.36 | -0.38 | -0.41 | -0.41 | -0.34 | -0.33 | -0.37 |
| 17 | -0.35 | -0.38 | -0.41 | -0.40 | -0.34 | -0.36 | -0.38 |
| 18 | -0.35 | -0.38 | -0.40 | -0.40 | -0.33 | -0.37 | -0.38 |
| 19 | | | | | | | |
| 20 | | | | | | | |
| 21 | | | | | | | |
| 22 | -0.37 | -0.39 | -0.39 | -0.40 | -0.42 | -0.38 | -0.39 |
| 23 | -0.34 | -0.38 | -0.39 | -0.39 | -0.34 | -0.35 | -0.37 |
| 24 | -0.33 | -0.37 | -0.35 | -0.37 | -0.31 | -0.33 | -0.35 |
| 25 | -0.34 | -0.37 | -0.35 | -0.38 | -0.31 | -0.31 | -0.35 |
| 26 | | | | | | | |
| 27 | | | | | | | |
| 28 | -0.35 | -0.38 | -0.37 | -0.39 | -0.35 | -0.33 | -0.36 |
| Mo Avg | -0.36 | -0.38 | -0.39 | -0.40 | -0.35 | -0.33 | -0.37 |

Basis determined by using (MAR) contract.

Prepared by Iowa Department of Agriculture and Land Stewardship

Agricultural Marketing Bureau, Des Moines, Iowa

IOWA DAILY CORN BASIS FOR JANUARY 2011

| | NW - I | NC - II | NE - III | SW - IV | SC - V | SE - VI | Basis Average |
|-----------|--------|---------|----------|---------|--------|---------|------------------|
| 1 | | | | | | | |
| 2 | | | | | | | |
| 3 | -0.38 | -0.38 | -0.42 | -0.41 | -0.35 | -0.32 | -0.38 |
| 4 | -0.38 | -0.38 | -0.42 | -0.42 | -0.35 | -0.31 | -0.38 |
| 5 | -0.38 | -0.39 | -0.42 | -0.42 | -0.35 | -0.32 | -0.38 |
| 6 | -0.37 | -0.38 | -0.42 | -0.42 | -0.35 | -0.34 | -0.38 |
| 7 | -0.37 | -0.38 | -0.43 | -0.42 | -0.35 | -0.34 | -0.39 |
| 8 | | | | | | | |
| 9 | | | | | | | |
| 10 | -0.37 | -0.38 | -0.39 | -0.42 | -0.35 | -0.34 | -0.38 |
| 11 | -0.37 | -0.39 | -0.39 | -0.42 | -0.35 | -0.33 | -0.38 |
| 12 | -0.39 | -0.41 | -0.41 | -0.44 | -0.38 | -0.34 | -0.40 |
| 13 | -0.39 | -0.41 | -0.40 | -0.44 | -0.40 | -0.34 | -0.40 |
| 14 | -0.39 | -0.41 | -0.41 | -0.44 | -0.39 | -0.33 | -0.40 |
| 15 | | | | | | | |
| 16 | | | | | | | |
| 17 | | | | | | | |
| 18 | -0.40 | -0.42 | -0.43 | -0.44 | -0.40 | -0.35 | -0.41 |
| 19 | -0.40 | -0.43 | -0.43 | -0.44 | -0.40 | -0.35 | -0.41 |
| 20 | -0.40 | -0.43 | -0.43 | -0.44 | -0.39 | -0.36 | -0.41 |
| 21 | -0.40 | -0.43 | -0.42 | -0.45 | -0.39 | -0.36 | -0.42 |
| 22 | | | | | | | |
| 23 | | | | | | | |
| 24 | -0.41 | -0.43 | -0.41 | -0.45 | -0.39 | -0.34 | -0.41 |
| 25 | -0.40 | -0.43 | -0.39 | -0.44 | -0.40 | -0.32 | -0.40 |
| 26 | -0.39 | -0.42 | -0.40 | -0.44 | -0.39 | -0.33 | -0.40 |
| 27 | -0.39 | -0.42 | -0.39 | -0.44 | -0.38 | -0.33 | -0.40 |
| 28 | -0.39 | -0.42 | -0.39 | -0.43 | -0.37 | -0.34 | -0.40 |
| 29 | | | | | | | |
| 30 | | | | | | | |
| 31 | -0.39 | -0.40 | -0.39 | -0.43 | -0.37 | -0.33 | -0.39 |
| Mo Avg | -0.39 | -0.41 | -0.41 | -0.43 | -0.38 | -0.34 | -0.40 |

Basis determined by using (MAR) contract.

Prepared by Iowa Department of Agriculture and Land Stewardship

Agricultural Marketing Bureau, Des Moines, Iowa

IOWA DAILY CORN BASIS FOR JULY 2011

| | NW - I | NC - II | NE - III | SW - IV | SC - V | SE - VI | Basis Average |
|---------------|---------------|----------------|-----------------|----------------|---------------|----------------|--------------------------|
| 1 | -0.01 | -0.04 | -0.06 | -0.13 | -0.01 | 0.01 | -0.04 |
| 2 | | | | | | | |
| 3 | | | | | | | |
| 4 | | | | | | | |
| 5 | 0.02 | 0.02 | 0.05 | -0.03 | 0.10 | 0.14 | 0.04 |
| 6 | 0.06 | 0.04 | 0.06 | 0.01 | 0.11 | 0.15 | 0.06 |
| 7 | 0.10 | 0.06 | 0.08 | 0.05 | 0.16 | 0.15 | 0.09 |
| 8 | 0.11 | 0.06 | 0.07 | 0.07 | 0.15 | 0.14 | 0.09 |
| 9 | | | | | | | |
| 10 | | | | | | | |
| 11 | 0.12 | 0.09 | 0.08 | 0.08 | 0.20 | 0.15 | 0.11 |
| 12 | 0.14 | 0.12 | 0.13 | 0.12 | 0.18 | 0.17 | 0.14 |
| 13 | 0.15 | 0.14 | 0.12 | 0.13 | 0.12 | 0.17 | 0.14 |
| 14 | 0.17 | 0.14 | 0.12 | 0.14 | 0.11 | 0.16 | 0.14 |
| 15 | 0.17 | 0.15 | 0.11 | 0.15 | 0.11 | 0.15 | 0.14 |
| 16 | | | | | | | |
| 17 | | | | | | | |
| 18 | 0.18 | 0.16 | 0.13 | 0.15 | 0.13 | 0.15 | 0.15 |
| 19 | 0.21 | 0.17 | 0.16 | 0.15 | 0.12 | 0.21 | 0.17 |
| 20 | 0.21 | 0.19 | 0.16 | 0.16 | 0.12 | 0.21 | 0.18 |
| 21 | 0.23 | 0.19 | 0.17 | 0.17 | 0.11 | 0.17 | 0.18 |
| 22 | 0.23 | 0.19 | 0.17 | 0.17 | 0.12 | 0.18 | 0.18 |
| 23 | | | | | | | |
| 24 | | | | | | | |
| 25 | 0.24 | 0.20 | 0.16 | 0.18 | 0.17 | 0.16 | 0.19 |
| 26 | 0.23 | 0.20 | 0.15 | 0.18 | 0.18 | 0.16 | 0.19 |
| 27 | 0.23 | 0.20 | 0.15 | 0.18 | 0.18 | 0.15 | 0.19 |
| 28 | 0.23 | 0.19 | 0.15 | 0.18 | 0.18 | 0.15 | 0.18 |
| 29 | 0.23 | 0.19 | 0.15 | 0.17 | 0.18 | 0.15 | 0.18 |
| 30 | | | | | | | |
| 31 | | | | | | | |
| Mo Avg | 0.16 | 0.13 | 0.11 | 0.12 | 0.14 | 0.15 | 0.14 |

Basis determined by using (Sept) contract.

Prepared by Iowa Department of Agriculture and Land Stewardship
Agricultural Marketing Bureau, Des Moines, Iowa

IOWA DAILY CORN BASIS FOR JUNE 2011

| | Basis | | | | | | |
|---------------|---------------|----------------|-----------------|----------------|---------------|----------------|----------------|
| | NW - I | NC - II | NE - III | SW - IV | SC - V | SE - VI | Average |
| 1 | -0.23 | -0.24 | -0.22 | -0.23 | -0.17 | -0.12 | -0.22 |
| 2 | -0.23 | -0.23 | -0.26 | -0.24 | -0.15 | -0.13 | -0.22 |
| 3 | -0.24 | -0.23 | -0.27 | -0.25 | -0.15 | -0.14 | -0.22 |
| 4 | | | | | | | |
| 5 | | | | | | | |
| 6 | -0.23 | -0.22 | -0.28 | -0.25 | -0.15 | -0.15 | -0.22 |
| 7 | -0.21 | -0.21 | -0.28 | -0.25 | -0.13 | -0.15 | -0.21 |
| 8 | -0.20 | -0.21 | -0.27 | -0.25 | -0.13 | -0.14 | -0.21 |
| 9 | -0.21 | -0.22 | -0.25 | -0.26 | -0.14 | -0.15 | -0.21 |
| 10 | -0.21 | -0.22 | -0.26 | -0.26 | -0.15 | -0.17 | -0.22 |
| 11 | | | | | | | |
| 12 | | | | | | | |
| 13 | -0.22 | -0.21 | -0.25 | -0.27 | -0.17 | -0.16 | -0.21 |
| 14 | -0.21 | -0.19 | -0.24 | -0.23 | -0.17 | -0.16 | -0.20 |
| 15 | -0.21 | -0.19 | -0.25 | -0.24 | -0.18 | -0.13 | -0.20 |
| 16 | -0.21 | -0.20 | -0.25 | -0.26 | -0.22 | -0.14 | -0.21 |
| 17 | -0.21 | -0.20 | -0.25 | -0.26 | -0.17 | -0.13 | -0.21 |
| 18 | | | | | | | |
| 19 | | | | | | | |
| 20 | -0.21 | -0.19 | -0.24 | -0.24 | -0.16 | -0.14 | -0.20 |
| 21 | -0.19 | -0.19 | -0.23 | -0.22 | -0.16 | -0.13 | -0.19 |
| 22 | -0.19 | -0.19 | -0.23 | -0.24 | -0.19 | -0.14 | -0.20 |
| 23 | -0.17 | -0.18 | -0.22 | -0.21 | -0.13 | -0.15 | -0.18 |
| 24 | -0.16 | -0.18 | -0.21 | -0.20 | -0.13 | -0.13 | -0.17 |
| 25 | | | | | | | |
| 26 | | | | | | | |
| 27 | -0.16 | -0.18 | -0.24 | -0.18 | -0.12 | -0.12 | -0.17 |
| 28 | -0.19 | -0.15 | -0.19 | -0.18 | -0.09 | -0.10 | -0.16 |
| 29 | -0.18 | -0.19 | -0.25 | -0.19 | -0.14 | -0.12 | -0.19 |
| 30 | 0.00 | 0.09 | 0.18 | 0.04 | -0.18 | 0.11 | 0.06 |
| Mo Avg | -0.19 | -0.19 | -0.23 | -0.22 | -0.15 | -0.13 | -0.19 |

Basis determined by using (JULY) contract.

Prepared by Iowa Department of Agriculture and Land Stewardship

Agricultural Marketing Bureau, Des Moines, Iowa

IOWA DAILY CORN BASIS FOR MARCH 2011

| | NW - I | NC - II | NE - III | SW - IV | SC - V | SE - VI | Basis Average |
|---------------|---------------|----------------|-----------------|----------------|---------------|----------------|--------------------------|
| 1 | -0.43 | -0.46 | -0.45 | -0.45 | -0.40 | -0.42 | -0.44 |
| 2 | -0.44 | -0.46 | -0.46 | -0.49 | -0.41 | -0.42 | -0.45 |
| 3 | -0.43 | -0.46 | -0.46 | -0.49 | -0.41 | -0.41 | -0.45 |
| 4 | -0.44 | -0.46 | -0.46 | -0.49 | -0.44 | -0.40 | -0.45 |
| 5 | | | | | | | |
| 6 | | | | | | | |
| 7 | -0.43 | -0.46 | -0.47 | -0.49 | -0.45 | -0.41 | -0.46 |
| 8 | -0.44 | -0.45 | -0.46 | -0.49 | -0.45 | -0.41 | -0.45 |
| 9 | -0.43 | -0.46 | -0.46 | -0.48 | -0.45 | -0.40 | -0.45 |
| 10 | -0.42 | -0.45 | -0.46 | -0.48 | -0.44 | -0.39 | -0.44 |
| 11 | -0.42 | -0.45 | -0.46 | -0.49 | -0.45 | -0.40 | -0.45 |
| 12 | | | | | | | |
| 13 | | | | | | | |
| 14 | -0.41 | -0.45 | -0.46 | -0.48 | -0.44 | -0.39 | -0.44 |
| 15 | -0.43 | -0.48 | -0.47 | -0.48 | -0.51 | -0.40 | -0.46 |
| 16 | -0.40 | -0.44 | -0.43 | -0.48 | -0.43 | -0.36 | -0.42 |
| 17 | -0.40 | -0.44 | -0.42 | -0.48 | -0.41 | -0.36 | -0.42 |
| 18 | -0.40 | -0.44 | -0.43 | -0.47 | -0.41 | -0.36 | -0.42 |
| 19 | | | | | | | |
| 20 | | | | | | | |
| 21 | -0.40 | -0.44 | -0.42 | -0.47 | -0.40 | -0.35 | -0.42 |
| 22 | -0.39 | -0.43 | -0.41 | -0.47 | -0.39 | -0.35 | -0.41 |
| 23 | -0.39 | -0.43 | -0.41 | -0.47 | -0.39 | -0.34 | -0.41 |
| 24 | -0.40 | -0.43 | -0.44 | -0.46 | -0.39 | -0.35 | -0.42 |
| 25 | -0.40 | -0.43 | -0.45 | -0.46 | -0.38 | -0.34 | -0.42 |
| 26 | | | | | | | |
| 27 | | | | | | | |
| 28 | -0.39 | -0.43 | -0.46 | -0.45 | -0.39 | -0.33 | -0.42 |
| 29 | -0.39 | -0.42 | -0.44 | -0.44 | -0.38 | -0.33 | -0.41 |
| 30 | -0.39 | -0.42 | -0.44 | -0.43 | -0.38 | -0.34 | -0.41 |
| 31 | -0.38 | -0.42 | -0.38 | -0.42 | -0.38 | -0.31 | -0.39 |
| Mo Avg | -0.41 | -0.44 | -0.44 | -0.47 | -0.42 | -0.37 | -0.43 |

Basis determined by using (MAY) contract.

Prepared by Iowa Department of Agriculture and Land Stewardship
Agricultural Marketing Bureau, Des Moines, Iowa

IOWA DAILY CORN BASIS FOR MAY 2011

| | NW - I | NC - II | NE - III | SW - IV | SC - V | SE - VI | Basis Average |
|-----------|--------|---------|----------|---------|--------|---------|------------------|
| 1 | | | | | | | |
| 2 | -0.38 | -0.41 | -0.42 | -0.35 | -0.35 | -0.30 | -0.38 |
| 3 | -0.36 | -0.41 | -0.43 | -0.34 | -0.35 | -0.29 | -0.38 |
| 4 | -0.36 | -0.40 | -0.43 | -0.33 | -0.34 | -0.29 | -0.37 |
| 5 | -0.35 | -0.40 | -0.43 | -0.33 | -0.33 | -0.29 | -0.37 |
| 6 | -0.35 | -0.40 | -0.42 | -0.33 | -0.36 | -0.28 | -0.37 |
| 7 | | | | | | | |
| 8 | | | | | | | |
| 9 | -0.35 | -0.39 | -0.41 | -0.32 | -0.32 | -0.28 | -0.36 |
| 10 | -0.34 | -0.39 | -0.40 | -0.32 | -0.33 | -0.26 | -0.35 |
| 11 | -0.34 | -0.38 | -0.38 | -0.31 | -0.32 | -0.27 | -0.35 |
| 12 | -0.33 | -0.37 | -0.39 | -0.31 | -0.29 | -0.23 | -0.34 |
| 13 | -0.32 | -0.37 | -0.36 | -0.29 | -0.28 | -0.22 | -0.32 |
| 14 | | | | | | | |
| 15 | | | | | | | |
| 16 | -0.30 | -0.36 | -0.34 | -0.28 | -0.24 | -0.21 | -0.31 |
| 17 | -0.28 | -0.34 | -0.34 | -0.28 | -0.24 | -0.20 | -0.30 |
| 18 | -0.28 | -0.33 | -0.32 | -0.27 | -0.23 | -0.19 | -0.29 |
| 19 | -0.27 | -0.33 | -0.28 | -0.27 | -0.23 | -0.19 | -0.28 |
| 20 | -0.27 | -0.32 | -0.28 | -0.27 | -0.23 | -0.17 | -0.27 |
| 21 | | | | | | | |
| 22 | | | | | | | |
| 23 | -0.26 | -0.31 | -0.26 | -0.26 | -0.23 | -0.16 | -0.26 |
| 24 | -0.27 | -0.30 | -0.27 | -0.26 | -0.22 | -0.15 | -0.26 |
| 25 | -0.26 | -0.28 | -0.26 | -0.26 | -0.20 | -0.15 | -0.25 |
| 26 | -0.26 | -0.27 | -0.26 | -0.24 | -0.17 | -0.15 | -0.24 |
| 27 | -0.26 | -0.26 | -0.25 | -0.21 | -0.17 | -0.14 | -0.23 |
| 28 | | | | | | | |
| 29 | | | | | | | |
| 30 | | | | | | | |
| 31 | -0.24 | -0.25 | -0.23 | -0.23 | -0.17 | -0.14 | -0.22 |
| Mo Avg | -0.31 | -0.35 | -0.34 | -0.29 | -0.27 | -0.22 | -0.31 |

Basis determined by using (JULY) contract.

Prepared by Iowa Department of Agriculture and Land Stewardship

Agricultural Marketing Bureau, Des Moines, Iowa

IOWA DAILY CORN BASIS FOR NOVEMBER 2011

| | Basis | | | | | | |
|---------------|---------------|----------------|-----------------|----------------|---------------|----------------|----------------|
| | NW - I | NC - II | NE - III | SW - IV | SC - V | SE - VI | Average |
| 1 | -0.25 | -0.29 | -0.27 | -0.27 | -0.28 | -0.19 | -0.27 |
| 2 | -0.25 | -0.28 | -0.27 | -0.27 | -0.28 | -0.19 | -0.26 |
| 3 | -0.25 | -0.28 | -0.27 | -0.26 | -0.27 | -0.19 | -0.26 |
| 4 | -0.24 | -0.28 | -0.27 | -0.25 | -0.27 | -0.19 | -0.26 |
| 5 | | | | | | | |
| 6 | | | | | | | |
| 7 | -0.24 | -0.28 | -0.26 | -0.24 | -0.27 | -0.20 | -0.26 |
| 8 | -0.24 | -0.27 | -0.30 | -0.23 | -0.26 | -0.20 | -0.25 |
| 9 | -0.23 | -0.27 | -0.29 | -0.23 | -0.23 | -0.19 | -0.25 |
| 10 | -0.22 | -0.26 | -0.28 | -0.20 | -0.22 | -0.19 | -0.24 |
| 11 | | | | | | | |
| 12 | | | | | | | |
| 13 | | | | | | | |
| 14 | -0.20 | -0.25 | -0.27 | -0.19 | -0.21 | -0.18 | -0.23 |
| 15 | -0.19 | -0.24 | -0.27 | -0.19 | -0.21 | -0.20 | -0.22 |
| 16 | -0.19 | -0.23 | -0.26 | -0.18 | -0.20 | -0.19 | -0.22 |
| 17 | -0.19 | -0.23 | -0.27 | -0.18 | -0.21 | -0.19 | -0.22 |
| 18 | -0.18 | -0.23 | -0.27 | -0.16 | -0.21 | -0.20 | -0.22 |
| 19 | | | | | | | |
| 20 | | | | | | | |
| 21 | -0.18 | -0.23 | -0.25 | -0.16 | -0.19 | -0.20 | -0.21 |
| 22 | -0.17 | -0.23 | -0.25 | -0.16 | -0.20 | -0.18 | -0.21 |
| 23 | -0.15 | -0.23 | -0.25 | -0.15 | -0.20 | -0.17 | -0.20 |
| 24 | | | | | | | |
| 25 | | | | | | | |
| 26 | | | | | | | |
| 27 | | | | | | | |
| 28 | -0.15 | -0.22 | -0.24 | -0.14 | -0.18 | -0.17 | -0.19 |
| 29 | -0.15 | -0.21 | -0.27 | -0.13 | -0.17 | -0.19 | -0.19 |
| 30 | -0.15 | -0.22 | -0.27 | -0.14 | -0.17 | -0.20 | -0.20 |
| Mo Avg | -0.20 | -0.25 | -0.27 | -0.20 | -0.22 | -0.19 | -0.23 |

Basis determined by using (DEC) contract.

Prepared by Iowa Department of Agriculture and Land Stewardship

Agricultural Marketing Bureau, Des Moines, Iowa

IOWA DAILY CORN BASIS FOR OCTOBER 2011

| | NW - I | NC - II | NE - III | SW - IV | SC - V | SE - VI | Basis Average |
|-----------|--------|---------|----------|---------|--------|---------|------------------|
| 1 | | | | | | | |
| 2 | | | | | | | |
| 3 | -0.38 | -0.39 | -0.28 | -0.37 | -0.40 | -0.26 | -0.35 |
| 4 | -0.37 | -0.39 | -0.28 | -0.38 | -0.40 | -0.25 | -0.35 |
| 5 | -0.38 | -0.39 | -0.27 | -0.37 | -0.38 | -0.23 | -0.34 |
| 6 | -0.38 | -0.39 | -0.25 | -0.37 | -0.38 | -0.22 | -0.34 |
| 7 | -0.36 | -0.37 | -0.21 | -0.36 | -0.37 | -0.20 | -0.32 |
| 8 | | | | | | | |
| 9 | | | | | | | |
| 10 | -0.35 | -0.36 | -0.22 | -0.36 | -0.35 | -0.20 | -0.32 |
| 11 | -0.34 | -0.36 | -0.25 | -0.36 | -0.34 | -0.19 | -0.32 |
| 12 | -0.34 | -0.35 | -0.26 | -0.36 | -0.31 | -0.18 | -0.31 |
| 13 | -0.34 | -0.35 | -0.26 | -0.36 | -0.34 | -0.17 | -0.31 |
| 14 | -0.33 | -0.34 | -0.26 | -0.34 | -0.33 | -0.17 | -0.30 |
| 15 | | | | | | | |
| 16 | | | | | | | |
| 17 | -0.32 | -0.33 | -0.27 | -0.33 | -0.30 | -0.17 | -0.30 |
| 18 | -0.31 | -0.33 | -0.26 | -0.31 | -0.29 | -0.16 | -0.29 |
| 19 | -0.31 | -0.32 | -0.26 | -0.30 | -0.29 | -0.16 | -0.29 |
| 20 | -0.30 | -0.31 | -0.27 | -0.29 | -0.30 | -0.16 | -0.28 |
| 21 | -0.30 | -0.32 | -0.26 | -0.30 | -0.30 | -0.17 | -0.28 |
| 22 | | | | | | | |
| 23 | | | | | | | |
| 24 | -0.29 | -0.31 | -0.26 | -0.30 | -0.30 | -0.17 | -0.28 |
| 25 | -0.28 | -0.30 | -0.25 | -0.28 | -0.29 | -0.18 | -0.27 |
| 26 | -0.28 | -0.30 | -0.26 | -0.28 | -0.30 | -0.18 | -0.27 |
| 27 | -0.28 | -0.29 | -0.26 | -0.27 | -0.29 | -0.17 | -0.27 |
| 28 | -0.27 | -0.30 | -0.27 | -0.27 | -0.29 | -0.18 | -0.27 |
| 29 | | | | | | | |
| 30 | | | | | | | |
| 31 | -0.26 | -0.29 | -0.27 | -0.27 | -0.28 | -0.20 | -0.27 |
| Mo Avg | -0.32 | -0.34 | -0.26 | -0.33 | -0.33 | -0.19 | -0.30 |

Basis determined by using (Dec) contract.

Prepared by Iowa Department of Agriculture and Land Stewardship

Agricultural Marketing Bureau, Des Moines, Iowa

IOWA DAILY CORN BASIS FOR SEPTEMBER 2011

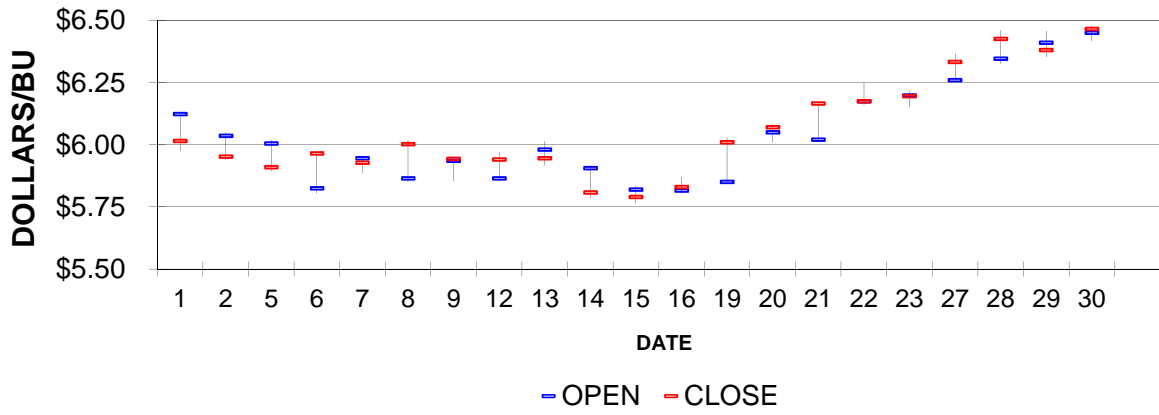
| | NW - I | NC - II | NE - III | SW - IV | SC - V | SE - VI | Basis Average |
|---------------|---------------|----------------|-----------------|----------------|---------------|----------------|--------------------------|
| 1 | -0.30 | -0.33 | -0.29 | -0.34 | -0.28 | -0.27 | -0.31 |
| 2 | -0.31 | -0.34 | -0.29 | -0.34 | -0.29 | -0.23 | -0.31 |
| 3 | | | | | | | |
| 4 | | | | | | | |
| 5 | | | | | | | |
| 6 | -0.32 | -0.33 | -0.30 | -0.37 | -0.28 | -0.21 | -0.31 |
| 7 | -0.32 | -0.36 | -0.30 | -0.37 | -0.31 | -0.22 | -0.32 |
| 8 | -0.33 | -0.36 | -0.30 | -0.37 | -0.34 | -0.21 | -0.33 |
| 9 | -0.34 | -0.37 | -0.31 | -0.38 | -0.33 | -0.22 | -0.33 |
| 10 | | | | | | | |
| 11 | | | | | | | |
| 12 | -0.34 | -0.38 | -0.30 | -0.39 | -0.33 | -0.22 | -0.34 |
| 13 | -0.33 | -0.38 | -0.28 | -0.39 | -0.34 | -0.22 | -0.33 |
| 14 | -0.36 | -0.39 | -0.29 | -0.39 | -0.36 | -0.21 | -0.34 |
| 15 | -0.36 | -0.36 | -0.29 | -0.39 | -0.37 | -0.22 | -0.34 |
| 16 | -0.37 | -0.39 | -0.29 | -0.40 | -0.37 | -0.23 | -0.35 |
| 17 | | | | | | | |
| 18 | | | | | | | |
| 19 | -0.36 | -0.39 | -0.30 | -0.41 | -0.39 | -0.25 | -0.36 |
| 20 | -0.36 | -0.39 | -0.30 | -0.40 | -0.39 | -0.23 | -0.35 |
| 21 | -0.35 | -0.38 | -0.30 | -0.38 | -0.38 | -0.21 | -0.34 |
| 22 | -0.32 | -0.39 | -0.27 | -0.38 | -0.38 | -0.20 | -0.33 |
| 23 | -0.32 | -0.38 | -0.26 | -0.37 | -0.39 | -0.20 | -0.33 |
| 24 | | | | | | | |
| 25 | | | | | | | |
| 26 | -0.32 | -0.39 | -0.27 | -0.37 | -0.38 | -0.20 | -0.33 |
| 27 | -0.33 | -0.39 | -0.26 | -0.37 | -0.38 | -0.18 | -0.33 |
| 28 | -0.32 | -0.38 | -0.23 | -0.36 | -0.37 | -0.13 | -0.31 |
| 29 | | | | | | | |
| 30 | | | | | | | |
| 31 | | | | | | | |
| Mo Avg | -0.34 | -0.37 | -0.28 | -0.38 | -0.35 | -0.21 | -0.33 |

Basis determined by using (DEC) contract.

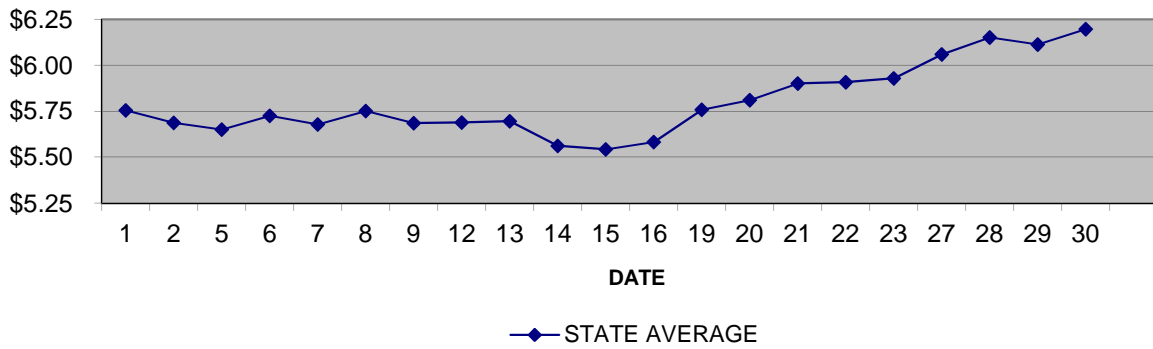
Prepared by Iowa Department of Agriculture and Land Stewardship

Agricultural Marketing Bureau, Des Moines, Iowa

DECEMBER 2011 CORN CBOT - (MAR)



IOWA - STATE AVERAGE CORN - CASH



Source: Iowa Department of Agriculture and Land Stewardship

IOWA DAILY CORN RANGES FOR APRIL 2011

| | NW - I | | NC - II | | NE - III | | SW - IV | | SC - V | | SE - VI | |
|-----------|--------|------|---------|------|----------|------|---------|------|--------|------|---------|------|
| | LOW | HIGH | LOW | HIGH | LOW | HIGH | LOW | HIGH | LOW | HIGH | LOW | HIGH |
| 1 | 6.93 | 7.07 | 6.90 | 7.03 | 6.80 | 7.06 | 6.83 | 7.06 | 6.91 | 7.08 | 6.94 | 7.12 |
| 2 | | | | | | | | | | | | |
| 3 | | | | | | | | | | | | |
| 4 | 7.17 | 7.31 | 7.14 | 7.28 | 7.04 | 7.28 | 7.10 | 7.30 | 7.17 | 7.30 | 7.17 | 7.34 |
| 5 | 7.24 | 7.38 | 7.21 | 7.32 | 7.08 | 7.37 | 7.17 | 7.37 | 7.24 | 7.37 | 7.24 | 7.41 |
| 6 | 7.20 | 7.34 | 7.17 | 7.26 | 7.05 | 7.31 | 7.13 | 7.33 | 7.20 | 7.33 | 7.20 | 7.37 |
| 7 | 7.19 | 7.30 | 7.15 | 7.24 | 7.01 | 7.29 | 7.09 | 7.29 | 7.16 | 7.29 | 7.19 | 7.33 |
| 8 | 7.25 | 7.39 | 7.24 | 7.33 | 7.06 | 7.38 | 7.18 | 7.38 | 7.26 | 7.38 | 7.28 | 7.47 |
| 9 | | | | | | | | | | | | |
| 10 | | | | | | | | | | | | |
| 11 | 7.33 | 7.47 | 7.32 | 7.41 | 7.14 | 7.51 | 7.26 | 7.46 | 7.34 | 7.46 | 7.37 | 7.55 |
| 12 | 7.10 | 7.24 | 7.09 | 7.17 | 6.91 | 7.28 | 7.02 | 7.23 | 7.11 | 7.22 | 7.14 | 7.34 |
| 13 | 7.13 | 7.27 | 7.12 | 7.20 | 6.94 | 7.31 | 7.05 | 7.26 | 7.14 | 7.26 | 7.17 | 7.34 |
| 14 | 7.12 | 7.25 | 7.09 | 7.20 | 6.93 | 7.29 | 7.03 | 7.25 | 7.12 | 7.24 | 7.15 | 7.33 |
| 15 | 7.00 | 7.13 | 6.97 | 7.07 | 6.81 | 7.20 | 6.92 | 7.13 | 7.00 | 7.12 | 7.03 | 7.21 |
| 16 | | | | | | | | | | | | |
| 17 | | | | | | | | | | | | |
| 18 | 7.12 | 7.23 | 7.07 | 7.17 | 6.91 | 7.30 | 7.02 | 7.23 | 7.13 | 7.32 | 7.13 | 7.33 |
| 19 | 7.09 | 7.20 | 7.04 | 7.14 | 6.88 | 7.27 | 7.00 | 7.20 | 7.10 | 7.29 | 7.12 | 7.30 |
| 20 | 6.93 | 7.04 | 6.88 | 6.98 | 6.72 | 7.10 | 6.85 | 7.05 | 6.94 | 7.13 | 6.98 | 7.14 |
| 21 | 6.97 | 7.08 | 6.92 | 7.02 | 6.80 | 7.16 | 6.90 | 7.12 | 6.97 | 7.17 | 7.01 | 7.17 |
| 22 | | | | | | | | | | | | |
| 23 | | | | | | | | | | | | |
| 24 | | | | | | | | | | | | |
| 25 | 7.22 | 7.34 | 7.18 | 7.27 | 7.06 | 7.42 | 7.14 | 7.39 | 7.24 | 7.42 | 7.29 | 7.44 |
| 26 | 7.26 | 7.37 | 7.21 | 7.31 | 7.09 | 7.45 | 7.23 | 7.42 | 7.27 | 7.46 | 7.36 | 7.49 |
| 27 | 7.16 | 7.25 | 7.07 | 7.17 | 6.93 | 7.31 | 7.10 | 7.29 | 7.13 | 7.32 | 7.22 | 7.35 |
| 28 | 6.86 | 6.96 | 6.78 | 6.88 | 6.68 | 7.01 | 6.80 | 7.00 | 6.83 | 7.09 | 6.92 | 7.05 |
| 29 | 7.13 | 7.31 | 7.09 | 7.19 | 6.97 | 7.29 | 7.10 | 7.32 | 7.12 | 7.28 | 7.19 | 7.36 |
| 30 | | | | | | | | | | | | |

| | | | | | | |
|--------|--------|--------|--------|--------|---------------|--------|
| Mo Avg | 7.1712 | 7.1298 | 7.1337 | 7.1662 | 7.1778 | 7.2360 |
| | | | | | State average | 7.1587 |

Prepared by Iowa Department of Agriculture and Land Stewardship
Agricultural Marketing Bureau, Des Moines, Iowa

IOWA DAILY CORN RANGES FOR AUGUST 2011

| | NW - I | | NC - II | | NE - III | | SW - IV | | SC - V | | SE - VI | |
|---------------|--------|------|---------|------|----------|------|---------|------|---------------|------|---------|------|
| | LOW | HIGH | LOW | HIGH | LOW | HIGH | LOW | HIGH | LOW | HIGH | LOW | HIGH |
| 1 | 6.99 | 7.17 | 6.93 | 7.07 | 6.82 | 7.08 | 6.90 | 7.04 | 6.86 | 7.09 | 6.78 | 7.08 |
| 2 | 7.27 | 7.47 | 7.18 | 7.35 | 7.06 | 7.33 | 7.20 | 7.31 | 7.16 | 7.27 | 6.99 | 7.33 |
| 3 | 7.22 | 7.42 | 7.13 | 7.30 | 7.00 | 7.28 | 7.08 | 7.27 | 7.10 | 7.22 | 6.91 | 7.23 |
| 4 | 7.09 | 7.30 | 6.99 | 7.18 | 6.79 | 7.10 | 6.81 | 7.15 | 6.94 | 7.07 | 6.79 | 7.04 |
| 5 | 7.08 | 7.29 | 6.93 | 7.17 | 6.74 | 7.09 | 6.80 | 7.14 | 6.93 | 7.01 | 6.78 | 6.99 |
| 6 | | | | | | | | | | | | |
| 7 | | | | | | | | | | | | |
| 8 | 6.87 | 7.11 | 6.75 | 6.99 | 6.49 | 6.90 | 6.61 | 6.96 | 6.75 | 6.95 | 6.60 | 6.79 |
| 9 | 6.90 | 7.14 | 6.78 | 7.02 | 6.52 | 6.93 | 6.64 | 6.99 | 6.78 | 6.98 | 6.80 | 6.82 |
| 10 | 6.88 | 7.14 | 6.74 | 6.99 | 6.52 | 6.93 | 6.64 | 6.93 | 6.78 | 6.98 | 6.63 | 6.81 |
| 11 | 7.07 | 7.39 | 6.93 | 7.17 | 6.79 | 7.06 | 6.88 | 7.14 | 6.98 | 7.12 | 6.87 | 7.03 |
| 12 | 7.02 | 7.38 | 6.92 | 7.10 | 6.77 | 7.02 | 6.87 | 7.07 | 6.97 | 7.12 | 6.84 | 7.01 |
| 13 | | | | | | | | | | | | |
| 14 | | | | | | | | | | | | |
| 15 | 7.04 | 7.43 | 6.97 | 7.12 | 6.82 | 7.07 | 6.90 | 7.07 | 7.02 | 7.17 | 6.84 | 7.06 |
| 16 | 7.11 | 7.36 | 7.04 | 7.19 | 6.85 | 7.08 | 7.00 | 7.14 | 6.99 | 7.24 | 7.06 | 7.15 |
| 17 | 7.06 | 7.34 | 6.99 | 7.15 | 6.87 | 7.05 | 6.90 | 7.11 | 6.97 | 7.21 | 7.00 | 7.06 |
| 18 | 6.94 | 7.16 | 6.84 | 6.99 | 6.65 | 6.93 | 6.71 | 6.95 | 6.84 | 7.09 | 6.87 | 6.93 |
| 19 | 7.06 | 7.28 | 6.96 | 7.11 | 6.78 | 7.01 | 6.90 | 7.07 | 6.96 | 7.21 | 6.99 | 7.05 |
| 20 | | | | | | | | | | | | |
| 21 | | | | | | | | | | | | |
| 22 | 7.13 | 7.35 | 7.02 | 7.22 | 6.88 | 7.18 | 7.00 | 7.16 | 7.06 | 7.25 | 7.09 | 7.19 |
| 23 | 7.23 | 7.44 | 7.12 | 7.31 | 6.97 | 7.27 | 7.10 | 7.26 | 7.15 | 7.30 | 7.15 | 7.28 |
| 24 | 7.12 | 7.46 | 7.14 | 7.25 | 6.95 | 7.27 | 7.09 | 7.28 | 7.17 | 7.32 | 7.17 | 7.31 |
| 25 | 7.12 | 7.45 | 7.09 | 7.22 | 6.96 | 7.24 | 7.06 | 7.22 | 7.14 | 7.32 | 7.17 | 7.27 |
| 26 | 7.36 | 7.59 | 7.32 | 7.43 | 7.16 | 7.55 | 7.20 | 7.38 | 7.26 | 7.43 | 7.37 | 7.50 |
| 27 | | | | | | | | | | | | |
| 28 | | | | | | | | | | | | |
| 29 | 7.39 | 7.62 | 7.28 | 7.46 | 7.19 | 7.62 | 7.24 | 7.41 | 7.34 | 7.61 | 7.41 | 7.59 |
| 30 | 7.43 | 7.66 | 7.37 | 7.53 | 7.25 | 7.67 | 7.31 | 7.49 | 7.39 | 7.70 | 7.46 | 7.69 |
| 31 | 7.35 | 7.60 | 7.29 | 7.46 | 7.18 | 7.60 | 7.17 | 7.38 | 7.32 | 7.62 | 7.39 | 7.60 |
| Mo Avg | 7.2164 | | 7.1195 | | 7.0399 | | 7.0687 | | 7.1054 | | 7.0988 | |
| | | | | | | | | | State average | | 7.1130 | |

Prepared by Iowa Department of Agriculture and Land Stewardship
 Agricultural Marketing Bureau, Des Moines, Iowa

IOWA DAILY CORN RANGES FOR DECEMBER 2011

| | NW - I | | NC - II | | NE - III | | SW - IV | | SC - V | | SE - VI | |
|-----------|--------|------|---------|------|----------|------|---------|------|---------------|------|---------|------|
| | LOW | HIGH | LOW | HIGH | LOW | HIGH | LOW | HIGH | LOW | HIGH | LOW | HIGH |
| 1 | 5.73 | 5.94 | 5.68 | 5.80 | 5.49 | 5.79 | 5.68 | 5.96 | 5.71 | 5.93 | 5.70 | 5.85 |
| 2 | 5.67 | 5.87 | 5.61 | 5.75 | 5.47 | 5.73 | 5.62 | 5.89 | 5.64 | 5.87 | 5.63 | 5.77 |
| 3 | | | | | | | | | | | | |
| 4 | | | | | | | | | | | | |
| 5 | 5.63 | 5.83 | 5.57 | 5.69 | 5.44 | 5.69 | 5.60 | 5.85 | 5.62 | 5.79 | 5.60 | 5.73 |
| 6 | 5.69 | 5.89 | 5.63 | 5.77 | 5.52 | 5.74 | 5.65 | 5.91 | 5.68 | 5.88 | 5.65 | 5.79 |
| 7 | 5.66 | 5.85 | 5.59 | 5.73 | 5.47 | 5.71 | 5.62 | 5.87 | 5.64 | 5.85 | 5.62 | 5.76 |
| 8 | 5.73 | 5.92 | 5.66 | 5.80 | 5.54 | 5.79 | 5.69 | 5.94 | 5.71 | 5.90 | 5.70 | 5.84 |
| 9 | 5.67 | 5.88 | 5.60 | 5.74 | 5.43 | 5.73 | 5.63 | 5.88 | 5.65 | 5.82 | 5.59 | 5.78 |
| 10 | | | | | | | | | | | | |
| 11 | | | | | | | | | | | | |
| 12 | 5.67 | 5.88 | 5.60 | 5.77 | 5.46 | 5.73 | 5.63 | 5.88 | 5.65 | 5.84 | 5.62 | 5.78 |
| 13 | 5.69 | 5.89 | 5.61 | 5.78 | 5.46 | 5.73 | 5.63 | 5.89 | 5.66 | 5.85 | 5.62 | 5.79 |
| 14 | 5.56 | 5.75 | 5.47 | 5.64 | 5.33 | 5.60 | 5.51 | 5.75 | 5.52 | 5.71 | 5.49 | 5.62 |
| 15 | 5.54 | 5.73 | 5.45 | 5.62 | 5.31 | 5.58 | 5.49 | 5.73 | 5.50 | 5.69 | 5.47 | 5.60 |
| 16 | 5.58 | 5.77 | 5.49 | 5.66 | 5.35 | 5.62 | 5.53 | 5.77 | 5.54 | 5.73 | 5.51 | 5.64 |
| 17 | | | | | | | | | | | | |
| 18 | | | | | | | | | | | | |
| 19 | 5.76 | 5.95 | 5.67 | 5.84 | 5.56 | 5.80 | 5.71 | 5.95 | 5.68 | 5.91 | 5.65 | 5.81 |
| 20 | 5.82 | 6.01 | 5.71 | 5.90 | 5.61 | 5.84 | 5.77 | 6.02 | 5.71 | 5.97 | 5.69 | 5.85 |
| 21 | 5.91 | 6.11 | 5.81 | 6.00 | 5.73 | 5.93 | 5.86 | 6.04 | 5.81 | 6.04 | 5.78 | 5.93 |
| 22 | 5.92 | 6.10 | 5.82 | 6.01 | 5.74 | 5.94 | 5.86 | 6.04 | 5.85 | 6.03 | 5.79 | 5.94 |
| 23 | 5.94 | 6.12 | 5.84 | 6.03 | 5.76 | 5.96 | 5.89 | 6.06 | 5.87 | 6.05 | 5.81 | 5.95 |
| 24 | | | | | | | | | | | | |
| 25 | | | | | | | | | | | | |
| 26 | | | | | | | | | | | | |
| 27 | 6.08 | 6.23 | 5.97 | 6.16 | 5.89 | 6.10 | 6.00 | 6.19 | 6.00 | 6.15 | 5.93 | 6.08 |
| 28 | 6.17 | 6.33 | 6.07 | 6.26 | 6.00 | 6.19 | 6.08 | 6.27 | 6.10 | 6.25 | 6.02 | 6.20 |
| 29 | 6.13 | 6.28 | 6.02 | 6.21 | 5.94 | 6.19 | 6.02 | 6.22 | 6.05 | 6.20 | 5.98 | 6.15 |
| 30 | 6.21 | 6.37 | 6.11 | 6.27 | 6.03 | 6.28 | 6.11 | 6.32 | 6.14 | 6.29 | 6.03 | 6.24 |
| 31 | | | | | | | | | | | | |
| Mo Avg | 5.8695 | | 5.7914 | | 5.7241 | | 5.8424 | | 5.8170 | | 5.7901 | |
| | | | | | | | | | State average | | 5.8016 | |

Prepared by Iowa Department of Agriculture and Land Stewardship
Agricultural Marketing Bureau, Des Moines, Iowa

IOWA DAILY CORN RANGES FOR FEBRUARY 2011

| | NW - I | | NC - II | | NE - III | | SW - IV | | SC - V | | SE - VI | |
|-----------|--------|------|---------|------|----------|------|---------|------|--------|------|---------|------|
| | LOW | HIGH | LOW | HIGH | LOW | HIGH | LOW | HIGH | LOW | HIGH | LOW | HIGH |
| 1 | 6.19 | 6.38 | 6.21 | 6.31 | 6.11 | 6.38 | 6.10 | 6.32 | 6.24 | 6.36 | 6.32 | 6.49 |
| 2 | 6.22 | 6.41 | 6.25 | 6.34 | 6.14 | 6.39 | 6.13 | 6.34 | 6.29 | 6.39 | 6.35 | 6.54 |
| 3 | 6.15 | 6.35 | 6.21 | 6.28 | 6.14 | 6.37 | 6.06 | 6.31 | 6.23 | 6.33 | 6.12 | 6.50 |
| 4 | 6.31 | 6.51 | 6.35 | 6.44 | 6.30 | 6.52 | 6.20 | 6.44 | 6.34 | 6.49 | 6.28 | 6.66 |
| 5 | | | | | | | | | | | | |
| 6 | | | | | | | | | | | | |
| 7 | 6.29 | 6.47 | 6.34 | 6.38 | 6.23 | 6.45 | 6.22 | 6.41 | 6.36 | 6.49 | 6.28 | 6.60 |
| 8 | 6.28 | 6.46 | 6.33 | 6.38 | 6.22 | 6.45 | 6.23 | 6.40 | 6.35 | 6.48 | 6.27 | 6.59 |
| 9 | 6.52 | 6.70 | 6.54 | 6.65 | 6.45 | 6.68 | 6.47 | 6.64 | 6.57 | 6.70 | 6.60 | 6.80 |
| 10 | 6.55 | 6.71 | 6.55 | 6.64 | 6.45 | 6.68 | 6.45 | 6.64 | 6.59 | 6.71 | 6.51 | 6.77 |
| 11 | 6.63 | 6.79 | 6.63 | 6.74 | 6.50 | 6.76 | 6.53 | 6.72 | 6.57 | 6.71 | 6.56 | 6.83 |
| 12 | | | | | | | | | | | | |
| 13 | | | | | | | | | | | | |
| 14 | 6.53 | 6.68 | 6.54 | 6.63 | 6.40 | 6.66 | 6.44 | 6.62 | 6.56 | 6.68 | 6.46 | 6.72 |
| 15 | 6.48 | 6.63 | 6.49 | 6.58 | 6.38 | 6.60 | 6.38 | 6.56 | 6.52 | 6.65 | 6.40 | 6.67 |
| 16 | 6.48 | 6.63 | 6.49 | 6.58 | 6.38 | 6.60 | 6.40 | 6.56 | 6.52 | 6.65 | 6.52 | 6.65 |
| 17 | 6.71 | 6.85 | 6.71 | 6.80 | 6.61 | 6.83 | 6.62 | 6.80 | 6.74 | 6.87 | 6.63 | 6.86 |
| 18 | 6.68 | 6.82 | 6.68 | 6.77 | 6.58 | 6.80 | 6.58 | 6.77 | 6.73 | 6.84 | 6.58 | 6.82 |
| 19 | | | | | | | | | | | | |
| 20 | | | | | | | | | | | | |
| 21 | | | | | | | | | | | | |
| 22 | 6.35 | 6.52 | 6.32 | 6.47 | 6.29 | 6.50 | 6.28 | 6.47 | 6.32 | 6.50 | 6.25 | 6.52 |
| 23 | 6.49 | 6.68 | 6.50 | 6.59 | 6.40 | 6.62 | 6.41 | 6.61 | 6.54 | 6.67 | 6.44 | 6.64 |
| 24 | 6.44 | 6.62 | 6.44 | 6.53 | 6.41 | 6.63 | 6.35 | 6.57 | 6.48 | 6.66 | 6.39 | 6.58 |
| 25 | 6.70 | 6.87 | 6.72 | 6.78 | 6.67 | 6.88 | 6.61 | 6.82 | 6.75 | 6.92 | 6.69 | 6.92 |
| 26 | | | | | | | | | | | | |
| 27 | | | | | | | | | | | | |
| 28 | 6.80 | 6.96 | 6.82 | 6.89 | 6.75 | 6.98 | 6.73 | 6.90 | 6.84 | 6.95 | 6.78 | 7.00 |

| | | | | | | |
|--------|--------|--------|--------|--------|---------------|--------|
| Mo Avg | 6.5416 | 6.5203 | 6.5130 | 6.5021 | 6.5511 | 6.5753 |
| | | | | | State average | 6.5298 |

Prepared by Iowa Department of Agriculture and Land Stewardship
Agricultural Marketing Bureau, Des Moines, Iowa

IOWA DAILY CORN RANGES FOR JANUARY 2011

| | NW - I | | NC - II | | NE - III | | SW - IV | | SC - V | | SE - VI | |
|-----------|--------|------|---------|------|----------|------|---------|------|---------------|------|---------|------|
| | LOW | HIGH | LOW | HIGH | LOW | HIGH | LOW | HIGH | LOW | HIGH | LOW | HIGH |
| 1 | | | | | | | | | | | | |
| 2 | | | | | | | | | | | | |
| 3 | 5.74 | 5.90 | 5.79 | 5.89 | 5.67 | 5.88 | 5.68 | 5.91 | 5.78 | 5.95 | 5.72 | 6.03 |
| 4 | 5.62 | 5.78 | 5.67 | 5.77 | 5.54 | 5.76 | 5.55 | 5.75 | 5.67 | 5.83 | 5.61 | 5.91 |
| 5 | 5.73 | 5.88 | 5.77 | 5.87 | 5.65 | 5.87 | 5.66 | 5.85 | 5.79 | 5.97 | 5.71 | 6.01 |
| 6 | 5.56 | 5.71 | 5.60 | 5.70 | 5.48 | 5.70 | 5.49 | 5.68 | 5.62 | 5.80 | 5.52 | 5.84 |
| 7 | 5.49 | 5.64 | 5.53 | 5.63 | 5.41 | 5.63 | 5.42 | 5.61 | 5.55 | 5.73 | 5.45 | 5.78 |
| 8 | | | | | | | | | | | | |
| 9 | | | | | | | | | | | | |
| 10 | 5.61 | 5.76 | 5.65 | 5.75 | 5.53 | 5.82 | 5.54 | 5.73 | 5.67 | 5.85 | 5.57 | 5.89 |
| 11 | 5.61 | 5.76 | 5.65 | 5.75 | 5.53 | 5.82 | 5.54 | 5.73 | 5.67 | 5.85 | 5.57 | 5.89 |
| 12 | 5.87 | 6.00 | 5.87 | 5.97 | 5.76 | 6.00 | 5.76 | 5.94 | 5.89 | 6.01 | 5.79 | 6.13 |
| 13 | 5.98 | 6.09 | 5.99 | 6.08 | 5.88 | 6.13 | 5.88 | 6.08 | 5.98 | 6.12 | 5.89 | 6.25 |
| 14 | 6.05 | 6.15 | 6.05 | 6.15 | 5.90 | 6.19 | 5.93 | 6.14 | 6.04 | 6.19 | 5.96 | 6.30 |
| 15 | | | | | | | | | | | | |
| 16 | | | | | | | | | | | | |
| 17 | | | | | | | | | | | | |
| 18 | 6.15 | 6.26 | 6.13 | 6.26 | 6.00 | 6.30 | 6.02 | 6.25 | 6.15 | 6.29 | 6.05 | 6.40 |
| 19 | 5.96 | 6.07 | 5.95 | 6.07 | 5.82 | 6.11 | 5.84 | 6.06 | 5.96 | 6.11 | 5.87 | 6.21 |
| 20 | 6.09 | 6.20 | 6.08 | 6.18 | 5.95 | 6.24 | 5.97 | 6.18 | 6.09 | 6.24 | 5.99 | 6.35 |
| 21 | 6.12 | 6.23 | 6.11 | 6.20 | 5.98 | 6.29 | 5.99 | 6.19 | 6.13 | 6.27 | 6.02 | 6.37 |
| 22 | | | | | | | | | | | | |
| 23 | | | | | | | | | | | | |
| 24 | 6.10 | 6.21 | 6.09 | 6.18 | 5.96 | 6.29 | 5.97 | 6.17 | 6.11 | 6.25 | 6.00 | 6.36 |
| 25 | 5.99 | 6.12 | 5.98 | 6.07 | 5.85 | 6.19 | 5.88 | 6.06 | 6.00 | 6.13 | 5.90 | 6.27 |
| 26 | 6.13 | 6.26 | 6.12 | 6.21 | 6.01 | 6.30 | 6.01 | 6.20 | 6.14 | 6.28 | 6.03 | 6.41 |
| 27 | 6.06 | 6.19 | 6.05 | 6.14 | 5.97 | 6.23 | 5.95 | 6.13 | 6.07 | 6.21 | 5.96 | 6.34 |
| 28 | 5.97 | 6.16 | 5.98 | 6.07 | 5.91 | 6.16 | 5.88 | 6.10 | 6.02 | 6.14 | 5.89 | 6.27 |
| 29 | | | | | | | | | | | | |
| 30 | | | | | | | | | | | | |
| 31 | 6.12 | 6.32 | 6.15 | 6.27 | 6.07 | 6.32 | 6.03 | 6.26 | 6.18 | 6.29 | 6.04 | 6.43 |
| Mo Avg | 5.9636 | | 5.9449 | | 5.9428 | | 5.9196 | | 5.9768 | | 6.0164 | |
| | | | | | | | | | State average | | 5.9560 | |

Prepared by Iowa Department of Agriculture and Land Stewardship
Agricultural Marketing Bureau, Des Moines, Iowa

IOWA DAILY CORN RANGES FOR JULY 2011

| | NW - I | | NC - II | | NE - III | | SW - IV | | SC - V | | SE - VI | |
|-----------|--------|------|---------|------|----------|------|---------|------|---------------|------|---------|------|
| | LOW | HIGH | LOW | HIGH | LOW | HIGH | LOW | HIGH | LOW | HIGH | LOW | HIGH |
| 1 | 6.01 | 6.38 | 6.03 | 6.13 | 5.95 | 6.16 | 5.69 | 6.16 | 6.03 | 6.25 | 6.02 | 6.24 |
| 2 | | | | | | | | | | | | |
| 3 | | | | | | | | | | | | |
| 4 | | | | | | | | | | | | |
| 5 | 6.17 | 6.45 | 6.22 | 6.32 | 6.13 | 6.41 | 6.05 | 6.36 | 6.22 | 6.60 | 6.25 | 6.58 |
| 6 | 6.13 | 6.38 | 6.19 | 6.29 | 6.15 | 6.36 | 6.06 | 6.32 | 6.16 | 6.54 | 6.19 | 6.45 |
| 7 | 6.30 | 6.45 | 6.25 | 6.35 | 6.21 | 6.42 | 6.22 | 6.40 | 6.25 | 6.70 | 6.25 | 6.47 |
| 8 | 6.47 | 6.62 | 6.44 | 6.53 | 6.37 | 6.59 | 6.39 | 6.57 | 6.42 | 6.87 | 6.42 | 6.64 |
| 9 | | | | | | | | | | | | |
| 10 | | | | | | | | | | | | |
| 11 | 6.50 | 6.63 | 6.45 | 6.58 | 6.42 | 6.60 | 6.43 | 6.58 | 6.48 | 6.88 | 6.48 | 6.65 |
| 12 | 6.74 | 6.84 | 6.72 | 6.79 | 6.63 | 6.96 | 6.67 | 6.84 | 6.69 | 6.94 | 6.74 | 6.87 |
| 13 | 6.97 | 7.09 | 6.97 | 7.11 | 6.86 | 7.19 | 6.93 | 7.07 | 6.94 | 7.15 | 7.02 | 7.06 |
| 14 | 7.03 | 7.13 | 7.01 | 7.15 | 6.89 | 7.23 | 6.97 | 7.11 | 6.96 | 7.19 | 7.01 | 7.11 |
| 15 | 7.13 | 7.25 | 7.11 | 7.25 | 6.99 | 7.33 | 7.08 | 7.24 | 7.06 | 7.29 | 7.11 | 7.20 |
| 16 | | | | | | | | | | | | |
| 17 | | | | | | | | | | | | |
| 18 | 7.08 | 7.22 | 7.06 | 7.20 | 6.99 | 7.28 | 7.03 | 7.19 | 7.03 | 7.26 | 7.06 | 7.16 |
| 19 | 7.13 | 7.28 | 7.08 | 7.23 | 7.04 | 7.23 | 7.03 | 7.21 | 6.98 | 7.28 | 7.11 | 7.26 |
| 20 | 7.05 | 7.18 | 6.98 | 7.13 | 6.94 | 7.12 | 6.93 | 7.11 | 6.88 | 7.18 | 7.01 | 7.16 |
| 21 | 6.98 | 7.09 | 6.89 | 7.03 | 6.84 | 7.09 | 6.84 | 7.02 | 6.79 | 7.09 | 6.86 | 7.05 |
| 22 | 7.09 | 7.20 | 6.90 | 7.18 | 6.96 | 7.18 | 6.95 | 7.13 | 6.90 | 7.20 | 7.05 | 7.13 |
| 23 | | | | | | | | | | | | |
| 24 | | | | | | | | | | | | |
| 25 | 6.98 | 7.09 | 6.93 | 7.07 | 6.82 | 7.07 | 6.91 | 7.02 | 6.90 | 7.09 | 6.84 | 7.02 |
| 26 | 7.09 | 7.20 | 7.05 | 7.18 | 6.93 | 7.15 | 7.02 | 7.13 | 7.04 | 7.20 | 6.95 | 7.13 |
| 27 | 7.10 | 7.26 | 7.06 | 7.20 | 6.92 | 7.16 | 7.01 | 7.15 | 7.06 | 7.22 | 6.96 | 7.14 |
| 28 | 7.01 | 7.16 | 6.96 | 7.08 | 6.83 | 7.07 | 6.91 | 7.05 | 6.96 | 7.12 | 6.85 | 7.05 |
| 29 | 6.83 | 7.00 | 6.80 | 6.92 | 6.66 | 6.92 | 6.74 | 6.89 | 6.80 | 6.96 | 6.65 | 6.88 |
| 30 | | | | | | | | | | | | |
| 31 | | | | | | | | | | | | |
| Mo Avg | 6.8472 | | 6.8183 | | 6.7986 | | 6.7998 | | 6.8201 | | 6.8394 | |
| | | | | | | | | | State average | | 6.8204 | |

Prepared by Iowa Department of Agriculture and Land Stewardship
Agricultural Marketing Bureau, Des Moines, Iowa

IOWA DAILY CORN RANGES FOR JUNE 2011

| | NW - I | | NC - II | | NE - III | | SW - IV | | SC - V | | SE - VI | |
|-----------|--------|------|---------|------|----------|------|---------|------|--------|------|---------|------|
| | LOW | HIGH | LOW | HIGH | LOW | HIGH | LOW | HIGH | LOW | HIGH | LOW | HIGH |
| 1 | 7.28 | 7.42 | 7.29 | 7.39 | 7.16 | 7.46 | 7.27 | 7.45 | 7.29 | 7.63 | 7.33 | 7.52 |
| 2 | 7.36 | 7.50 | 7.38 | 7.47 | 7.24 | 7.52 | 7.28 | 7.53 | 7.38 | 7.76 | 7.41 | 7.60 |
| 3 | 7.14 | 7.37 | 7.28 | 7.37 | 7.11 | 7.40 | 7.13 | 7.40 | 7.26 | 7.64 | 7.29 | 7.46 |
| 4 | | | | | | | | | | | | |
| 5 | | | | | | | | | | | | |
| 6 | 6.99 | 7.17 | 7.06 | 7.15 | 6.89 | 7.14 | 6.91 | 7.18 | 7.05 | 7.42 | 7.07 | 7.24 |
| 7 | 7.06 | 7.22 | 7.13 | 7.19 | 6.94 | 7.18 | 6.99 | 7.23 | 7.10 | 7.46 | 7.13 | 7.29 |
| 8 | 7.34 | 7.54 | 7.40 | 7.47 | 7.21 | 7.46 | 7.26 | 7.46 | 7.37 | 7.74 | 7.40 | 7.56 |
| 9 | 7.51 | 7.73 | 7.60 | 7.71 | 7.47 | 7.68 | 7.48 | 7.68 | 7.59 | 7.85 | 7.60 | 7.77 |
| 10 | 7.53 | 7.74 | 7.62 | 7.72 | 7.48 | 7.69 | 7.48 | 7.67 | 7.60 | 7.82 | 7.60 | 7.77 |
| 11 | | | | | | | | | | | | |
| 12 | | | | | | | | | | | | |
| 13 | 7.48 | 7.70 | 7.58 | 7.68 | 7.44 | 7.65 | 7.44 | 7.63 | 7.57 | 7.77 | 7.57 | 7.73 |
| 14 | 7.21 | 7.43 | 7.31 | 7.41 | 7.21 | 7.40 | 7.17 | 7.40 | 7.30 | 7.50 | 7.30 | 7.46 |
| 15 | 6.92 | 7.15 | 7.02 | 7.11 | 6.87 | 7.09 | 6.86 | 7.06 | 7.00 | 7.21 | 7.01 | 7.22 |
| 16 | 6.67 | 6.91 | 6.68 | 6.87 | 6.67 | 6.85 | 6.62 | 6.82 | 6.69 | 6.96 | 6.76 | 6.95 |
| 17 | 6.66 | 6.89 | 6.76 | 6.85 | 6.62 | 6.84 | 6.60 | 6.80 | 6.77 | 6.95 | 6.75 | 6.95 |
| 18 | | | | | | | | | | | | |
| 19 | | | | | | | | | | | | |
| 20 | 6.66 | 6.90 | 6.77 | 6.86 | 6.62 | 6.91 | 6.68 | 6.82 | 6.78 | 6.95 | 6.75 | 6.95 |
| 21 | 6.80 | 6.99 | 6.84 | 6.93 | 6.67 | 6.98 | 6.78 | 6.90 | 6.85 | 6.98 | 6.82 | 7.02 |
| 22 | 6.50 | 6.71 | 6.49 | 6.63 | 6.37 | 6.68 | 6.47 | 6.60 | 6.48 | 6.72 | 6.52 | 6.72 |
| 23 | 6.53 | 6.74 | 6.59 | 6.67 | 6.40 | 6.71 | 6.50 | 6.65 | 6.61 | 6.75 | 6.48 | 6.76 |
| 24 | 6.43 | 6.63 | 6.50 | 6.56 | 6.30 | 6.61 | 6.43 | 6.56 | 6.50 | 6.66 | 6.42 | 6.66 |
| 25 | | | | | | | | | | | | |
| 26 | | | | | | | | | | | | |
| 27 | 6.34 | 6.55 | 6.39 | 6.47 | 6.21 | 6.50 | 6.36 | 6.50 | 6.39 | 6.66 | 6.33 | 6.57 |
| 28 | 6.53 | 6.77 | 6.63 | 6.74 | 6.47 | 6.74 | 6.58 | 6.72 | 6.64 | 6.88 | 6.60 | 6.85 |
| 29 | 6.69 | 6.93 | 6.74 | 6.84 | 6.49 | 6.87 | 6.73 | 6.87 | 6.74 | 7.08 | 6.68 | 6.94 |
| 30 | 5.98 | 6.63 | 5.96 | 6.52 | 6.30 | 6.55 | 6.04 | 6.50 | 5.94 | 6.65 | 6.08 | 6.56 |

| | | | | | | |
|--------|--------|--------|--------|--------|---------------|--------|
| Mo Avg | 7.0145 | 7.0190 | 6.9808 | 6.9873 | 7.0533 | 7.0793 |
| | | | | | State average | 7.0182 |

Prepared by Iowa Department of Agriculture and Land Stewardship
Agricultural Marketing Bureau, Des Moines, Iowa

IOWA DAILY CORN RANGES FOR MARCH 2011

| | NW - I | | NC - II | | NE - III | | SW - IV | | SC - V | | SE - VI | |
|-----------|--------|------|---------|------|----------|------|---------|------|---------------|------|---------|------|
| | LOW | HIGH | LOW | HIGH | LOW | HIGH | LOW | HIGH | LOW | HIGH | LOW | HIGH |
| 1 | 6.85 | 7.01 | 6.87 | 6.95 | 6.80 | 7.03 | 6.84 | 6.96 | 6.89 | 7.10 | 6.82 | 7.00 |
| 2 | 6.71 | 6.87 | 6.73 | 6.82 | 6.62 | 6.89 | 6.56 | 6.81 | 6.75 | 6.91 | 6.71 | 6.86 |
| 3 | 6.87 | 7.02 | 6.88 | 6.97 | 6.77 | 7.05 | 6.72 | 6.97 | 6.90 | 7.07 | 6.86 | 7.02 |
| 4 | 6.78 | 6.93 | 6.79 | 6.88 | 6.68 | 6.96 | 6.64 | 6.88 | 6.81 | 6.89 | 6.77 | 6.94 |
| 5 | | | | | | | | | | | | |
| 6 | | | | | | | | | | | | |
| 7 | 6.69 | 6.83 | 6.69 | 6.78 | 6.61 | 6.80 | 6.53 | 6.78 | 6.68 | 6.79 | 6.67 | 6.82 |
| 8 | 6.57 | 6.71 | 6.57 | 6.66 | 6.49 | 6.68 | 6.41 | 6.66 | 6.56 | 6.67 | 6.56 | 6.70 |
| 9 | 6.53 | 6.66 | 6.52 | 6.61 | 6.44 | 6.64 | 6.37 | 6.65 | 6.51 | 6.62 | 6.52 | 6.69 |
| 10 | 6.35 | 6.48 | 6.34 | 6.43 | 6.26 | 6.46 | 6.19 | 6.47 | 6.33 | 6.44 | 6.34 | 6.51 |
| 11 | 6.16 | 6.31 | 6.15 | 6.24 | 6.07 | 6.27 | 6.00 | 6.24 | 6.14 | 6.25 | 6.15 | 6.32 |
| 12 | | | | | | | | | | | | |
| 13 | | | | | | | | | | | | |
| 14 | 6.19 | 6.33 | 6.17 | 6.28 | 6.10 | 6.29 | 6.02 | 6.30 | 6.16 | 6.27 | 6.20 | 6.35 |
| 15 | 5.85 | 6.05 | 5.78 | 5.96 | 5.80 | 5.99 | 5.72 | 6.00 | 5.76 | 5.97 | 5.86 | 6.02 |
| 16 | 5.69 | 5.86 | 5.68 | 5.78 | 5.60 | 5.85 | 5.51 | 5.81 | 5.67 | 5.86 | 5.71 | 5.91 |
| 17 | 5.99 | 6.16 | 5.98 | 6.08 | 5.90 | 6.15 | 5.81 | 6.11 | 6.00 | 6.16 | 6.00 | 6.21 |
| 18 | 6.36 | 6.51 | 6.35 | 6.46 | 6.27 | 6.52 | 6.18 | 6.48 | 6.37 | 6.53 | 6.38 | 6.58 |
| 19 | | | | | | | | | | | | |
| 20 | | | | | | | | | | | | |
| 21 | 6.39 | 6.54 | 6.38 | 6.49 | 6.30 | 6.59 | 6.21 | 6.51 | 6.40 | 6.66 | 6.41 | 6.61 |
| 22 | 6.40 | 6.55 | 6.38 | 6.54 | 6.30 | 6.59 | 6.22 | 6.51 | 6.40 | 6.67 | 6.42 | 6.62 |
| 23 | 6.34 | 6.49 | 6.32 | 6.48 | 6.25 | 6.53 | 6.15 | 6.45 | 6.37 | 6.61 | 6.36 | 6.56 |
| 24 | 6.55 | 6.70 | 6.54 | 6.69 | 6.44 | 6.72 | 6.37 | 6.67 | 6.59 | 6.82 | 6.58 | 6.78 |
| 25 | 6.42 | 6.57 | 6.41 | 6.57 | 6.34 | 6.59 | 6.24 | 6.54 | 6.46 | 6.69 | 6.45 | 6.65 |
| 26 | | | | | | | | | | | | |
| 27 | | | | | | | | | | | | |
| 28 | 6.27 | 6.38 | 6.22 | 6.40 | 6.13 | 6.36 | 6.08 | 6.35 | 6.27 | 6.51 | 6.29 | 6.48 |
| 29 | 6.28 | 6.42 | 6.23 | 6.40 | 6.14 | 6.40 | 6.12 | 6.36 | 6.28 | 6.52 | 6.30 | 6.49 |
| 30 | 6.19 | 6.33 | 6.14 | 6.30 | 6.03 | 6.31 | 6.01 | 6.33 | 6.20 | 6.43 | 6.21 | 6.40 |
| 31 | 6.49 | 6.64 | 6.47 | 6.60 | 6.37 | 6.75 | 6.36 | 6.63 | 6.48 | 6.73 | 6.51 | 6.78 |
| Mo Avg | 6.4532 | | 6.4194 | | 6.4205 | | 6.3945 | | 6.4475 | | 6.4909 | |
| | | | | | | | | | State average | | 6.4334 | |

Prepared by Iowa Department of Agriculture and Land Stewardship
 Agricultural Marketing Bureau, Des Moines, Iowa

IOWA DAILY CORN RANGES FOR MAY 2011

| | NW - I | | NC - II | | NE - III | | SW - IV | | SC - V | | SE - VI | |
|-----------|--------|------|---------|------|----------|------|---------|------|---------------|------|---------|------|
| | LOW | HIGH | LOW | HIGH | LOW | HIGH | LOW | HIGH | LOW | HIGH | LOW | HIGH |
| 1 | | | | | | | | | | | | |
| 2 | 6.91 | 7.07 | 6.90 | 6.98 | 6.78 | 7.07 | 6.86 | 7.10 | 6.91 | 7.14 | 6.97 | 7.13 |
| 3 | 6.81 | 6.96 | 6.79 | 6.87 | 6.58 | 6.96 | 6.77 | 6.99 | 6.81 | 7.04 | 6.87 | 7.02 |
| 4 | 6.89 | 7.02 | 6.85 | 6.93 | 6.68 | 7.02 | 6.85 | 7.07 | 6.87 | 7.09 | 6.94 | 7.08 |
| 5 | 6.69 | 6.83 | 6.63 | 6.76 | 6.47 | 6.81 | 6.65 | 6.86 | 6.68 | 6.89 | 6.73 | 6.88 |
| 6 | 6.46 | 6.60 | 6.40 | 6.53 | 6.24 | 6.60 | 6.43 | 6.63 | 6.45 | 6.62 | 6.51 | 6.65 |
| 7 | | | | | | | | | | | | |
| 8 | | | | | | | | | | | | |
| 9 | 6.67 | 6.82 | 6.62 | 6.75 | 6.46 | 6.84 | 6.65 | 6.85 | 6.67 | 6.87 | 6.72 | 6.87 |
| 10 | 6.67 | 6.81 | 6.61 | 6.74 | 6.45 | 6.84 | 6.66 | 6.84 | 6.66 | 6.87 | 6.72 | 6.89 |
| 11 | 6.37 | 6.51 | 6.31 | 6.44 | 6.16 | 6.54 | 6.36 | 6.54 | 6.38 | 6.57 | 6.42 | 6.57 |
| 12 | 6.40 | 6.57 | 6.35 | 6.49 | 6.20 | 6.58 | 6.39 | 6.58 | 6.42 | 6.75 | 6.46 | 6.65 |
| 13 | 6.42 | 6.58 | 6.36 | 6.51 | 6.25 | 6.61 | 6.43 | 6.62 | 6.45 | 6.77 | 6.51 | 6.69 |
| 14 | | | | | | | | | | | | |
| 15 | | | | | | | | | | | | |
| 16 | 6.65 | 6.76 | 6.52 | 6.67 | 6.47 | 6.79 | 6.60 | 6.78 | 6.63 | 7.02 | 6.69 | 6.87 |
| 17 | 6.88 | 6.98 | 6.74 | 6.98 | 6.69 | 7.01 | 6.83 | 7.02 | 6.85 | 7.25 | 6.92 | 7.09 |
| 18 | 7.18 | 7.28 | 7.04 | 7.22 | 7.00 | 7.33 | 7.13 | 7.32 | 7.20 | 7.45 | 7.22 | 7.39 |
| 19 | 7.16 | 7.29 | 7.02 | 7.20 | 6.99 | 7.35 | 7.12 | 7.30 | 7.18 | 7.43 | 7.21 | 7.37 |
| 20 | 7.27 | 7.41 | 7.14 | 7.37 | 7.11 | 7.46 | 7.17 | 7.42 | 7.29 | 7.54 | 7.34 | 7.50 |
| 21 | | | | | | | | | | | | |
| 22 | | | | | | | | | | | | |
| 23 | 7.22 | 7.35 | 7.08 | 7.31 | 7.05 | 7.40 | 7.20 | 7.36 | 7.24 | 7.49 | 7.29 | 7.46 |
| 24 | 7.01 | 7.14 | 6.87 | 7.10 | 6.86 | 7.19 | 7.00 | 7.15 | 7.03 | 7.28 | 7.08 | 7.25 |
| 25 | 7.10 | 7.24 | 7.11 | 7.19 | 6.95 | 7.27 | 7.09 | 7.24 | 7.12 | 7.47 | 7.17 | 7.34 |
| 26 | 7.13 | 7.28 | 7.16 | 7.23 | 6.99 | 7.33 | 7.12 | 7.31 | 7.16 | 7.50 | 7.20 | 7.38 |
| 27 | 7.26 | 7.41 | 7.29 | 7.36 | 7.12 | 7.46 | 7.25 | 7.50 | 7.29 | 7.63 | 7.33 | 7.51 |
| 28 | | | | | | | | | | | | |
| 29 | | | | | | | | | | | | |
| 30 | | | | | | | | | | | | |
| 31 | 7.17 | 7.31 | 7.18 | 7.28 | 7.05 | 7.35 | 7.14 | 7.34 | 7.18 | 7.52 | 7.24 | 7.38 |
| Mo Avg | 6.9282 | | 6.8899 | | 6.8942 | | 6.9461 | | 6.9679 | | 7.0181 | |
| | | | | | | | | | State average | | 6.9260 | |

Prepared by Iowa Department of Agriculture and Land Stewardship
 Agricultural Marketing Bureau, Des Moines, Iowa

IOWA DAILY CORN RANGES FOR NOVEMBER 2011

| | NW - I | | NC - II | | NE - III | | SW - IV | | SC - V | | SE - VI | |
|-----------|--------|------|---------|------|----------|------|---------|------|--------|------|---------|------|
| | LOW | HIGH | LOW | HIGH | LOW | HIGH | LOW | HIGH | LOW | HIGH | LOW | HIGH |
| 1 | 6.24 | 6.38 | 6.20 | 6.32 | 6.10 | 6.43 | 6.19 | 6.41 | 6.20 | 6.39 | 6.28 | 6.52 |
| 2 | 6.15 | 6.29 | 6.13 | 6.23 | 6.01 | 6.34 | 6.10 | 6.32 | 6.11 | 6.30 | 6.17 | 6.43 |
| 3 | 6.23 | 6.38 | 6.21 | 6.32 | 6.10 | 6.43 | 6.18 | 6.41 | 6.19 | 6.38 | 6.25 | 6.54 |
| 4 | 6.26 | 6.40 | 6.23 | 6.34 | 6.12 | 6.43 | 6.21 | 6.43 | 6.22 | 6.41 | 6.28 | 6.56 |
| 5 | | | | | | | | | | | | |
| 6 | | | | | | | | | | | | |
| 7 | 6.25 | 6.37 | 6.21 | 6.31 | 6.15 | 6.40 | 6.18 | 6.43 | 6.20 | 6.38 | 6.25 | 6.52 |
| 8 | 6.32 | 6.47 | 6.30 | 6.39 | 6.21 | 6.42 | 6.27 | 6.51 | 6.28 | 6.55 | 6.30 | 6.60 |
| 9 | 6.28 | 6.42 | 6.25 | 6.34 | 6.16 | 6.41 | 6.25 | 6.46 | 6.25 | 6.51 | 6.28 | 6.56 |
| 10 | 6.17 | 6.32 | 6.15 | 6.24 | 6.07 | 6.31 | 6.15 | 6.41 | 6.17 | 6.40 | 6.18 | 6.47 |
| 11 | | | | | | | | | | | | |
| 12 | | | | | | | | | | | | |
| 13 | | | | | | | | | | | | |
| 14 | 6.08 | 6.20 | 6.03 | 6.14 | 5.94 | 6.19 | 6.03 | 6.29 | 6.05 | 6.28 | 6.08 | 6.28 |
| 15 | 6.22 | 6.32 | 6.17 | 6.26 | 6.08 | 6.31 | 6.15 | 6.41 | 6.17 | 6.40 | 6.20 | 6.40 |
| 16 | 6.20 | 6.29 | 6.14 | 6.23 | 6.05 | 6.28 | 6.15 | 6.38 | 6.15 | 6.38 | 6.18 | 6.39 |
| 17 | 5.91 | 6.03 | 5.86 | 5.95 | 5.77 | 5.96 | 5.86 | 6.10 | 5.87 | 6.09 | 5.89 | 6.13 |
| 18 | 5.87 | 6.02 | 5.81 | 5.90 | 5.72 | 5.92 | 5.82 | 6.05 | 5.82 | 6.05 | 5.80 | 6.06 |
| 19 | | | | | | | | | | | | |
| 20 | | | | | | | | | | | | |
| 21 | 5.75 | 5.90 | 5.69 | 5.78 | 5.62 | 5.85 | 5.70 | 5.93 | 5.70 | 5.93 | 5.70 | 5.90 |
| 22 | 5.78 | 5.91 | 5.70 | 5.79 | 5.60 | 5.86 | 5.71 | 5.94 | 5.71 | 5.94 | 5.77 | 5.92 |
| 23 | 5.67 | 5.85 | 5.60 | 5.69 | 5.49 | 5.76 | 5.61 | 5.84 | 5.61 | 5.84 | 5.67 | 5.83 |
| 24 | | | | | | | | | | | | |
| 25 | | | | | | | | | | | | |
| 26 | | | | | | | | | | | | |
| 27 | | | | | | | | | | | | |
| 28 | 5.70 | 5.88 | 5.63 | 5.76 | 5.55 | 5.80 | 5.64 | 5.95 | 5.67 | 5.88 | 5.71 | 5.86 |
| 29 | 5.77 | 5.95 | 5.69 | 5.83 | 5.61 | 5.82 | 5.72 | 6.02 | 5.74 | 5.95 | 5.73 | 5.89 |
| 30 | 5.80 | 6.00 | 5.74 | 5.85 | 5.61 | 5.86 | 5.75 | 6.02 | 5.77 | 6.00 | 5.76 | 5.90 |

| | | | | | | |
|--------|--------|--------|--------|--------|---------------|--------|
| Mo Avg | 6.0858 | 6.0388 | 6.0202 | 6.0907 | 6.0643 | 6.0984 |
| | | | | | State average | 6.0592 |

Prepared by Iowa Department of Agriculture and Land Stewardship
Agricultural Marketing Bureau, Des Moines, Iowa

IOWA DAILY CORN RANGES FOR OCTOBER 2011

| | NW - I | | NC - II | | NE - III | | SW - IV | | SC - V | | SE - VI | |
|-----------|--------|------|---------|------|----------|------|---------|------|---------------|------|---------|------|
| | LOW | HIGH | LOW | HIGH | LOW | HIGH | LOW | HIGH | LOW | HIGH | LOW | HIGH |
| 1 | | | | | | | | | | | | |
| 2 | | | | | | | | | | | | |
| 3 | 5.47 | 5.64 | 5.50 | 5.58 | 5.50 | 5.83 | 5.46 | 5.69 | 5.48 | 5.62 | 5.50 | 5.78 |
| 4 | 5.46 | 5.59 | 5.45 | 5.56 | 5.45 | 5.78 | 5.42 | 5.59 | 5.43 | 5.58 | 5.45 | 5.72 |
| 5 | 5.63 | 5.79 | 5.63 | 5.74 | 5.63 | 5.96 | 5.59 | 5.77 | 5.61 | 5.90 | 5.68 | 5.94 |
| 6 | 5.63 | 5.79 | 5.63 | 5.74 | 5.63 | 5.97 | 5.59 | 5.76 | 5.61 | 5.90 | 5.68 | 5.95 |
| 7 | 5.58 | 5.73 | 5.58 | 5.69 | 5.58 | 6.04 | 5.54 | 5.75 | 5.55 | 5.85 | 5.62 | 5.94 |
| 8 | | | | | | | | | | | | |
| 9 | | | | | | | | | | | | |
| 10 | 5.66 | 5.78 | 5.63 | 5.75 | 5.60 | 6.03 | 5.59 | 5.78 | 5.61 | 5.90 | 5.67 | 5.93 |
| 11 | 6.06 | 6.18 | 6.03 | 6.15 | 6.02 | 6.42 | 6.03 | 6.15 | 6.03 | 6.30 | 6.07 | 6.39 |
| 12 | 6.02 | 6.14 | 5.99 | 6.11 | 5.98 | 6.31 | 5.95 | 6.14 | 6.03 | 6.26 | 6.05 | 6.35 |
| 13 | 6.00 | 6.11 | 6.00 | 6.08 | 5.95 | 6.28 | 5.96 | 6.08 | 5.98 | 6.23 | 6.10 | 6.35 |
| 14 | 6.03 | 6.15 | 6.02 | 6.10 | 5.97 | 6.30 | 6.00 | 6.10 | 6.00 | 6.25 | 6.12 | 6.37 |
| 15 | | | | | | | | | | | | |
| 16 | | | | | | | | | | | | |
| 17 | 6.03 | 6.16 | 6.02 | 6.14 | 5.98 | 6.32 | 5.95 | 6.16 | 6.03 | 6.35 | 6.13 | 6.38 |
| 18 | 6.07 | 6.22 | 6.05 | 6.17 | 6.00 | 6.35 | 6.04 | 6.20 | 6.08 | 6.39 | 6.16 | 6.43 |
| 19 | 6.03 | 6.18 | 6.00 | 6.12 | 5.95 | 6.31 | 6.00 | 6.15 | 6.02 | 6.33 | 6.11 | 6.38 |
| 20 | 6.14 | 6.29 | 6.11 | 6.24 | 6.03 | 6.42 | 6.12 | 6.26 | 6.13 | 6.34 | 6.22 | 6.47 |
| 21 | 6.16 | 6.28 | 6.12 | 6.23 | 6.05 | 6.41 | 6.12 | 6.31 | 6.13 | 6.34 | 6.21 | 6.44 |
| 22 | | | | | | | | | | | | |
| 23 | | | | | | | | | | | | |
| 24 | 6.18 | 6.30 | 6.14 | 6.27 | 6.08 | 6.44 | 6.14 | 6.33 | 6.15 | 6.36 | 6.23 | 6.46 |
| 25 | 6.17 | 6.30 | 6.14 | 6.27 | 6.14 | 6.41 | 6.16 | 6.33 | 6.15 | 6.36 | 6.23 | 6.46 |
| 26 | 6.04 | 6.18 | 6.01 | 6.13 | 5.98 | 6.27 | 6.02 | 6.19 | 6.01 | 6.22 | 6.09 | 6.32 |
| 27 | 6.18 | 6.30 | 6.17 | 6.28 | 6.12 | 6.41 | 6.16 | 6.40 | 6.17 | 6.36 | 6.24 | 6.47 |
| 28 | 6.23 | 6.33 | 6.21 | 6.31 | 6.13 | 6.44 | 6.20 | 6.43 | 6.21 | 6.40 | 6.29 | 6.50 |
| 29 | | | | | | | | | | | | |
| 30 | | | | | | | | | | | | |
| 31 | 6.15 | 6.29 | 6.13 | 6.27 | 6.06 | 6.36 | 6.12 | 6.35 | 6.13 | 6.32 | 6.19 | 6.42 |
| Mo Avg | 5.9997 | | 5.9835 | | 6.0629 | | 5.9952 | | 5.9957 | | 6.1323 | |
| | | | | | | | | | State average | | 6.0198 | |

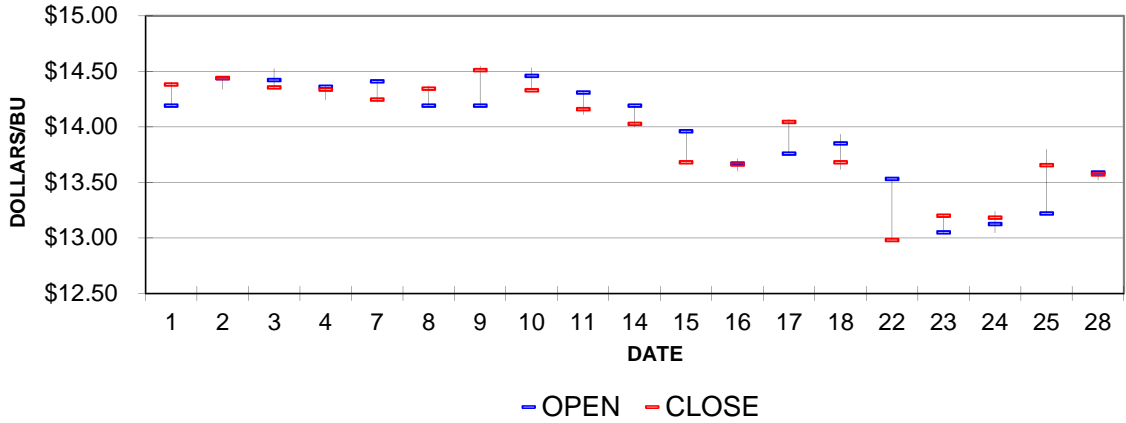
Prepared by Iowa Department of Agriculture and Land Stewardship
 Agricultural Marketing Bureau, Des Moines, Iowa

IOWA DAILY CORN RANGES FOR SEPTEMBER 2011

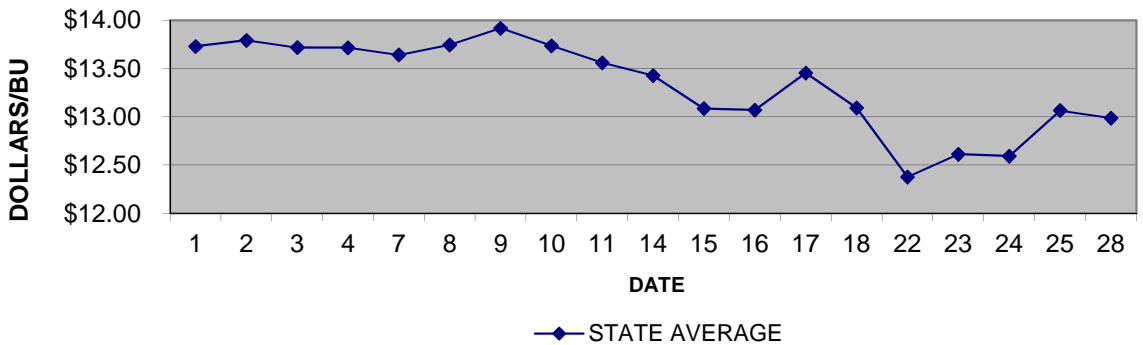
| | NW - I | | NC - II | | NE - III | | SW - IV | | SC - V | | SE - VI | |
|-----------|--------|------|---------|------|----------|------|---------|------|---------------|------|---------|------|
| | LOW | HIGH | LOW | HIGH | LOW | HIGH | LOW | HIGH | LOW | HIGH | LOW | HIGH |
| 1 | 6.96 | 7.24 | 6.99 | 7.14 | 6.91 | 7.31 | 6.98 | 7.09 | 7.03 | 7.33 | 6.96 | 7.27 |
| 2 | 7.18 | 7.46 | 7.23 | 7.35 | 7.12 | 7.52 | 7.22 | 7.31 | 7.24 | 7.55 | 7.17 | 7.48 |
| 3 | | | | | | | | | | | | |
| 4 | | | | | | | | | | | | |
| 5 | | | | | | | | | | | | |
| 6 | 7.13 | 7.38 | 7.19 | 7.31 | 7.09 | 7.48 | 7.08 | 7.26 | 7.20 | 7.51 | 7.25 | 7.44 |
| 7 | 7.06 | 7.28 | 7.03 | 7.23 | 7.01 | 7.40 | 7.00 | 7.18 | 7.08 | 7.38 | 7.17 | 7.36 |
| 8 | 6.92 | 7.14 | 6.89 | 7.09 | 6.87 | 7.26 | 6.90 | 7.04 | 6.94 | 7.05 | 7.03 | 7.22 |
| 9 | 6.94 | 7.16 | 6.91 | 7.12 | 6.89 | 7.29 | 6.86 | 7.07 | 6.96 | 7.26 | 7.06 | 7.24 |
| 10 | | | | | | | | | | | | |
| 11 | | | | | | | | | | | | |
| 12 | 7.03 | 7.23 | 7.00 | 7.21 | 7.00 | 7.38 | 6.95 | 7.16 | 7.05 | 7.35 | 7.15 | 7.32 |
| 13 | 6.81 | 7.01 | 6.77 | 6.98 | 6.81 | 7.15 | 6.72 | 6.93 | 6.83 | 7.03 | 6.92 | 7.07 |
| 14 | 6.79 | 7.02 | 6.78 | 6.99 | 6.83 | 7.16 | 6.73 | 6.94 | 6.79 | 7.04 | 6.93 | 7.14 |
| 15 | 6.56 | 6.79 | 6.55 | 6.76 | 6.60 | 6.93 | 6.50 | 6.71 | 6.56 | 6.76 | 6.66 | 6.87 |
| 16 | 6.46 | 6.70 | 6.48 | 6.64 | 6.52 | 6.84 | 6.41 | 6.62 | 6.47 | 6.67 | 6.58 | 6.77 |
| 17 | | | | | | | | | | | | |
| 18 | | | | | | | | | | | | |
| 19 | 6.46 | 6.70 | 6.48 | 6.62 | 6.50 | 6.84 | 6.37 | 6.62 | 6.45 | 6.67 | 6.53 | 6.77 |
| 20 | 6.44 | 6.68 | 6.47 | 6.60 | 6.48 | 6.84 | 6.39 | 6.60 | 6.43 | 6.65 | 6.52 | 6.79 |
| 21 | 6.40 | 6.68 | 6.43 | 6.59 | 6.41 | 6.80 | 6.39 | 6.56 | 6.39 | 6.61 | 6.48 | 6.79 |
| 22 | 6.10 | 6.34 | 6.07 | 6.23 | 6.08 | 6.49 | 6.04 | 6.20 | 6.05 | 6.25 | 6.12 | 6.44 |
| 23 | 5.98 | 6.23 | 5.96 | 6.12 | 5.94 | 6.38 | 5.92 | 6.09 | 5.94 | 6.10 | 5.99 | 6.33 |
| 24 | | | | | | | | | | | | |
| 25 | | | | | | | | | | | | |
| 26 | 6.08 | 6.32 | 6.05 | 6.18 | 6.04 | 6.48 | 6.02 | 6.18 | 6.03 | 6.19 | 6.10 | 6.42 |
| 27 | 6.12 | 6.36 | 6.09 | 6.22 | 6.11 | 6.61 | 6.06 | 6.24 | 6.07 | 6.23 | 6.16 | 6.56 |
| 28 | 5.91 | 6.15 | 5.88 | 6.01 | 5.89 | 6.31 | 5.85 | 6.05 | 5.86 | 6.02 | 5.95 | 6.39 |
| 29 | 5.92 | 6.19 | 5.91 | 6.03 | 5.96 | 6.23 | 5.86 | 6.09 | 5.88 | 6.04 | 6.00 | 6.19 |
| 30 | 5.52 | 5.79 | 5.50 | 5.60 | 5.56 | 5.83 | 5.46 | 5.66 | 5.48 | 5.62 | 5.57 | 5.80 |
| Mo Avg | 6.6045 | | 6.5647 | | 6.6564 | | 6.5623 | | 6.5843 | | 6.7245 | |
| | | | | | | | | | State average | | 6.6074 | |

Prepared by Iowa Department of Agriculture and Land Stewardship
Agricultural Marketing Bureau, Des Moines, Iowa

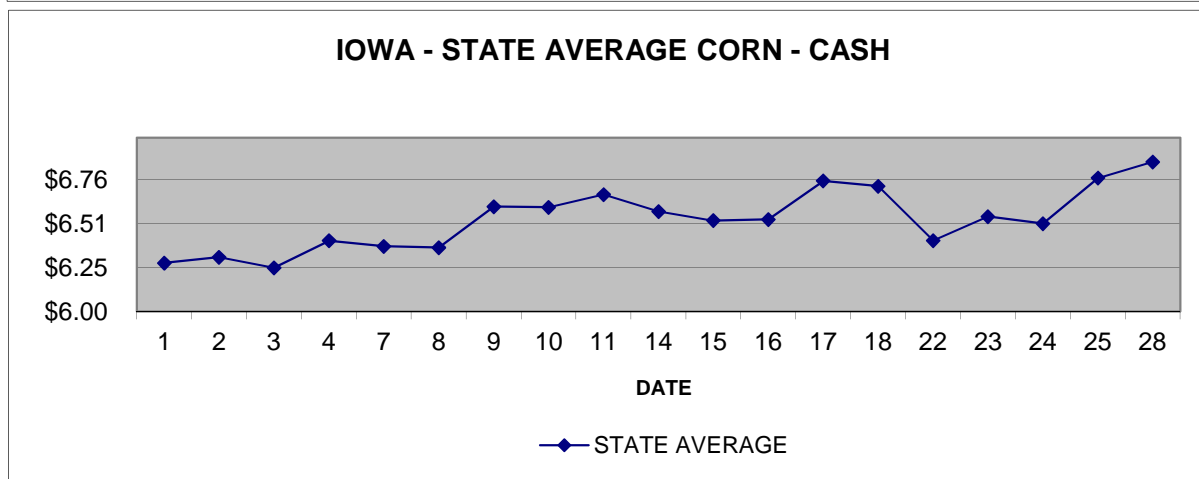
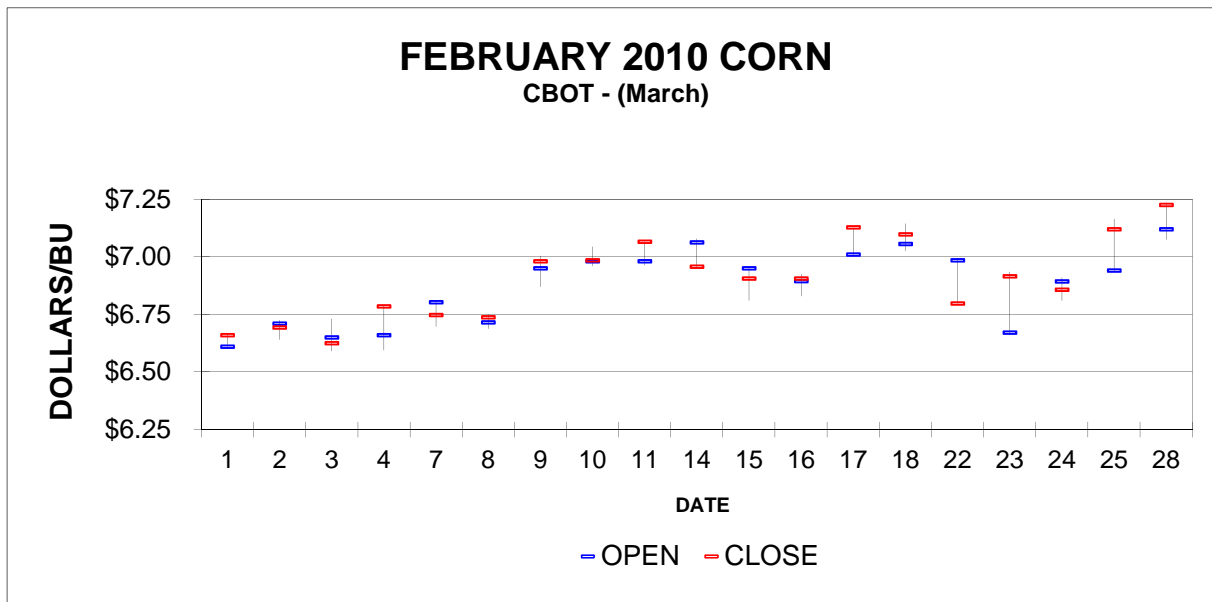
FEBRUARY 2010 SOYBEANS CBOT- (March)



IOWA - STATE AVERAGE SOYBEANS - CASH

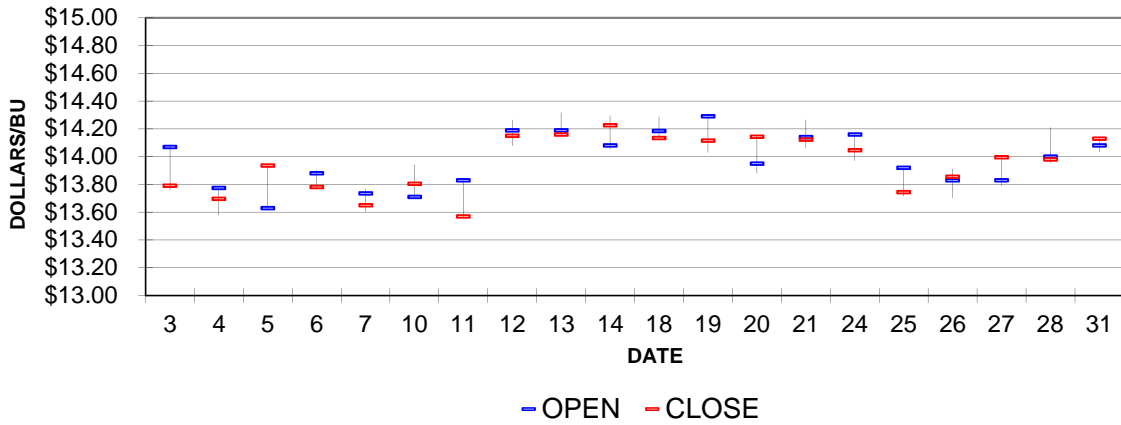


Source: Iowa Department of Agriculture and Land Stewardship

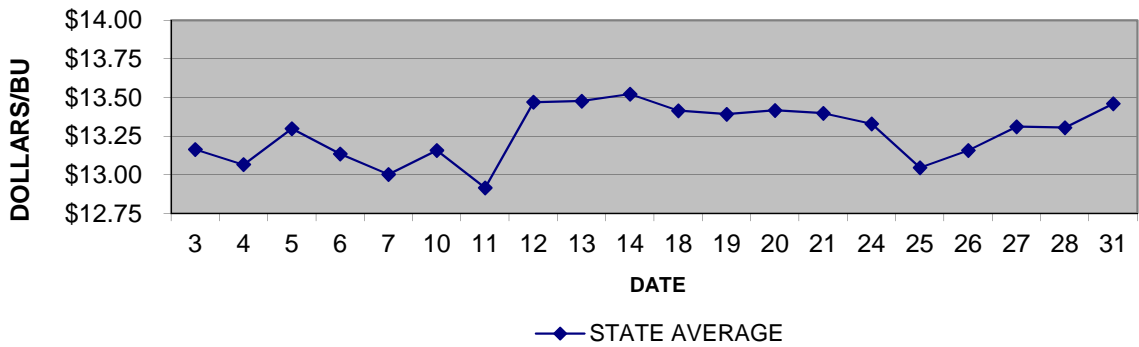


Source: Iowa Department of Agriculture and Land Stewardship

JANUARY 2011 SOYBEANS CBOT- (March)

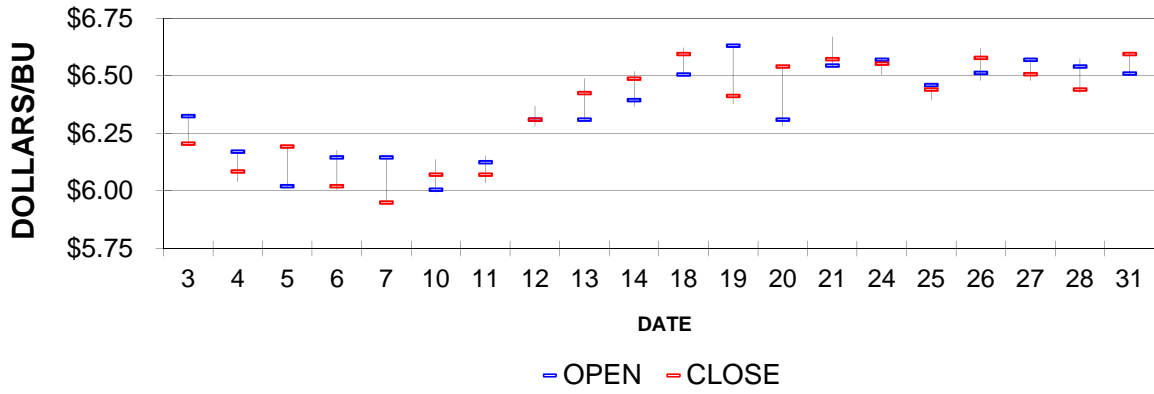


IOWA - STATE AVERAGE SOYBEANS - CASH

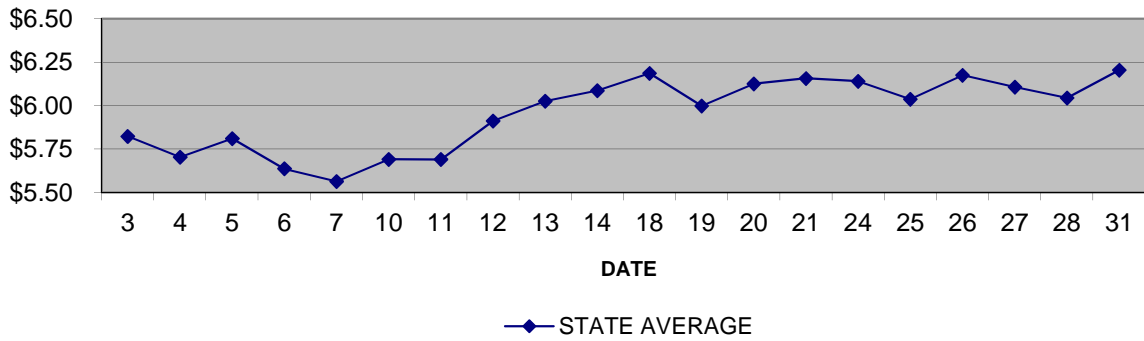


Source: Iowa Department of Agriculture and Land Stewardship

JANUARY 2011 CORN CBOT - (March)

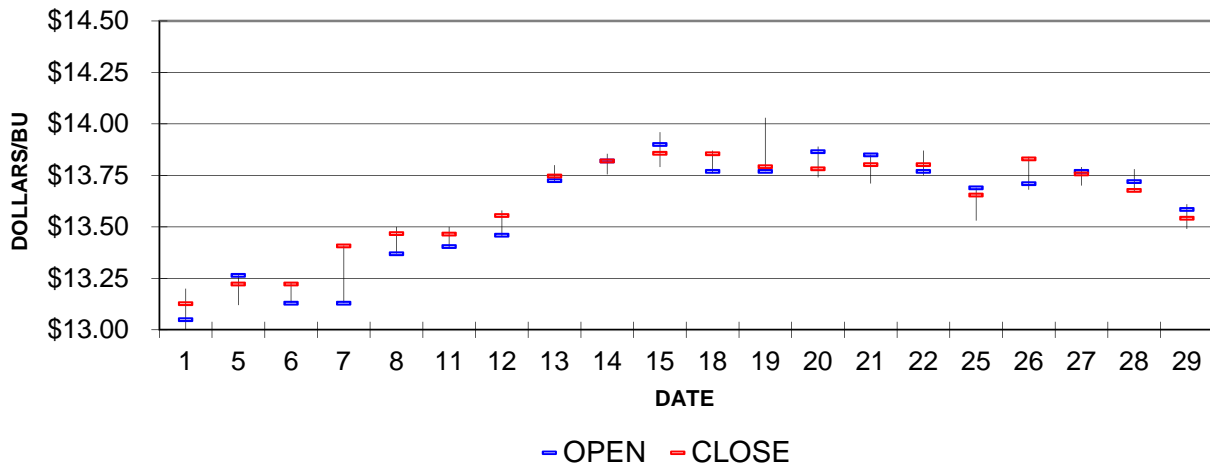


IOWA - STATE AVERAGE CORN - CASH

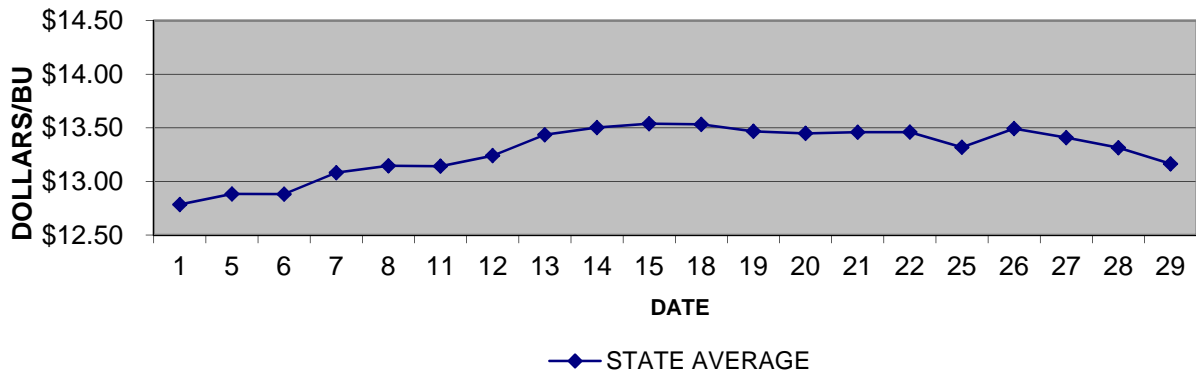


Source: Iowa Department of Agriculture and Land Stewardship

JULY 2011 SOYBEANS CBOT- (Sept)

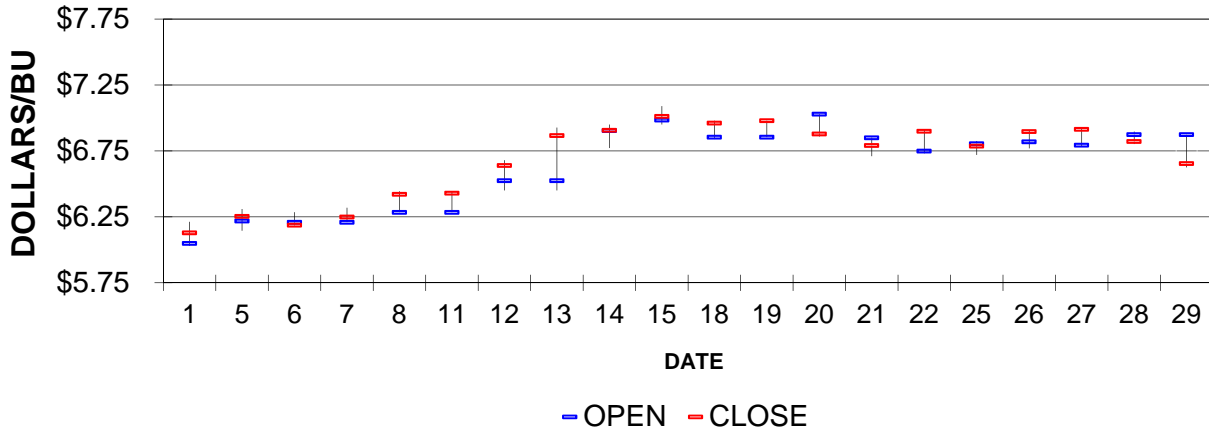


IOWA - STATE AVERAGE SOYBEANS - CASH

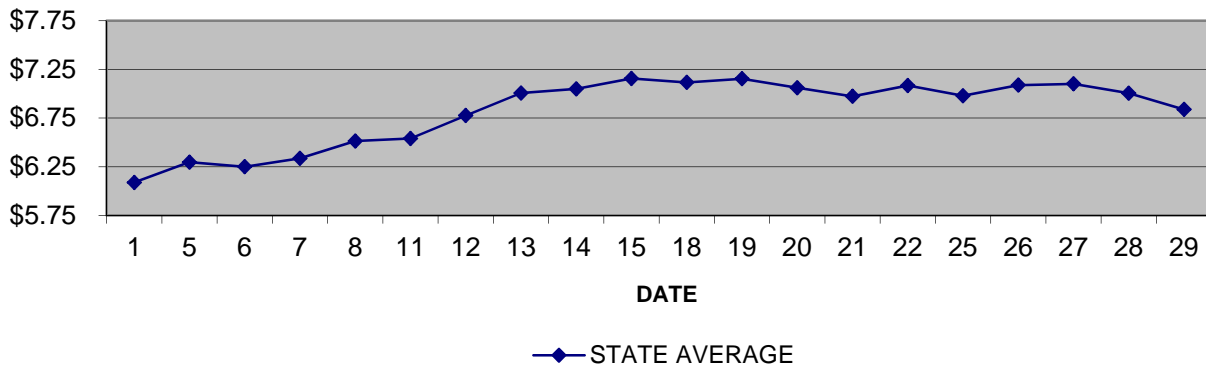


Source: Iowa Department of Agriculture and Land Stewardship

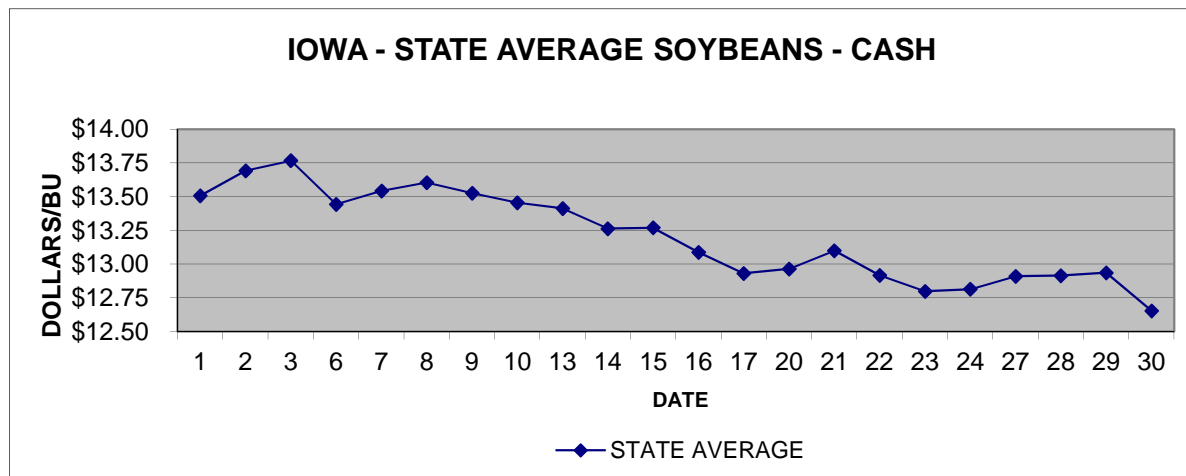
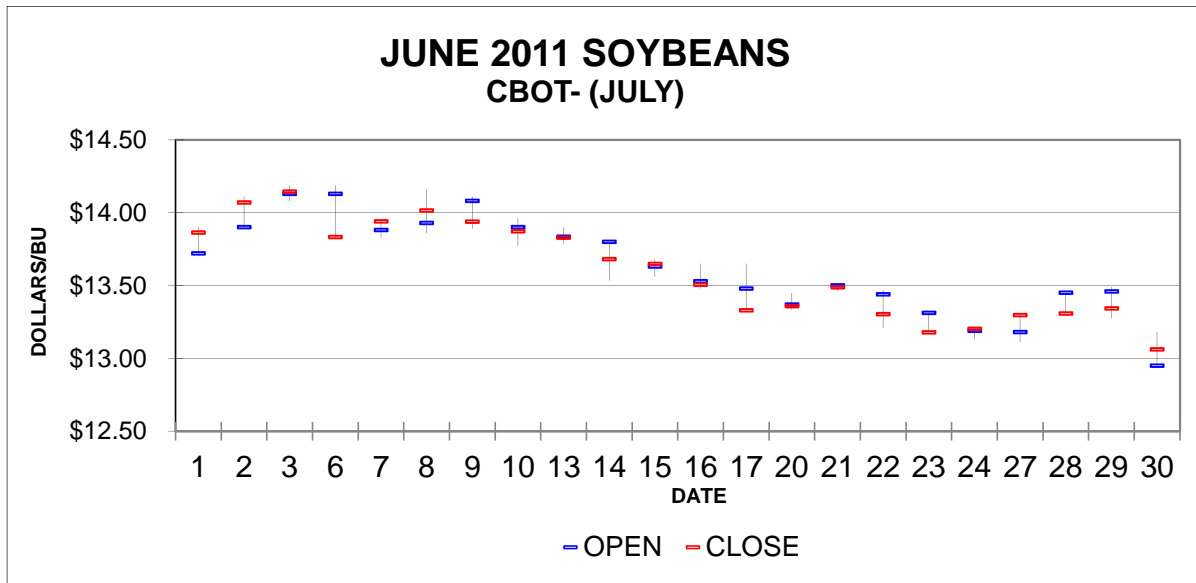
JULY 2011 CORN CBOT - (Aug)



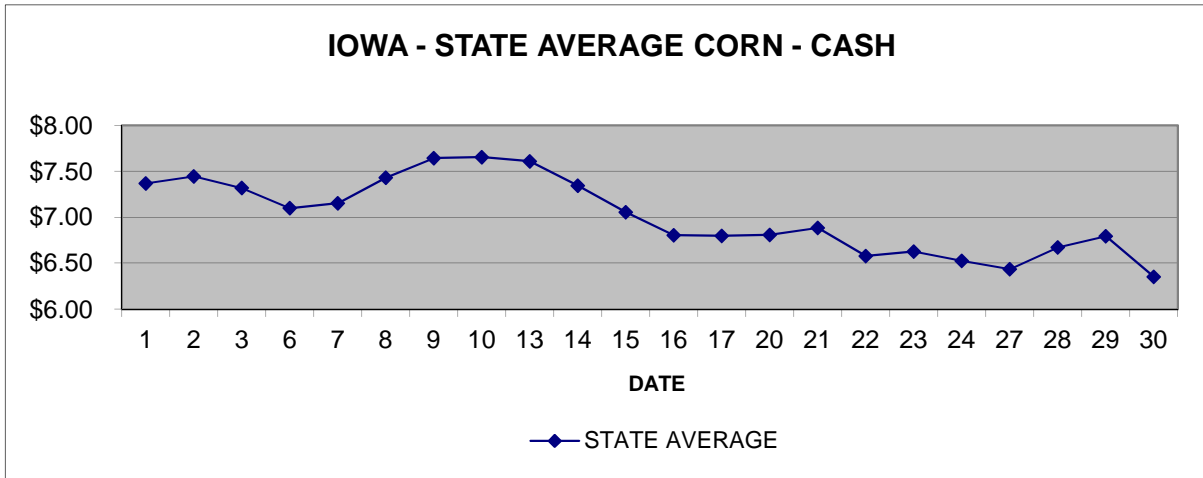
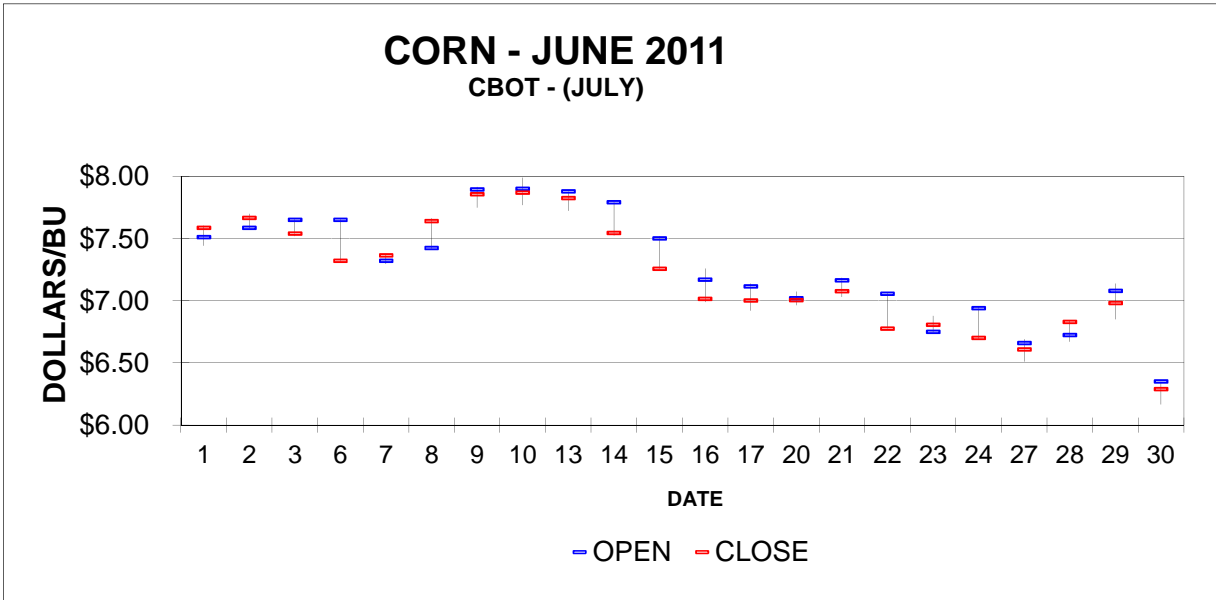
IOWA - STATE AVERAGE CORN - CASH



Source: Iowa Department of Agriculture and Land Stewardship

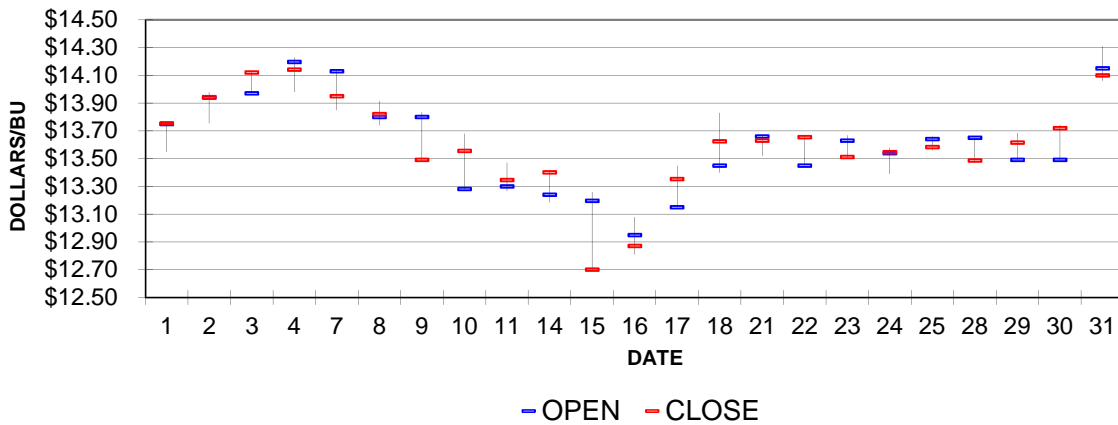


Source: Iowa Department of Agriculture and Land Stewardship

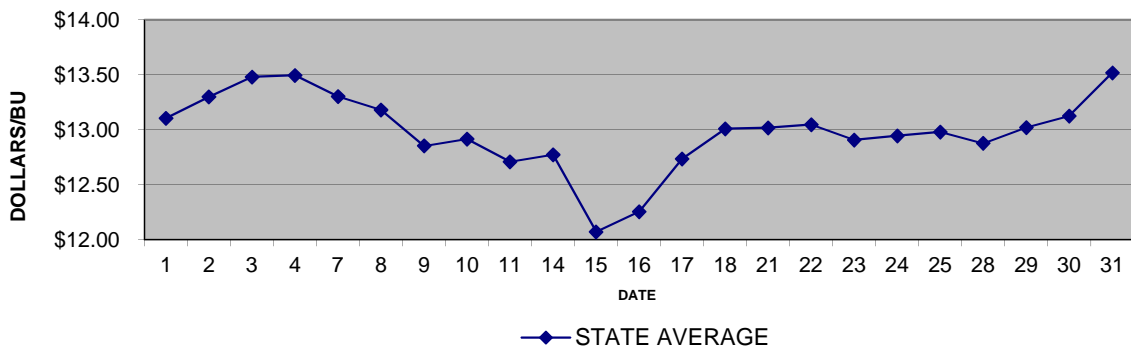


Source: Iowa Department of Agriculture and Land Stewardship

MARCH 2011 SOYBEANS CBOT- (May)



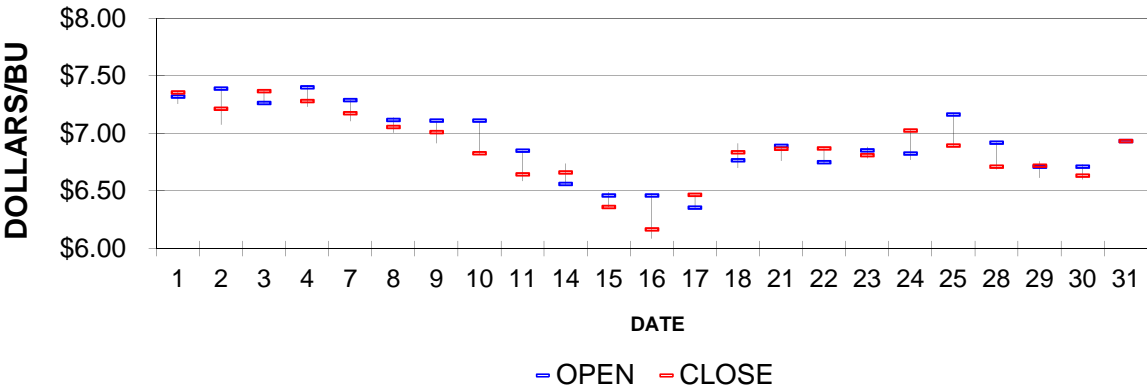
IOWA - STATE AVERAGE SOYBEANS - CASH



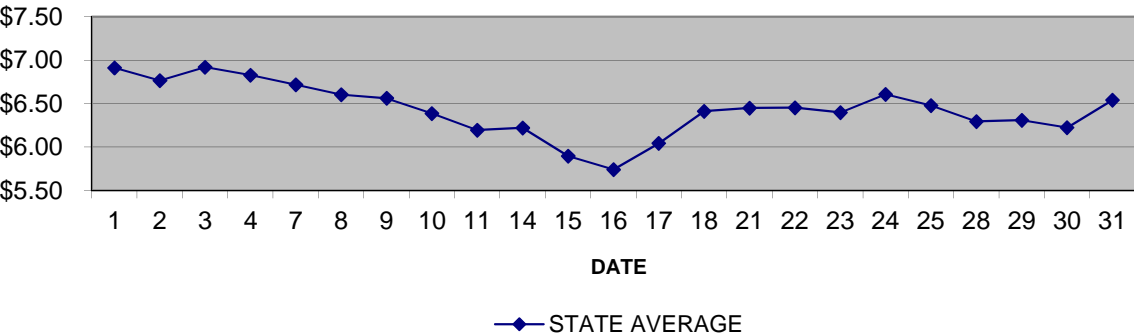
Source: Iowa Department of Agriculture and Land Stewardship

MARCH 2011 CORN

CBOT - (May)

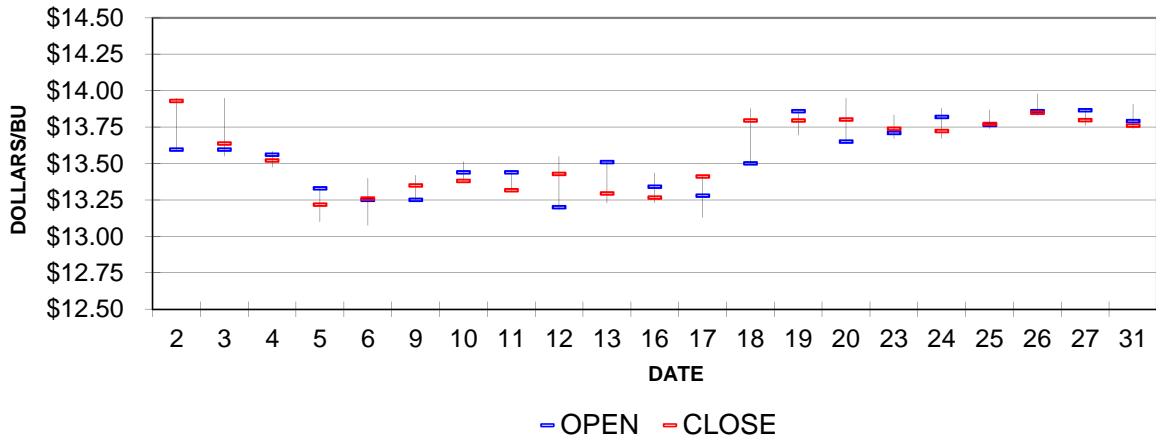


IOWA - STATE AVERAGE CORN - CASH

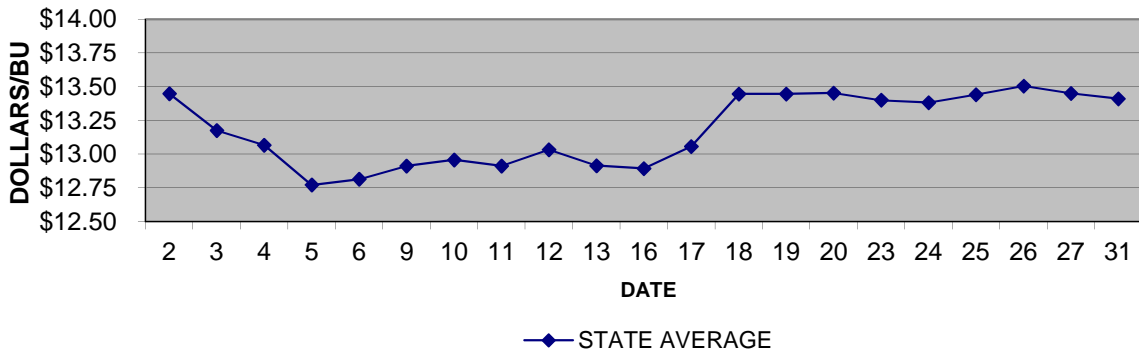


Source: Iowa Department of Agriculture and Land Stewardship

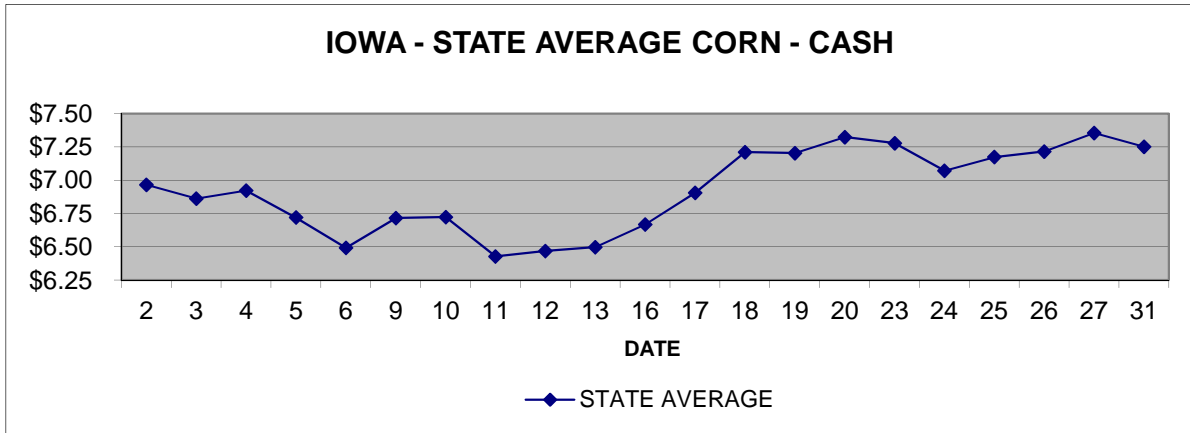
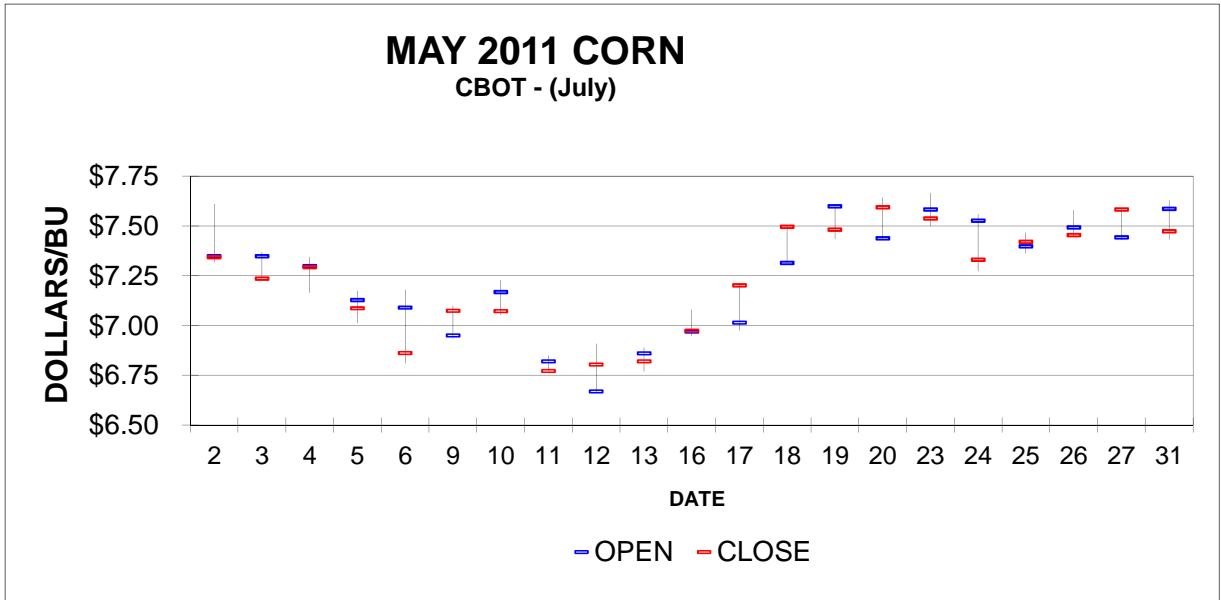
MAY 2011 SOYBEANS CBOT- (July)



IOWA - STATE AVERAGE SOYBEANS - CASH

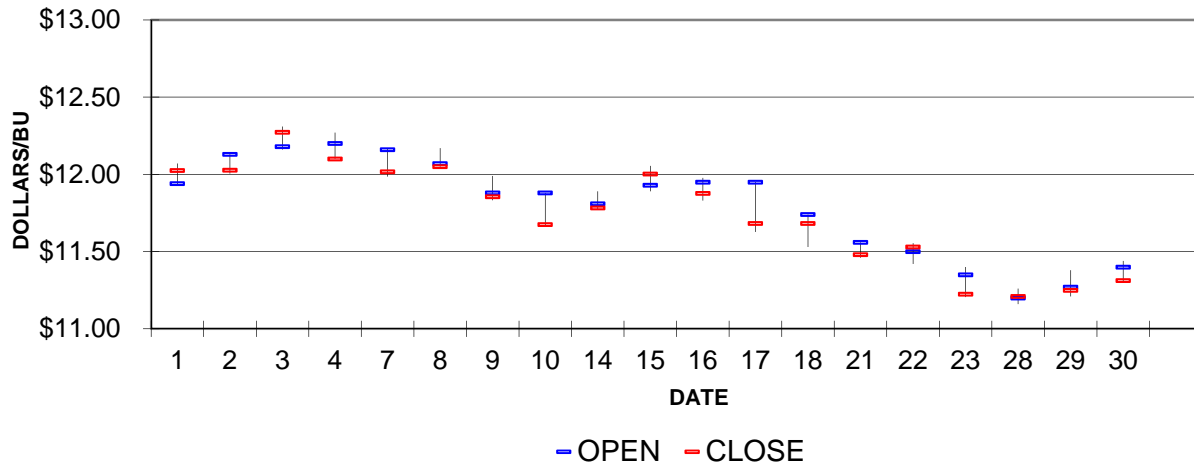


Source: Iowa Department of Agriculture and Land Stewardship

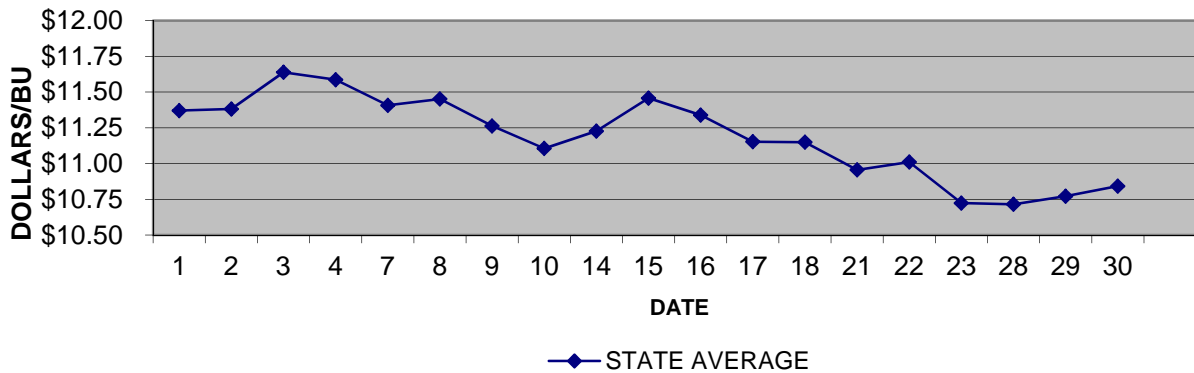


Source: Iowa Department of Agriculture and Land Stewardship

NOVEMBER 2011 SOYBEANS CBOT- (JAN)



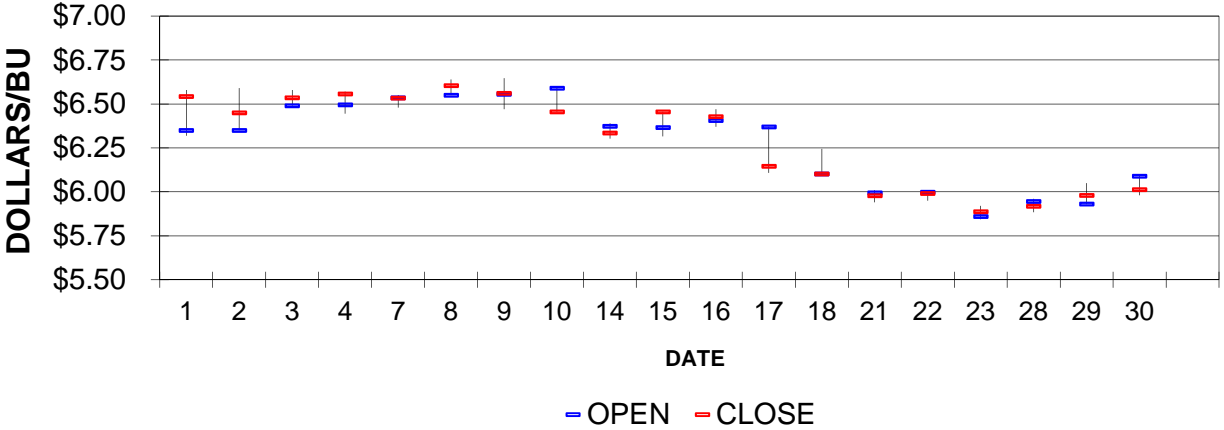
IOWA - STATE AVERAGE SOYBEANS - CASH



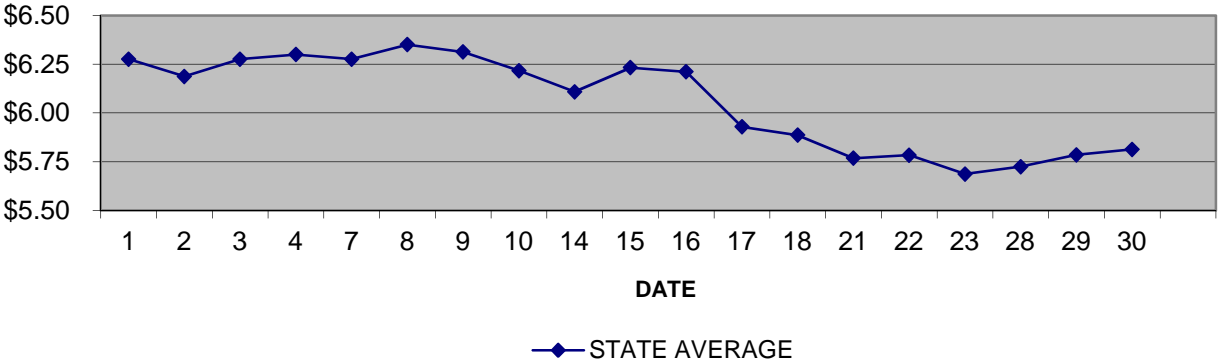
Source: Iowa Department of Agriculture and Land Stewardship

NOVEMBER 2011 CORN

CBOT - (DEC)

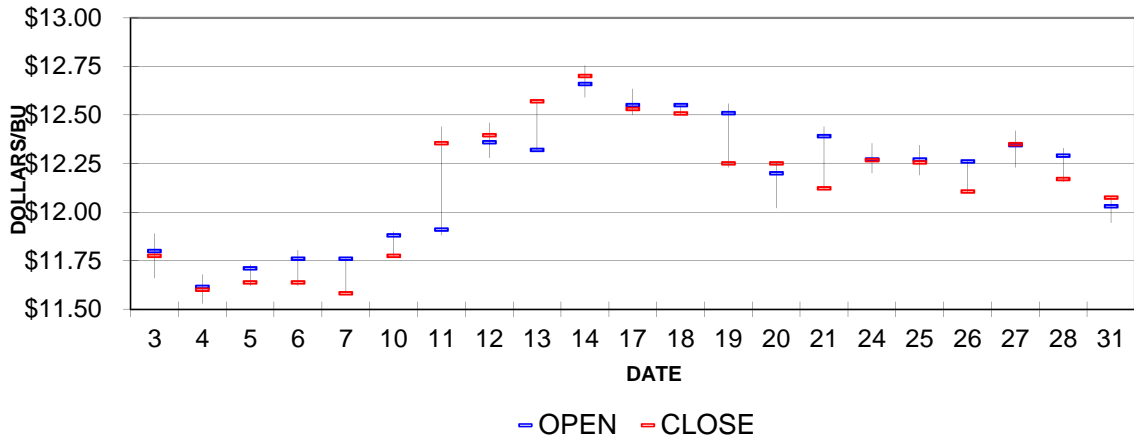


IOWA - STATE AVERAGE CORN - CASH

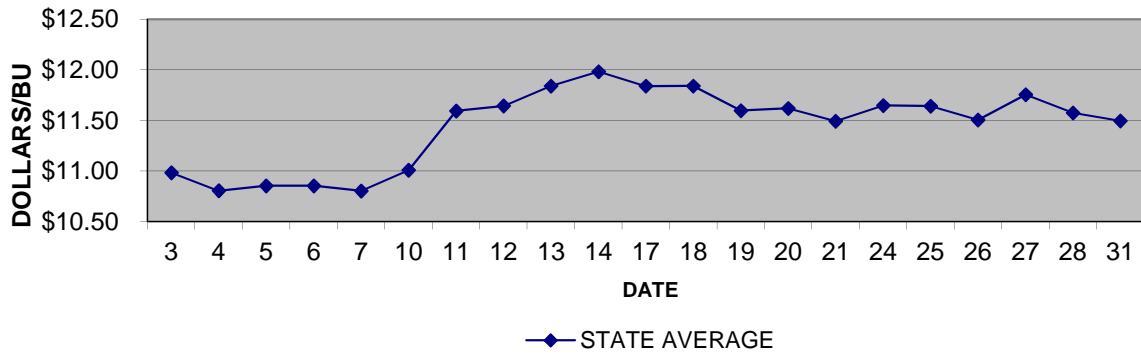


Source: Iowa Department of Agriculture and Land Stewardship

OCTOBER 2011 SOYBEANS CBOT- (November)

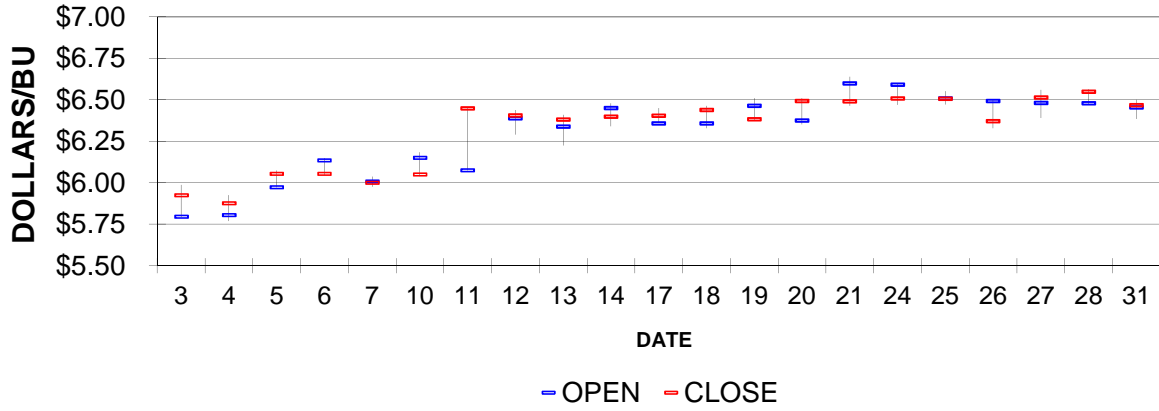


IOWA - STATE AVERAGE SOYBEANS - CASH

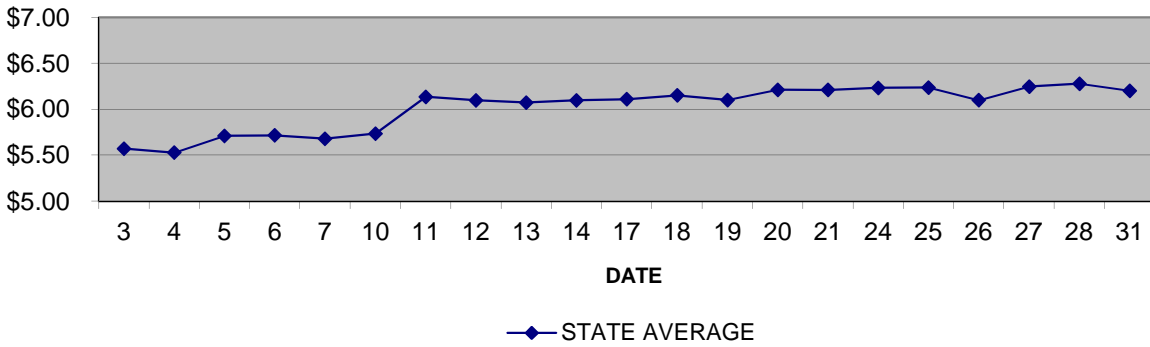


Source: Iowa Department of Agriculture and Land Stewardship

OCTOBER 2011 CORN CBOT - (Dec)

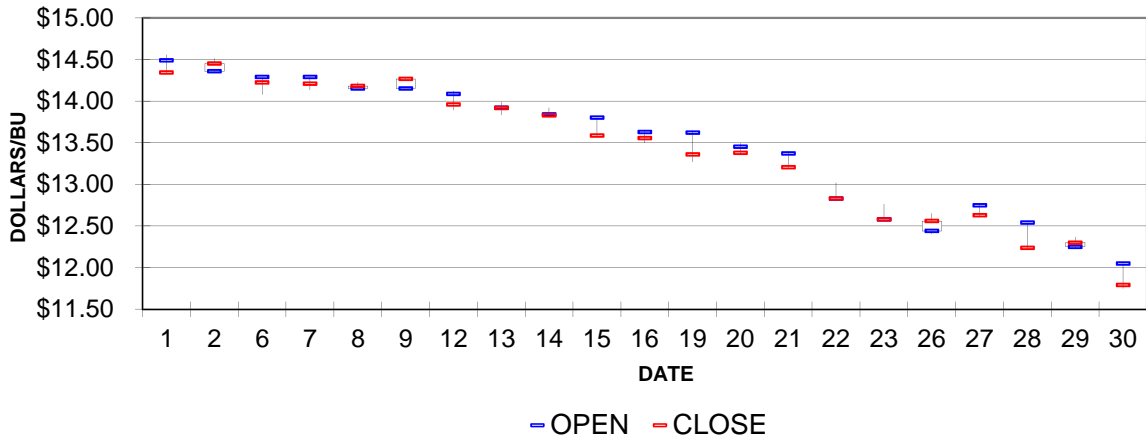


IOWA - STATE AVERAGE CORN - CASH

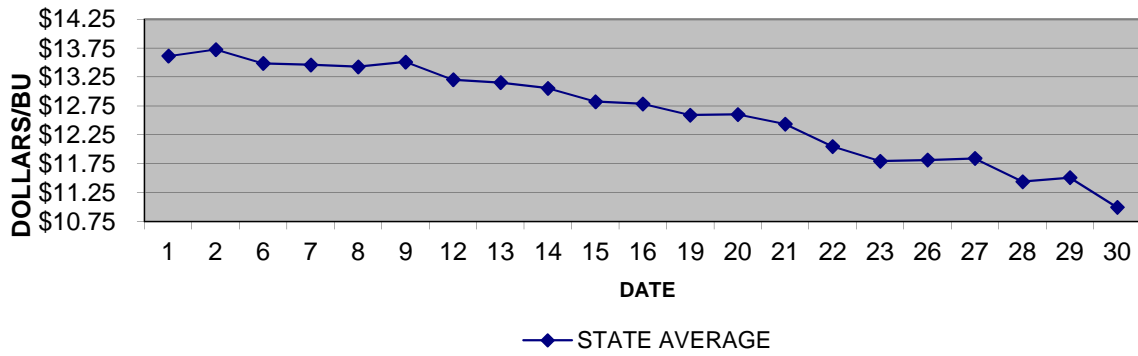


Source: Iowa Department of Agriculture and Land Stewardship

SEPTEMBER 2011 SOYBEANS CBOT- (Nov)

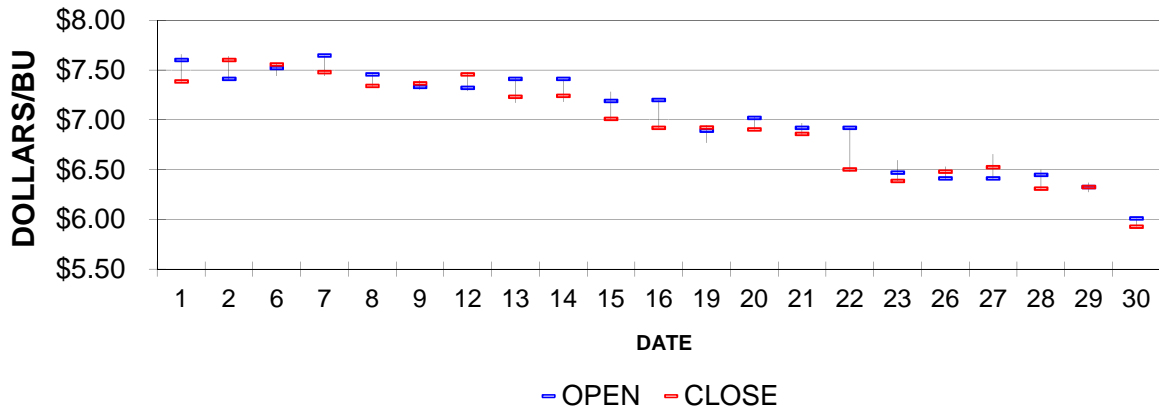


IOWA - STATE AVERAGE SOYBEANS - CASH

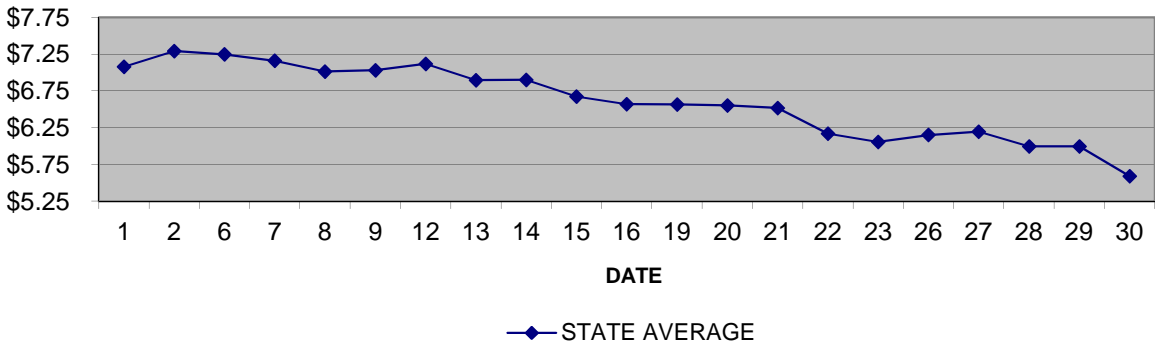


Source: Iowa Department of Agriculture and Land Stewardship

SEPTEMBER 2011 CORN CBOT - (DEC)



IOWA - STATE AVERAGE CORN - CASH



Source: Iowa Department of Agriculture and Land Stewardship