



# Animal Industry News

Volume 19 Issue 1

2018

## From Secretary of Agriculture Mike Naig...

Animal agriculture continues to be a driving force in our state's economy and I want to thank each of you for all your efforts to support and protect our state's animals and farmers. We continue to lead the nation in the production of pork and eggs and also have very important beef, dairy and turkey industries. You play a very important role in supporting our livestock farmers and I want to thank you for all your hard work helps make sure Iowa remains a great place to raise livestock.

Last October we were excited to welcome Dr. Judith LaBounty to the Department as the new Emergency Management Veterinarian. The Department received and additional \$100,000 appropriation by the Iowa Legislature to support preparations for a foreign animal disease outbreak and a portion of that funding is being used for Dr. LaBounty's position. In this role, Dr. LaBounty will support the Departments efforts to ensure emergency response plans are up to date, organize disease response exercises and work with industry partners. A portion of her time will also be dedicated to working in the field as a district veterinarian.

Dr. LaBounty's background and experience will be a tremendous asset to the Department as she helps coordinate our planning efforts around potential animal health emergencies.

This March we also said farewell to Secretary Northey as he became an Under Secretary at USDA. I want to thank Governor Reynolds for giving me the opportunity to serve as your Iowa Secretary of Agriculture and I also want to congratulate Secretary Northey on his confirmation.

I greatly appreciate Secretary Northey giving me the opportunity to join him as Deputy Secretary over four years ago and we are working hard to ensure a smooth transition. As Secretary Northey did, I am planning on getting out around the state to visit with and hear from Iowans. I hope you will make an effort visit with me as I am out around the state and I want to thank you again for all you do to support Iowa agriculture.

Mike Naig  
Iowa Secretary of Agriculture

**MIKE NAIG**  
SECRETARY OF AGRICULTURE

**STEVE MOLINE**  
FOOD SAFETY & ANIMAL HEALTH  
DIVISION DIRECTOR

**DAVID D. SCHMITT,**  
D.V.M.  
STATE VETERINARIAN

**JEFF J. KAISAND,**  
D.V.M.  
ASSISTANT STATE VETERINARIAN

**WEB SITE:**  
[WWW.IOWAAGRICULTURE.GOV/  
ANIMALINDUSTRY.ASP](http://WWW.IOWAAGRICULTURE.GOV/ANIMALINDUSTRY.ASP)

## Table of Contents

♦ Ways to Contact Us	2
♦ Iowa Board of Veterinary Medicine	3
♦ State Veterinarian Directory	4
♦ National Scrapie Eradication	5
♦ Animal Disease Traceability	6
♦ <i>Brucellosis Vaccination Records</i>	7
♦ Trichomoniasis 2018	8
♦ Animal Welfare	9
♦ Animal Industry Staff Update	10
♦ Myth Busters—Myths about Certificates of Veterinary Inspection at State Fair and Exhibitions in Iowa	11
♦ Iowa Bovine TB Update	12
♦ Iowa's Chronic Wasting Disease	13
♦ <i>State Veterinarians and Livestock Inspectors Maps</i>	14-15
♦ <i>IDALS Field Staff Contact</i>	16-17
♦ State/Federal Coop District Veterinarian Map	18-19
♦ USDA Staff Contact Information	20
♦ Classical Swine Fever Surveillance	21-22
♦ <i>Johne's Disease</i>	23
♦ <i>Veterinary Feed Directive (VFD) Implementation—Lessons Learned</i>	24
♦ <i>Veterinary Feed Directive (VFD) Implementation—Update</i>	25
♦ <i>Iowa Rabies Map</i>	26
♦ GlobalVetLINK	27
♦ <i>USDA's Veterinary Medicine Loan Repayment Program</i>	28
♦ <i>2018 Exhibition Regulations</i>	29
♦ <i>Disease Status</i>	30

IowaStateFair

NOTHING  
COMPARES

AUG ★ 9-19 2018

## ***Iowa Board of Veterinary Medicine***

Board Members: Dewayne Rahe, D.V.M., Chair; Christine Bean, D.V.M., Keith Leonard, D.V.M., Ann Werner and Curt Youngs, Ph.D.

<b>Board Members:</b>	Keith Leonard, D.V.M. 1108 Roosevelt Drive Atlantic, IA 50022 712/243-2544
Christine Bean, DVM, B.V. Veterinary Clinic, 113 East 7th Street Storm Lake, IA 50588 712-732-4054	Ann Werner 1563 210 <sup>th</sup> Ave. Diagonal, IA 50845 641/464-3693
DeWayne G. Rahe, D.V.M (Chair) Tri-Vet., Inc. 210 Beltline Road Dyersville, Iowa 52040 563/870-3125	Curtis Youngs, PhD Iowa State University 2356B Kildee Hall Ames, IA 50011 515-294-5541

### **Licensure and Registration**

There are 2,710 veterinarians licensed in Iowa with an expiration date of June 30, 2020 as of January 22, 2018. There are 462 veterinary technicians registered in Iowa with an expiration date of December 31, 2020 as of January 22, 2018.

### **Examinations Dates**

North American Veterinary Licensing Exam (NAVLE). Registration for the examination is on-line with the National Board of Veterinary Medical Examiners ([www.nbvme.org](http://www.nbvme.org)). Please check the dates for the testing windows on their website.

The Veterinary Technician State Examination consists of jurisprudence questions that cover Iowa Codes of Law Chapter 169, 351, 717 and 717B in addition to Iowa Administrative Rules Chapter 811. Additional information will be forwarded to the veterinary technician programs in Iowa of the registration application, a copy of the Codes and Rules to study, and the examination date.

Veterinary Technician National Examination registration is on-line through the American Association of Veterinary State Boards ([www.aavsb.org](http://www.aavsb.org)). Please check the dates for the testing windows on their website.

### **Veterinary Technician AVMA Accredited Programs**

Des Moines Area Community College, Ankeny, Iowa (full accreditation)  
Iowa Lakes Community College, Emmetsburg, Iowa (initial accreditation)  
Iowa Western Community College, Council Bluffs, Iowa (full accreditation)  
Kirkwood Community College, Cedar Rapids, Iowa (full accreditation)  
Muscatine Community College, Muscatine, Iowa (probationary accreditation)  
Northeast Iowa Community College, Calmar, Iowa (initial accreditation)

**Initial** (formerly called Provisional accreditation) not punitive and is simply the terminology given to newly accredited programs for their first five years. Initial accreditation means the program is officially accredited. Initial accreditation does not mean programs are at a higher risk of losing accreditation or that they are “less” accredited.

### **Ways To Contact Us:**

Secretary of Agriculture  
Michael Naig  
515.281.5322

Food Safety & Animal Health  
Division Director  
Steve Moline  
515.281.8610

State Veterinarian  
David D. Schmitt, D.V.M.  
[david.schmitt@iowaagriculture.gov](mailto:david.schmitt@iowaagriculture.gov)  
515.281.8601

Assistant State Veterinarian  
Jeff J. Kaisand, D.V.M.  
[jeff.kaisand@iowaagriculture.gov](mailto:jeff.kaisand@iowaagriculture.gov)  
515.281.0866

Administrative Assistant  
to State Veterinarian  
**VACANT**

Administrative Assistant  
to Assistant State Veterinarian  
Deanna Overton  
515.281.6358

Iowa Board of Veterinary Medicine  
Ginny Eason  
515.281.8617

Farm Deer Program/Premise ID  
Coordinator  
Dee Clausen  
515.281.8236 or  
888.778.7675

Permits and Import Questions/  
Brucellosis/Calfhood Vaccination  
Karla Crawford  
515.281.5547

Horse and Dog Program  
Deanna Poe  
515.281.4103

Brand Recorder  
Judy Allison  
515.281.8604

General Information  
515.281.5321

Animal Industry Fax  
515.281.4282

STATE	STATE VETERINARIAN	OFFICE PHONE	PERMIT PHONE
ALABAMA	Dr. Tony Frazier	(334) 240-7255	(334) 240-7255
ALASKA	Dr. Robert Gerlach	(907) 375-8215	(907) 375-8215
ARIZONA	Dr. Peter Mundschenk	(602) 542-4293	(602) 542-4293
ARKANSAS	Dr. Brandon Doss	(501) 907-2400	(501) 907-2400
CALIFORNIA	Dr. Annette Jones	(916) 900-5000	(916) 900-5002
COLORADO	Dr. Keith Roehr	(303) 869-9130	(303) 869-9130
CONNECTICUT	Dr. Mary Jane Lis	(860) 713-2505	(860) 713-2504
DELAWARE	Dr. Heather Hirst	(302) 698-4500	(302) 698-4500
DIST OF COLUMBIA	Dr. Vito DelVento	(202) 724-8813	(202) 724-8813
FLORIDA	Dr. Michael Short	(850) 410-0900	(850) 410-0900
GEORGIA	Dr. Robert Cobb	(404) 656-3671	(404) 656-3671
HAWAII	Dr. Raquel Wong	(808) 483-7110	(808) 483-7110
IDAHO	Dr. William Barton	(208) 332-8540	(208) 332-8540
ILLINOIS	Dr. Mark Ernst	(217) 782-4944	(217) 782-4944
INDIANA	Dr. Bret D. Marsh	(317) 544-2400	(317) 544-2400
IOWA	Dr. David D. Schmitt	(515) 281-5305	(515) 281-5547
KANSAS	Dr. Justin Smith	(785) 564-6613	(785) 564-6616
KENTUCKY	Dr. Robert Stout	(502) 573-0282	(502) 573-0282
LOUISIANA	Dr. Brent Robbins	(225) 925-3962	(225) 925-3962
MAINE	Dr. Michele Walsh	(207) 287-7615	(207) 287-7615
MARYLAND	Dr. Michael W. Radebaugh	(410) 841-5810	(410) 841-5810
MASSACHUSETTS	Dr. Lorraine O'Connor	(617) 626-1795	(617) 626-1810
MICHIGAN	Dr. James Averill	(800) 292-3939	(800) 292-3939
MINNESOTA	Dr. Beth Thompson	(651) 296-2942	(651) 296-2942
MISSISSIPPI	Dr. James A Watson	(601) 359-1170	(601) 359-1170
MISSOURI	Dr. Linda Hickman	(573)-751-3377	(573) 751-3377
MONTANA	Dr. Martin Zaluski	(406) 444-2043	(406) 444-2976
NEBRASKA	Dr. Dennis A. Hughes	(402) 471-2351	(402) 471-2351
NEVADA	Dr. J. J. Goicoechea	(775) 738-8076	(775) 353-3718
NEW HAMPSHIRE	Dr. Stephen K. Crawford	(603) 271-2404	(603) 271-2404
NEW JERSEY	Dr. Manoel Tamassia	(609) 671-6400	(609) 671-6400
NEW MEXICO	Dr. Ralph Zimmerman	(505) 841-6161	(505) 841-6161
NEW YORK	Dr. David Smith	(518) 457-3502	(518) 457-3502
NORTH CAROLINA	Dr. R. Douglas Meckes	(919) 707-3250	(919) 707-3250
NORTH DAKOTA	Dr. Susan Keller	(701) 328-2657	(701) 328-2657
OHIO	Dr. Tony M. Forshey	(614) 728-6220	(614) 728-6220
OKLAHOMA	Dr. Rod Hall	(405) 522-6141	(405) 522-6141
OREGON	Dr. Brad LeaMaster	(503) 986-4680	(503) 986-4680
PENNSYLVANIA	Dr. David Wolfgang	(717) 772-2852	(717) 772-2852
PUERTO RICO	Dr. D. Morales or E. Irizarry	(787) 796-1650	(787) 796-1650
RHODE ISLAND	Dr. Scott Marshall	(401) 222-2781	(401) 222-2781
SOUTH CAROLINA	Dr. Boyd Parr	(803) 788-2260	(803) 788-2260
SOUTH DAKOTA	Dr. Dustin Oedekoven	(605) 773-3321	(605) 773-3321
TENNESSEE	Dr. Charles Hatcher	(615) 837-5120	(615) 837-5120
TEXAS	Dr. Andy Schwartz	(512) 719-0704	(512) 719-0777
UTAH	Dr. Barry Pittman	(801) 538-7168	(801) 538-7164
VERMONT	Dr. Kristin Haas	(802) 828-2426	(802) 828-2426
VIRGIN ISLANDS	Dr. Bethany Bradford	(340) 778-0998 xtn 241	(340) 778-0998
VIRGINIA	Dr. Charles Broaddus	(804) 692-0601	(804) 692-0601
WASHINGTON	Dr. Brian Joseph	(360) 902-1878	(360) 902-1878
WEST VIRGINIA	Dr. James L. Maxwell	(304) 538-4510	(304) 558-4510
WISCONSIN	Dr. Paul McGraw	(608) 224-4872	(608) 224-4874
WYOMING	Dr. Jim Logan	(307) 857-4140	(307) 777-7515
CANADA	Dr. Brian Evans (director)	(613) 773-2342	

## Scrapie Eradication 2018

Dr. Gregory S. Schmitt

### Scrapie Eradication - Are we done?

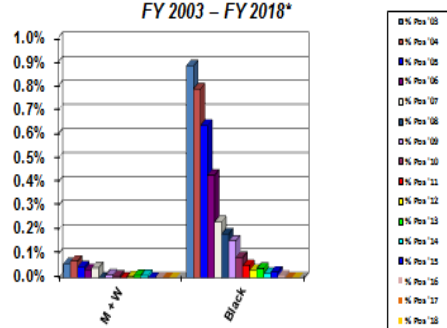
**Good question!** We have not had a classical Scrapie case in the US from a non-Quarantined flock/herd since April 2016 so we are hopeful that Scrapie has been eradicated from the United States. For the OIE to declare the US Scrapie-free we need to have no classical Scrapie cases for 7 years.

We have had some Nor98-like Scrapie cases but those are considered naturally occurring and are not infectious. There was also a classical Scrapie positive goat found in a herd in Colorado but this herd had been quarantined since 2005.

The graph below shows the number of Sheep samples found positive to Scrapie at slaughter in the US and the progress that has been made.



Percent of RSSS Sheep Samples that Tested Positive for Classical Scrapie - By Face Color  
FY 2003 - FY 2018\*



(Chart 1)

\* As of December 31, 2017. Adjusted to exclude multiple positive animals from same flock. Mottled- and white-faced combined. Does not include Nor98-like scrapie cases found through RSSS.

**Iowa progress:** The last Scrapie case in Iowa was in a goat herd from NW Iowa in January 2014.

**Scrapie ID tags:** All budgets are under pressure and last fall the USDA announced that they would no longer provide free plastic Scrapie flock tags and any taggers to producers in a cost saving measure. Producers can purchase their own plastic Scrapie flock tags and there is a list of tag manufacturers @ <https://www.aphis.usda.gov/animalhealth/scrapie-tags>

The USDA will still provide free metal Scrapie flock tags to producers and producers can call 1-866-USDA-TAG to order metal tags and to find out where they can purchase taggers.

**Scrapie in goats:** Scrapie has traditionally been a disease in sheep but goats can get Scrapie too. There has been ongoing research to find genetic resistance in goats as there is in sheep. Research has shown there are some genotypes in goats that confer resistance to Scrapie infection.

**Scrapie surveillance:** The USDA sets minimum goals for Scrapie sampling for each state. This sampling can be done at Slaughter or On-Farm. Iowa has never had a problem reaching our goal for sheep but since the Scrapie goat herd in NW IA was discovered in January 2014, the USDA has increased our goat surveillance goal. We have never been able to reach our increased surveillance goals for goats due to the fact that Iowa has no slaughter plants for adult goats and not all goats are required to have Scrapie ID.

#### What can you do?

1. We will depend more and more on veterinarians and producers to report suspected cases of Scrapie in sheep or goats. If there is Scrapie in our state we need to find them sooner rather than later.
2. Encourage your clients to apply Scrapie ID to their sheep and/or goats before they leave their flocks.
3. Educate your sheep producers to continue to use RR rams and breed Scrapie resistant (QR or RR) ewes.
4. Goat sampling- if your producers have goats that they want to live animal test for Scrapie or if they want to test adult goats when they die, contact Drs. Sharon Fairchild or Greg Schmitt.

**Check out the IDALS website** and click on the Scrapie tab for more information @ <http://www.iowaagriculture.gov/animalIndustry.asp>

**Designated Scrapie Epidemiologists:** for more information call: Dr. Sharon Fairchild 515-669-3727 or Dr. Greg Schmitt 515-669-5633

## ***Animal Disease Traceability Premises Renewals***

Dee Clausen

The Iowa Department of Agriculture and Land Stewardship has started the process of sending out Premises Renewals to producers who have previously registered a premises with our office. This is an effort to update the Iowa Premises Registration database.

Current counties that renewals have been mailed out to are as follows:

Adair	Cerro Gordo	Fayette
Adams	Cherokee	Floyd
Allamakee	Chickasaw	Franklin
Appanoose	Clarke	Fremont
Audubon	Clay	Greene
Benton	Clayton	Grundy
Black Hawk	Clinton	Guthrie
Boone	Crawford	Hamilton
Bremer	Dallas	Hancock
Buchanan	Davis	Hardin
Buena Vista	Decatur	Harrison
Butler	Delaware	Henry
Calhoun	Des Moines	Howard
Carroll	Dickinson	Humboldt
Cass	Dubuque	Ida
Cedar	Emmet	Iowa

### **Importance of Premises Registration and Renewals:**

The Animal Disease Traceability (ADT) program is designed to provide traceability of animals to their farms of origin in case of a disease outbreak. Information provided during premises registration opens the lines of communication between producers and animal health officials and allows for much faster traces when there is an outbreak of an animal disease or an animal-borne human disease. If we know where susceptible animals are located, we can control the disease and potentially the further spread of disease more quickly. Registering your premises allows us to know what type of Livestock you have at your premises whether it is a family farm, hobby farm, backyard poultry flocks, veterinary clinics, markets or livestock feedlots.

Fillable Premises identification number applications can be download by visiting our website:

<http://www.iowaagriculture.gov/animalIndustry/premiseIdentificationProgram.asp>

The Department will continue to mail Premises Renewals out alphabetically to remaining counties over the next several months.

Questions, please contact Dee Clausen, Premises ID Coordinator toll free at 888-778-7675 or by email at [ids\\_id@iowaAgriculture.gov](mailto:ids_id@iowaAgriculture.gov).

## ***Brucellosis Vaccination Records***

Karla Crawford, Brucellosis Clerk

Iowa is the only state that still reimburses accredited veterinarians for cattle that are Official Calfhood Vaccinates (OCV). In order to receive reimbursement for calfhood vaccinations, accredited veterinarians must fill out the VS Form 4-26 Calfhood Vaccination Form and return the completed and signed form to the Iowa Department of Agriculture and Land Stewardship (IDALS). These forms are obtained by contacting the USDA office at 515-284-4140. Once the Calfhood Vaccination 4-26 form is filled out correctly and signed by the accredited veterinarian they are mailed to our office at IDALS, Animal Industry Bureau, 502 E 9<sup>th</sup> St, Des Moines, IA 50319.

To be eligible for the reimbursement claims for brucellosis vaccination the animals must be vaccinated between 4 months to 12 months of age as required in Iowa law. To be considered the forms are required to be submitted within 30 days of brucellosis calfhood vaccination. Our office sends the reimbursement to the veterinarian every other month. It is important to contact us when a new veterinarian is working for your clinic who will be doing brucellosis program work. Failure to notify our office may result in the reimbursement payments being sent to their previous veterinary clinic.

Last year Iowa veterinarians vaccinated 157,023 calves and 150,316 were eligible for reimbursement.

The IDALS brucellosis database maintains veterinarian's information of who are accredited in Iowa. Our Accounting Bureau maintains Vendor numbers used to pay Veterinarians and Veterinary Clinics. The accreditation number is linked into these Vendor numbers and can only be updated by notifying our office of new veterinarians.

Last year there were a number of veterinary clinics that had veterinarians performing the brucellosis vaccination and did not receive the payment due them because our office was not notified of their new employment or change of address.

Please give our office a call at 515-281-5547 to update any changes of veterinarian's name and address performing brucellosis vaccination program work. Thank you.

# ***Trichomoniasis 2018***

*Dr. Wayne Rychnovsky*

Trichomoniasis (Trich) is a reportable disease of cattle. The first positive bulls were reported in Iowa in 2012. There have been 31 positive herds diagnosed since 2012 with 5 new herds diagnosed in 2017. Three farms are still under quarantine at this time.

Iowa quarantine and quarantine release for Trich is as follows:

**The following animals are quarantined\***

- All non-virgin bulls
- All cows that are NOT over 120 days gestation
- All open cows
- All open breeding heifers, exposed to a bull in the last breeding season

\*Movement is allowed to SLAUGHTER ONLY

**Quarantine Release Protocol**

- All cows over 120 days gestation confirmed by veterinarian
- Bulls need two (2) consecutive tests (PCR) – at least 3 weeks apart starting no less than two (2) weeks after pulling the bulls from the cow herd (next breeding season)

**Clean-up of infected herds consists of the following measures:**

- When bulls are pulled from cows after breeding season – isolate cows from bulls for at least 120 days, pregnancy test, and cull to slaughter all open cows
- PCR Trich test all mature bulls at least two weeks after pulling from cow herd. Send positive bulls to slaughter. Retest bulls any time prior to next breeding season, but at least 3 weeks after first test.
- Use Trich test negative mature bulls, artificially inseminate or use virgin bulls

**Prevention in non-infected herds consists of basic biosecurity measures and eliminating risk factors such as:**

- Bull exposure from neighboring pastures/herds
- Cows commingling with neighboring pastures/herds
- Buying, borrowing, or leasing non-virgin untested bulls
- Buying open cows and bred cows under 120 days gestation for herd additions
- Retaining open cows into the next breeding season

**\*Testing of all non-virgin herd bulls remains the heart of any good Trich prevention program.**

**New Developments**

- The ISU VDL is now doing pooled PCR testing for Trich. Send samples individually and the lab will pool up to five samples if requested.
- Swabbing the glans penis with a 4X4 gauze sponge is proving to be a reliable and consistent alternative method of collection than the traditional pipette technique. Studies have shown a slightly higher percentage of samples collected were positive when compared with the pipette collection. For more information on this new method contact Dr. Grant Dewell, ISU Beef Extension Veterinarian.



## Animal Welfare

Deanna Overton

IDALS requires Commercial Breeders, Commercial Kennels, Pet Shops, Boarding Kennels, Dealers, Public Auctions, Animal Shelters and Pounds to become an Animal Welfare licensed facility. USDA-licensed breeders and research facilities must obtain a permit with the Department. Iowa Code, Chapter 162 and Administrative Rules, Chapter 67 outline the rules and regulations for these facilities.

IDALS maintains a list of all licensed facilities on its website. There is also a list of FAQ's, applications and have recently added a complaint form that are all available on this site.

<http://www.iowaagriculture.gov/animalIndustry/animalWelfare.asp>

### State Licensed Facilities

Commercial Breeders – 266	Commercial Kennels – 836	Pet Shops – 172
Boarding Kennels – 142	Dealers – 52	Public Auctions – 2
Animal Shelters – 126	Pounds – 155	

### USDA, Animal Care Licensed Facilities

Breeder/Dealers – 255	Research Facilities - 18	
-----------------------	--------------------------	--

## *Animal Industry Staff Update*

### Congratulations

- **Margie Salazar** has taken on a new task of split responsibility with Animal Industry and the Dairy Bureau. Margie will continue to be an Administrative Assistant for Animal Industry, half day, reporting to Dr. David Schmitt, State Veterinarian. Margie will no longer be handling the Animal Welfare Program, she will be handling tasks assigned by Dr. Schmitt and Dr. Jeff Kaisand, Assistant State Veterinarian. Margie will also be working half day with the Dairy Bureau as the Administrative Assistant to David Brown. Dairy responsibilities include reports to the Federal Milk Marketing Administration, working with the dairy inspectors, handling certificates of free sale, and program coordinator for licensing applications and renewal notices.
- **Deanna Overton** joined IDALS in August of 2017 as Administrative Assistant to Dr. Jeff Kaisand, Assistant State Veterinarian. Deanna's primary responsibilities are with the Animal Welfare Program. Deanna also helps with processing export health certificates, premises ID renewals and other general office responsibilities.
- **Judith LaBounty** was hired as the Emergency Management Veterinarian and the State District Veterinarian for Central Iowa. Dr. LaBounty's duties include developing foreign animal disease plans and outreach to the industry.



## ***Myth Busters—Myths about Certificates of Veterinary Inspection at State Fair and Exhibitions in Iowa***

Gregory S. Schmitt, DVM

1. **MYTH:** I don't need to write down the complete Scrapie ID number on the CVI of sheep and goats. **FACT:** The number one problem we have at the Iowa State Fair is that sexually intact sheep or goats arrive with either no Scrapie ID written on the CVI or an incomplete/incorrect Scrapie ID is written on the CVI. Record the complete Scrapie ID number (i.e. IA3421-0157), not just the flock number (i.e. IA3421), or the individual ID number (i.e. 0157).  
**Scrapie ID is required on all sexually intact sheep and goats at the State Fair and the complete Scrapie ID must be recorded on the CVI.**
2. **MYTH:** Feeder cattle and market calves at the Iowa State Fair or district shows do not need to have official ID. **FACT:** All cattle shown at the State Fair or district shows (this includes all exhibitions in the state excluding county fairs) are required to have official ID and that ID is required to be written on the CVI
3. **MYTH:** Sometimes the ear tag numbers for swine are hard to read. I can put the ear notch numbers on the CVI and that will be good enough. **FACT:** All swine exhibited are required to have official ID tags (only 4H swine have an exception: see Health Requirements). The official ID number is required to be written on the CVI. Previously registered swine that had registration ear notches could use the registration ear notches for official ID in the past but the law has changed. Official tags are now required.
4. **MYTH:** If an animal is showing signs of a disease (Ringworm, Club Lamb Fungus, Sore Mouth, Herpes, Genital Warts, etc.) but I think it might pass inspection at the fair, I can send it anyway. **FACT:** Don't put this on us!  
**If an animal comes to the State Fair showing signs of illness or disease it CANNOT BE EXHIBITED, REGARDLESS OF CIRCUMSTANCES.** It will be disqualified and sent home, which causes problems for everyone. The animal cannot be kept on the fairgrounds and the owner has to take it home immediately!
5. **MYTH:** I don't need to sign the CVI. My printed or typed name is fine. **FACT:** All CVI's must be signed by the licensed veterinarian that inspected the animals. CVI's must also include the date the animals were inspected.
6. **MYTH:** If there is an error on the CVI that I issue, the exhibitor can change the information. **FACT:** Only the issuing veterinarian can make changes to a CVI. If the veterinarian needs to make a change, they must initial and date the change.
7. **MYTH:** If an exhibitor is going to show an animal at multiple exhibitions within a 30 day time period, they can use the same CVI for all of these exhibitions. **FACT:** A CVI is good for only one movement (i.e. from home to the state fair, then straight back home). For the Iowa State Fair, the consignee should be listed as: Iowa State Fair, 3000 East Grand Avenue, Des Moines, IA 50317.
8. **MYTH:** The CVI a veterinarian issues is good for 30 days after the veterinarian signs it, regardless of species or exhibition. **FACT:** A CVI for sheep is good only for 14 days from the date the sheep are inspected until the date the sheep arrive at the exhibition. A CVI for any other species is good for 30 days for the same time frame. When using a Form O health certificate, please list the date the veterinarian inspected the animal and the date the veterinarian signed it.
9. **MYTH:** If I issue an electronic CVI, the exhibitor can keep it on their cell phone and show it to the IDALS staff at the State Fair. **FACT:** The exhibitor needs to have a paper copy of the CVI so it can be stamped and initialed by the IDALS staff.
10. **MYTH:** The Health Requirements for animals showing at the Iowa State Fair and other exhibitions never change! I don't need to read them. **FACT:** The requirements change almost every year! You should carefully read the requirements before each exhibition. They are available online at:  
<http://www.iowaagriculture.gov/animalIndustry.asp>

***Iowa Bovine TB Update***  
**Wayne E. Rychnovsky, DVM**

IDALS Animal Industry staff, IDALS District Veterinarians, and USDA veterinarians have been busy in 2017 and early 2018 conducting bovine tuberculosis trace investigations on cattle that have moved into Iowa out of two different herds in South Dakota that were confirmed to be positive with bovine tuberculosis. The first herd in South Dakota was found to be positive in February 2017 in Harding County, the second herd in October 2017 in Tripp County. These two herds have subsequently been indemnified by USDA and depopulated.

According to the USDA's Uniform Methods and Rules (UMR) for bovine TB, all animals that have left those positive herds in the last five years are traced out. Many of the traced cattle to Iowa investigations completed have resulted in tracing cattle that were known to be exposed to animals from the infected herds. Other investigations involved tracing cattle that moved directly from the infected index herds into Iowa. Many of the trace investigations resulted in finding multiple movements of the cattle and quickly spider-webbed to involve traces to several other herds and other states.

To date, there have been approximately 50 trace investigations into Iowa in 2017-2018. As a result, 21 herds have been caudal fold tested for TB but no positive animals have been found from that testing. Six trace cows that came into Iowa were identified as coming directly from the infected herds in South Dakota. Because those cows came from the positive index herd, they were not live tested but rather indemnified and examined for TB lesions by necropsy. The necropsies were performed as a joint effort through cooperation of the IDALS District Veterinarians, USDA Veterinarians, and staff at the Iowa State University Veterinary Diagnostic Laboratory. Regional lymph nodes were collected and tested at the National Veterinary Services Laboratory in Ames, Iowa by PCR, histopathology, and bacterial culture; five of the necropsies returned negative results.

The sixth necropsy was conducted on an index cow that traced to a NW Iowa feedlot in January 2018. Gross lesions compatible with TB were found on necropsy (see picture) and PCR and histopathology findings were positive for *Mycobacterium tuberculosis*. Culture results are pending at the time of this article.

Iowa received its Bovine Tuberculosis Accredited Free Status in 1986. Currently, the positive finding is not expected to affect our "free" status. With the help of producers, livestock markets, and accredited veterinarians throughout the state, IDALS and USDA staff and veterinarians will continue to work on investigating new traces to protect Iowa's cattle industry and TB free status.



## ***Iowa's Chronic Wasting Disease Program (CWD)***

Dee Clausen

As of January 2018 the Iowa Department of Agriculture & Land Stewardship has 94 farm deer herds enrolled in Iowa's Chronic Wasting Disease Program.

- ◆ 65 Whitetail (only) Deer Producers
- ◆ 20 Elk Producers
- ◆ 1 Mixed Cervids Producers
- ◆ 9 County Conservation Boards

In 2017, Iowa permitted in from out-of-state 289 cervidae: 249 whitetail deer (131 went to Hunting Preserves), 7 reindeer and 33 elk. Only cervids originating from CWD monitored negative herds and originating greater than 30 miles from any known CWD positive (captive or wild) are permitted into Iowa.

Since 2002, the Iowa Department of Agriculture & Land Stewardship with the Chronic Wasting Disease Program has submitted 6,783 CWD laboratory samples for testing.

### **Reminder for fencing requirements for farm deer producers whether they are in Iowa's CWD Program or not, per Iowa Code Chapter 170.4 Requirements for keeping whitetail:**

A landowner shall not keep whitetail as farm deer, unless the whitetail is kept on land which is enclosed by a fence. The fence must be constructed and maintained as prescribed by rules adopted by the department. A landowner shall not keep the whitetail unless the fence is certified in a manner and according to procedures required by the department. The fence shall be constructed and maintained to ensure that whitetails are kept in the enclosure and that other deer are excluded from the enclosure. A fence that is constructed on or after May 23, 2003, shall be at least eight feet in height above ground level. The department of agriculture land stewardship may require that the fence is inspected and approved prior to certification.

**Any escapes of cervid are to be reported to the Department of Agriculture and Land Stewardship.**

### **Possible future changes:**

#### **Brucellosis Testing in Farmed Cervidae**

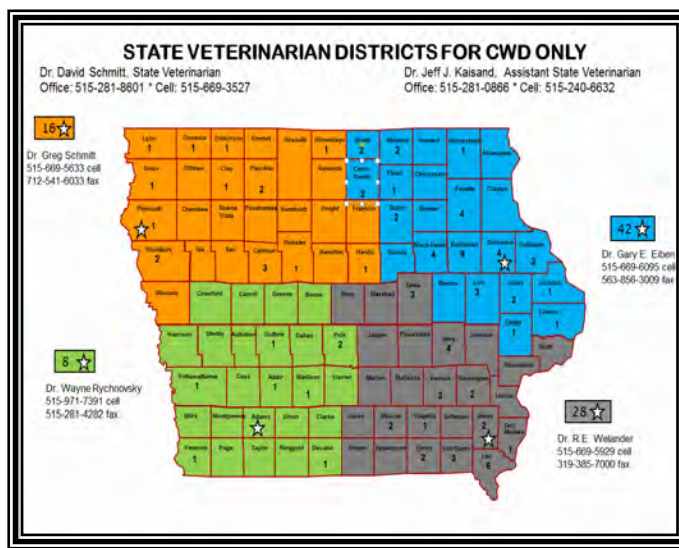
In 2013, the United States Animal Health Association membership approved a resolution to eliminate interstate *Brucella* testing requirements for whitetail deer and mule deer.

### **RESOLUTION:**

For more information on USAHA Resolution 9 regarding Brucellosis Testing in Farmed Cervidae please visit:

<http://www.usaha.org/usaha-resolutions>

**To change the Iowa import brucellosis testing requirements for cervids would require a change of Iowa administrative rules chapter 21 - 65.**

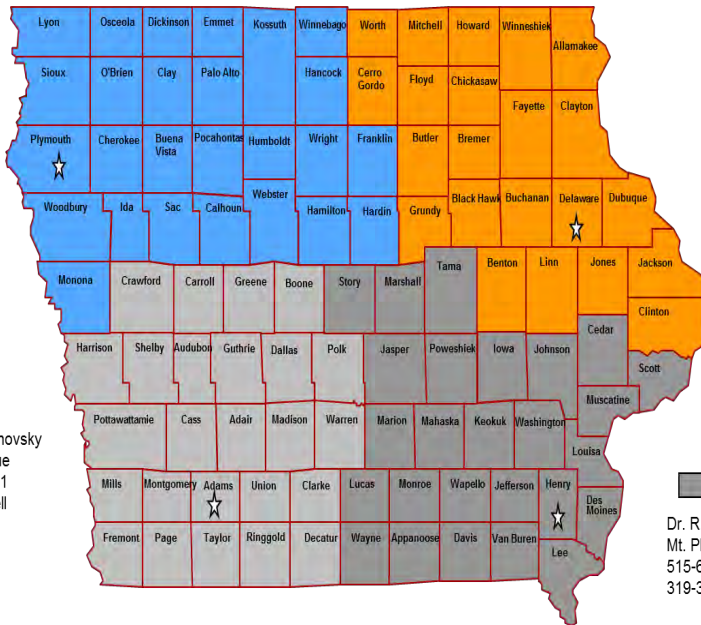


**Questions regarding the CWD Program you may contact Dee Clausen (515-281-8236) or your respective State District Veterinarian**

## STATE VETERINARIAN DISTRICTS

Dr. David Schmitt, State Veterinarian  
515-281-8601 \* 515-669-3527 cell

Dr. Greg Schmitt  
Le Mars IA 51031  
515-669-5633 cell  
712-541-6033 fax



Dr. Gary E. Eiben  
Colesburg, IA 52035  
515-669-6095 cell  
563-856-3009 fax

Dr. R.E. Welander  
Mt. Pleasant, IA 52641  
515-669-5929 cell  
319-385-7000 fax

Dr. Wayne Rychnovsky  
901 Grove Avenue  
Corning, IA 50841  
515-971-7391 cell

Dr. Jeff Kaisand - Assistant State Veterinarian  
515-281-0866 - office; 515-240-6632 - cell

December 2017

## IDALS FIELD STAFF

### STATE DISTRICT VETERINARIANS

Dr. Gary E. Eiben D.V.M.  
Fax: (563) 856-3009  
Cell: (515) 669-6095  
Gary.Eiben@iowaagriculture.gov

Dr. Robert E. Welander D.V.M.  
Fax: (319) 385-3919  
Cell: (515) 669-5929  
Robert.Welander@iowaagriculture.gov

Dr. Greg S. Schmitt D.V.M.  
Cell: (515) 669-5633  
Greg.Schmitt@iowaagriculture.gov

Dr. Wayne Rychnovsky  
Cell: (515) 971-7391  
Wayne.Rychnovsky@iowaagriculture.gov

### STATE LIVESTOCK COMPLIANCE INVESTIGATOR

Curt Ferguson  
Cell: (515) 250-5987

Doug Anderson  
Cell: (515) 250-2757

### STATE LIVESTOCK INSPECTORS

Stephanie Black  
Cell: (515) 250-3597

Wayne Grier  
Cell: (515) 250-3013

Kristin Sadler  
Cell: (515) 333-1578

Marc Rue  
Cell: (515) 250-3125

Alissa Puffett  
Cell: (515) 313-8315

Dixie Erdman  
Cell: (515) 326-1685

Sam Burnight  
Cell: 515-250-6108

Emily Rogers  
Cell: 515-975-3385

## STATE LIVESTOCK INSPECTOR DISTRICTS

1

Kristin Sadler  
Linn Grove, IA  
C: 515-333-1578

2

Marc Rue  
West Union, IA  
C: 515-250-3125

3

Alissa Puffett  
West Des Moines, IA  
C: 515-313-8315

4

Emily Rogers  
Moscow, IA  
C: 515-975-3385

5

Sam Burnight  
Smithland, IA  
C: 515-250-6108

6

Stephanie Black  
Center Point, IA  
C: 515-250-3597

7

Dixie Erdman  
Winterset, IA  
C: 515-326-1685

8

Wayne Grier  
Kalona, IA  
C: 515-250-3013

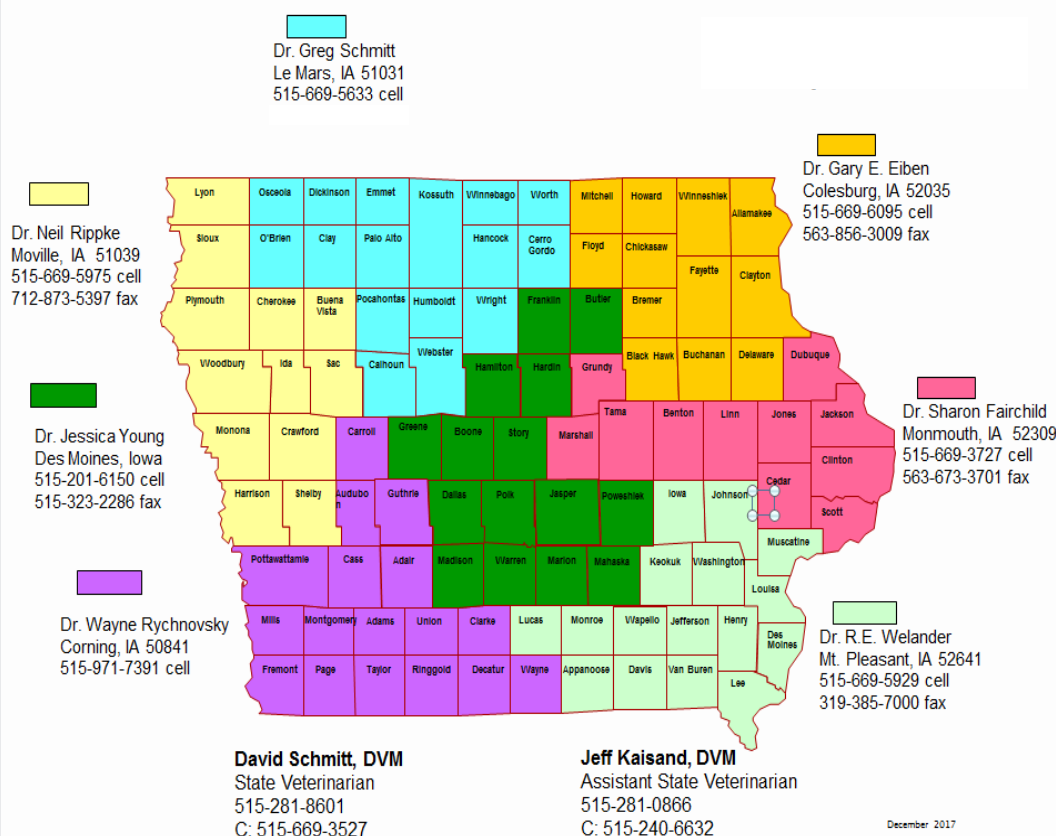
David Schmitt, DVM  
State Veterinarian  
515-281-8601  
C: 515-669-3527

Jeff Kaisand, DVM  
Assistant State Veterinarian  
515-281-0866  
C: 515-240-6632

March 30, 2018



## STATE/FEDERAL COOP DISTRICT VETERINARIANS



## USDA STAFF

### USDA, APHIS, VETERINARY SERVICES

Iowa District Office  
210 WALNUT STREET, ROOM 891  
DES MOINES, IOWA 50309  
Main Line: (515) 284-4140  
Fax: (515) 323-2286

Dr. Kevin L. Petersburg  
Assistant Director  
Phone: (515) 323-2107  
kevin.l.petersburg@aphis.usda.gov

Export Inquiries (608) 662-0630  
iowaexport@aphis.usda.gov

### FEDERAL VETERINARIANS

Dr. Sharon K. Fairchild  
Cell: (515) 669-3727  
Sharon.K.Fairchild@aphis.usda.gov

Dr. Neil E. Rippke  
Cell: (515) 669-5814  
Neil.E.Rippke@aphis.usda.gov

Dr. Jessica Young  
Cell: (515) 201-6150  
Jessica.L.Young@aphis.usda.gov

### Animal Health Technicians

Natasha D. Joiner,  
(515) 669-6028  
Natasha.D.Joiner@aphis.usda.gov

Stan A. Lamoureux  
(515) 669-5812  
Stan.A.Lamoureux@aphis.usda.gov

Tami J. Lindley, AIC  
(515) 669-0112  
Tami.J.Lindley@aphis.usda.gov

Randy Neis, AHT (NE IA/SW WI)  
Bloomington, WI  
Cell: (608) 304-3025  
Randall.J.Neis@aphis.usda.gov

## 2017 Classical Swine Fever Surveillance

Dr. David Schmitt and Ginny Eason

The IDALS Animal Industry Bureau received federal funding for Classical Swine Fever (CSF) surveillance testing. Classical Swine Fever is still present in Asia, South and Central America, Mexico, parts of Africa and the Caribbean Islands. The significance of US surveillance testing is to demonstrate to world pork export markets the US is indeed free of this disease and that surveillance testing is ongoing. To meet surveillance goals swine tonsils are being collected from no-value swine mortalities at markets. The District Veterinarians collected 1,000 tonsils from April 1, 2017, to January 26, 2018, with negative tests reported on all samples.

## ***What Happens if My Cow Tests Positive for Johne's?***

Dr. Gary E. Eiben

Producers are sometimes afraid of the stigma that has gone along with having Johne's disease in their herd. This has to some degree in the past prevented them from testing. The problem with hiding from Johne's is that it can eventually infect a large percentage of the herd.

Veterinarians have been doing a great job on educating producers about Johne's disease and the effect it has on their producers herd. With this increased awareness, more Johne's testing has been done in the past few years. This allows the producer and veterinarian to manage and control the disease before it gets firmly established in the herd. The best way to manage a positive Johne's herd is to do an annual test and remove all positive animals.

The question, "What happens if my cow tests positive for Johne's?", is asked quite often. It all depends on which Johne's test is being used.

The two most common tests done for Johne's is the fecal PCR and the blood ELISA. The fecal PCR test is considered an organism based test since it is detecting the DNA of the Mycobacterium that causes Johne's. The ELISA test detects antibodies in the blood that form after an animal is exposed to Johne's. The fecal PCR test can be done within 5 days and will find a higher number of truly infected animals than the ELISA blood test. However the ELISA test is much cheaper to have run than the PCR fecal test. Your veterinarian can help you decide what test is best for your herd.

What happens when an animal is found positive on the fecal PCR or culture test? This positive animal is restricted to the farm until it is sold directly to slaughter. There are **No Restrictions** on the rest of the herd. It is usually best to sell the infected animal as soon as possible to reduce the shedding of Mycobacterium organisms into the environment. Any animal that has a value of 22 or less on the fecal PCR test is considered a 'Super Shedder' and should be sold immediately. One Super shedder is equivalent to 20,000 low shedders. If the ELISA blood test is positive there are no restrictions on the animal since it is not an organism based test.

This positive fecal PCR animal must be identified with an official tag and moved to a recognized slaughter establishment or licensed sale barn that sells slaughter or pound cows directly to slaughter. This is according to the requirements Iowa administrative rules chapter 21-64.177(165A). This animal must be accompanied by an owner-shipper statement (**see page 15 for form**) and specified that this cow goes only to slaughter. Your District State Veterinarian can supply your Veterinarian with these owner-shipper statement forms. When you drop off the Johne's positive animal to the sale facility, specify that this animal goes for slaughter only and hand them the completed owner-shipper statement form. Once in the facility this animal is to be penned separately and sold last. The pen is then cleaned and disinfected after the sale. The owner of the sale facility then signs and dates the owner-shipper statement and faxes it into the Iowa Department of Agriculture. Fax number is 515-281-4282. If the positive animal is either euthanized or dies on the farm please call or email your IDALS State District Veterinarian with the date of death. The State District Veterinarian will then send a report regarding this positive animal into the IDALS office.

Johne's Disease is a reportable disease so the diagnostic lab will send results of a positive Johne's fecal test to the Iowa Department of Agriculture. The Department will then send a letter to the testing Veterinarian stating what needs to be done with the positive animal. Eventually, the State District Veterinarian will be notified and will contact the testing veterinarian and/or the producer and discuss the options that are available for the positive animal. This is a great time to talk about Johne's with your State District Veterinarian.



# Iowa Johne's Disease Control Program

Dr. Gary E. Eiben - Johne's Program Coordinator

Iowa Dept of Agriculture and  
Land Stewardship  
Bureau of Animal Industry  
Wallace State Office Building  
502 E 9<sup>th</sup> St, 2<sup>nd</sup> Floor  
Des Moines, IA 50319

## Owner-Shipper Statement

I, \_\_\_\_\_, do solemnly swear or affirm that the  
following livestock (give number and description):

CATTLE			
	Number	Ear Tag	Back tag
Cows/Heifers			
Bulls			

Are animal c-punched? ( ) Yes ( ) No

Owner Name (Print) \_\_\_\_\_

Owner Signature \_\_\_\_\_

Owner Address \_\_\_\_\_

Consignee Signature: \_\_\_\_\_ Location: \_\_\_\_\_

**Please return form to:** Iowa Dept of Agriculture and Land Stewardship  
Bureau of Animal Industry  
Wallace State Office Building  
502 E 9<sup>th</sup> St, 2<sup>nd</sup> Floor  
Des Moines, IA 50319

Henry A. Wallace Building • Des Moines, Iowa 50319 • 515-669-6095 • Fax 515-281-4282 •  
The Iowa Department of Agriculture and Land Stewardship is an equal opportunity employer and provider



## ***Veterinary Feed Directive (VFD) Implementation: Lessons Learned***

### **GlobalVetLINK Perspective – Electronic VFD's**

Dr. Tyler Holck, Health Management Solutions Manager at GlobalVetLINK, began the webinar with a brief VFD overview and provided some relevant metrics from GVL data to demonstrate the impact of VFDs.

Previous to 2017, about 2,500 VFDs were written a year in FeedLINK, GlobalVetLINK's electronic VFD system. With the transition of many OTC medications to VFD status, GVL saw a dramatic increase in VFDs written in 2017. At the time of the webinar, 100,000 VFDs had been written, it was estimated that 125,000 would be written by the end of the year.

Of the VFDs written in 2017 (FeedLINK), the species breakout was:

- 66% Bovine
- 32% Swine
- 1% Ovine
- 1% Poultry

As would be expected, January of 2017 showed the largest amount of VFDs written. Another spike in VFDs was observed six months later as some of those expired.

The average number of head per VFD based on species was:

- 733 Ovine
- 1,149 Bovine
- 7,856 Swine
- 26,463 Exotic Birds
- 275,723 Aquaculture
- 3,466,253 Poultry
- 18,200,722 Bees

### **Veterinarian Perspective**

Dr. Mike Apley from Kansas State University shared his perspective as a veterinarian on VFD implementation and some of the subjects that came up frequently. There were many learning curves for the industry leading up to the initial VFD changes and after they took place.

1. The difference between Type A medicated articles and Type B or C medicated feeds led to confusion because the distribution of Type A medication does not require VFD, but the use to create a Type B or C does.
2. Existing concurrent feeding approvals are for specific regimens, not just blanket approval for any regimen combinations. This led to well-timed and needed conversations as the industry figured this out.
3. Extra-label use in minor species came up often for sheep, but also for other species. Compliance Policy Guide (CPG) 615.115 has been a great resource that outlines specific requirements.
4. Free choice feeds and dry matter conversions were highly questioned, mainly in bovine segments around minerals. VFDs required a grams/ton amount, but some drugs have a specified dosing rate of milligrams/pound of body weight per day rather than just a g/ton inclusion rate. The industry worked together to share information about dry matter conversions (example: a VFD for including a product for a 10 mg/lb body weight - daily target for 5 days, it was necessary to convert that to a g/ton based on the consumption and body weight of those animals).

(Continued on page 17)

5. Pulsing (repeated administrations) and refills came up, and the FDA responded to these questions and clarified that authorizing repeated administration is not possible – another VFD would be needed, while refills are only possible if the label authorizes it, and none do.
6. Understanding the difference between label indications for milk, milk replacer and water became a necessity for the industry, as the requirements vary depending on the dose formulation (mixed in water requires prescription) or feed medication (requires a VFD).
7. The difference between duration and expiration on the VFD was commonly addressed.

Overall, Dr. Apley feels the conversations between veterinarian and clients have been beneficial in addressing some issues and moving the industry further. For instance, previous practices of producers were brought to the attention of veterinarians, so a lot of candid discussions happened around applicability, efficacy, when a medication is needed and why, how to document that a disease is actually present, related prevention programs, and much more.

### **Feed Distributor Perspective**

Some key takeaways from experience noted.

In preparation for the VFD transition, meeting with producers, the FDA, veterinarians and employees to gain and share information was key. Some distributors have hired a VFD manager and prepared an estimate of the amount of VFDs they could produce.

Some key items that helped with a smooth VFD implementation process included:

- Computer/electronic systems working ahead of time and communicating with each other (FMM, Oakland, and GlobalVetLINK).
- Set up “VFD Required” pop on computer systems
- All VFDs reviewed by VFD Manager before being issued out
- Each location is sent a VFD History Spreadsheet / Conversion Chart attached

Finally, Some key lessons learned by distributors through the VFD process:

- Have more than one person look at VFDs to ensure accuracy, compliance
- Having “VFD Required” notification on systems is a necessity
- Communication with veterinarians is crucial to help process (example: asking vets to place the weights of cattle on VFDs)
- The difference between expiration date and duration period was an area of confusion that was worked through with education and communication

The FDA inspection process, has been experienced and believed will happen more often in 2018. The inspection has begun with VFDs selected and traced back to owner and veterinarian to ensure compliance and accuracy.

**The VFD Implementation: Lessons Learned webinar was recorded and is available to watch online for free at <https://youtu.be/K1IV1A3mtpY>**

## ***Veterinary Feed Directive (VFD): Update and Common Questions***

Jeff Verzal

Livestock Compliance Investigator

As of January 1, 2017, the VFD Rule has been in place and as with any change, adjustments by the parties affected may be necessary. Below are a few items that are important to remember in order to comply with the VFD Rule.

### **How can producers and veterinarians address anaplasmosis concerns in cattle?**

FDA realizes that anaplasmosis in cattle is a significant animal health issue and would like to remind all affected parties that the following FDA-approved therapeutic options for treatment and control of anaplasmosis are currently available:

- Treatment: A number of oxytetracycline injectable drug products are approved for the treatment of anaplasmosis. A summary of the approved use conditions for such products can be found in [21 CFR 522.1660a](#) and [522.1662a](#).
- Control: A number of applications for use of chlortetracycline (CTC) in Type C medicated feeds (including complete medicated feeds and several free-choice medicated feed formulations) are approved for control of active infection of anaplasmosis. A summary of the approved use conditions for such medicated feeds can be found at [21 CFR 558.128](#).

Note that chlortetracycline Type C medicated feeds are only approved for the control of *active infection* of anaplasmosis. Currently, such medicated feeds are not approved for the treatment or prevention of anaplasmosis. FDA encourages producers to work with their veterinarian if they are concerned that anaplasmosis is something they need to address in their herd health plan.

Information about specific approved animal drugs can be found in the FDA's searchable database, [Animal Drugs @ FDA](#).

### **Drugs in Animal Feeds (Medicated Feeds)**

Anyone who adds drugs to feed is subject to the Federal Food, Drug and Cosmetic Act (the Act). Just as each label claim for a new animal drug must be approved, a drug must be specifically approved for administration in animal feed. When the new animal drug application for use of the drug in animal feed is approved, a notice is published in the *Federal Register*. The medicated feed must be labeled in accordance with the approved labeling.

It is a violation of the Act for drugs to be added for uses or at levels not specified in the regulations. Any individual authorizing the violation, as well as the individual illegally mixing the feed may be subject to regulatory action. Additionally, the feed itself may be subject to seizure. The agency will tolerate off-label use of drugs in the feed of minor species provided certain conditions are met, including the involvement of a licensed veterinarian. [Compliance Policy Guide 615.115](#).

(Continued on page 19)

**VFD drugs must be used under veterinary oversight, regardless whether they are used for major or minor species.**

### **Tissue Residue Prevention in Food Producing Animals:**

If medications are necessary in treating food producing animals through feed, water or injectable(s) and whether those medications used are purchased over the counter or require a VFD or prescription, drug residue prevention is important. Below are four key areas that veterinarians and producers should be aware of:

1. Proper Drug Use
2. Recordkeeping
3. Withdrawal Times and Label Information
4. AMDUCA/Extra-label Use Regulations

**IDALS Feed & Fertilizer Bureau is available for educational materials and presentations that can be offered to your firm or client base in regards to VFD Updates/Drug Residue Prevention at no cost.** Please contact Jeff Verzal, Compliance Investigator, IDALS at 515-249-3192 or e-mail at [Jeff.Verzal@Iowaagriculture.gov](mailto:Jeff.Verzal@Iowaagriculture.gov) for questions or scheduling.

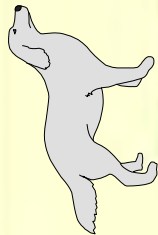
Jeff Verzal, Livestock Compliance Investigator, Iowa Department of Agriculture and Land Stewardship (IDALS)

### **RESOURCES:**

- <https://www.federalregister.gov>
- Guidance for Industry #120, #209, #213, #233
- 21 CFR 558.6 (VFD)
- 21 CFR 225 (cGMP)
- Website: <http://www.fda.gov/safefeed>

For more information:

- [AskCVM@fda.hhs.gov](mailto:AskCVM@fda.hhs.gov)
- <https://www.fda.gov/AnimalVeterinary/NewsEvents/CVMUpdates/ucm589366.htm>  
(Information for Bees)
- <https://www.fda.gov/AnimalVeterinary/NewsEvents/CVMUpdates/ucm589931.htm>  
(Information for Anaplasmosis: Cattle)



20

## ***GlobalVetLINK***

Lily Scott, Marketing Communications Specialist

GlobalVetLINK hosted two webinars at the end of 2017 covering two of the biggest topics in the industry this past year: Animal Disease Traceability (ADT) and the Veterinary Feed Directive (VFD). We've outlined the helpful content of these webinars and encourage you to visit our [YouTube](#) channel to watch the recordings.

### **ADT Industry Update Webinar Summary**

In November, Chelsea Good, JD, Vice President of Government and Industry Affairs for the Livestock Marketing Association, joined GVL to share some ADT industry updates and discuss what the future might look like.

### **Current ADT Requirements**

Since March 2013, the federal ADT rule has applied to cattle that are traveling interstate. Livestock must be identified if they are covered animals and meet these criteria:

- all sexually intact cattle and bison over 18 months of age;
- all female dairy cattle of any age;
- all dairy males (intact or castrated) born after March 11, 2013;
- cattle and bison of any age used for rodeo, shows, exhibition, and recreational events.

In these circumstances, official identification may not be required:

- cattle moving directly to slaughter – approved backtags may be used
- cattle moving directly to approved livestock facility – owner shipper statement may be used

Cattle requiring official ID must have an Interstate Certificate of Veterinary Inspection (ICVI), commonly called a health certificate, or alternate movement document agreed on by the state to move across state lines. Official ID numbers are required to be recorded on the document.

While it is a federal rule, states can set identification, documentation, and disease-specific requirements for cattle movement in their states.

### **ADT Implementation Challenges**

Some of the challenges with ADT faced by the industry include:

- awareness of the program and education about the requirements, specifically among producer audiences;
- consistency of enforcement on both federal and state levels;
- streamlining transportation documents and database compatibility.

In April 2017, the USDA released an ADT assessment report that concluded the basic framework is improving traceability, but some challenges remain, including:

- ADT is only applicable to cattle moving interstate – intrastate livestock not being covered;
- limitations of visual-only (non RFID) tags – USDA believes RFID infrastructure is needed prior to feeder cattle being included;
- lack of collection and retirement of tags at slaughter plants – currently required to happen, but not occurring as needed.

(Continued on page 22)



Following this assessment report, the USDA hosted a series of regional meetings over the spring and summer where federal officials discussed ADT and a panel of representatives from the industry provided their perspectives. The summary reports from those meetings showed these topics as common themes from the meetings:

- Confidentiality and Security of Information Systems
- Liability
- Cost
- Small Producers
- Focus on Disease Traceability or also Marketing Opportunities?
- Role of Beef Feeder Cattle ID
- ID to Birth Premises
- Flexibility and Exemptions
- State Differences
- Enforcement is not Uniform
- EID Technology
- Movement Documents
- Collection of ID at Slaughter

In addition, the National Strategy Forum on Livestock Traceability, hosted by NIAA and USAHA and held in September 2017, offered an opportunity to hear from state and federal working groups. Fourteen recommendations were shared from those groups, but some of the major items include:

- Keep focus on cattle currently covered and do not expand to beef feeder cattle at this point.
- Move identification requirements of covered cattle to sooner than interstate movement.
- Commingling, change of ownership, and interstate movement.
- Move to an electronic ID system by 2023.
- Expand enforcement, including enforcing outside of livestock markets.
- Reduce exemptions and flexibilities.

### **ADT Next Steps**

The State/Federal Working Group Recommendations will be published in the Federal Register, probably as a Request for Information with a comment period that will allow for feedback. A formal ruling could follow, which would also be published in the Federal Register.

Also, the recently formed Cattle Traceability Working Group, managed by NIAA, includes thought leaders from different sectors of the industry. They are tasked with discussing the future of ADT and what that looks like, and their discussions will be a part of the conversation moving forward.

Finally, the topic of this year's NIAA Annual Conference is Livestock Traceability: Enabling Opportunities for Animal Agriculture. That will be held April 9-12, 2018 in Denver, Colorado, and will discuss many of the topics outlined here.

In general, it is obvious that there will continue to be conversations around changes to the ADT regulations and plans for next steps. Technology will likely be a common theme with discussion around RFID tags and electronic database systems. There are still unanswered questions and areas of uncertainty that will continue to be addressed.

### **Resources for More ADT Information**

- <https://www.aphis.usda.gov/aphis/ourfocus/animalhealth/traceability>
- USDA ADT Assessment Report:  
<https://www.aphis.usda.gov/traceability/downloads/adt-assessment-executive-summary.pdf>
- USDA ADT 2017 Public Meetings:  
<https://www.aphis.usda.gov/aphis/ourfocus/animalhealth/traceability/adt-meeting-information>

The ADT Industry Update webinar was recorded and is available to watch online for free at <https://youtu.be/tqNwKhYsjHU>.



## ***USDA's 2018 Veterinary Medicine Loan Repayment Program (VMLRP)***

Dr. David Schmitt

Authorized by the National Veterinary Medical Services Act (NVMSA) the **Veterinary Medicine Loan Repayment Program (VMLRP)** helps qualified veterinarians offset a significant portion of the debt incurred in pursuit of their veterinary medicine degrees in return for their service in certain high-priority veterinary shortage situations. The National Institute of Food and Agriculture (NIFA) carries out NVMSA by entering into educational loan repayment agreements with veterinarians who agree to provide veterinary services in veterinarian shortage situations for a determined period of time.

If you commit to at least three years to providing veterinary services in a designated veterinary shortage area, NIFA may repay up to \$25,000 of your student loan debt per year. Loan repayment benefits are limited to payments of the principal and interest on government and commercial loans you received for the attendance at an accredited college of veterinary medicine resulting in a degree of Doctor of Veterinary Medicine or the equivalent.

This is the ninth year of the VMLRP program and in each of the years Iowa has been designated as a state to submit seven (7) applications for consideration and since the start of the program there have been 39 Iowa veterinarians who have been successful in receiving VMLRP grants, plus 3 veterinarians have renewed their VMLRP. In working with the Iowa State University College of Veterinary Medicine, the Iowa Veterinary Medical Association, and private veterinarians we have determined underserved food animal veterinarian or public service designated counties in the state of Iowa. Each of the Iowa nominations names a specific Iowa county and includes the adjacent counties as designated shortage areas.

The 2018 Iowa designated counties (including adjacent counties) nomination forms have been submitted for review and approval by USDA NIFA. The 2018 counties for Iowa selected include Cherokee, Clarke, Fayette, Marshall, Shelby, Wapello, Webster and their adjacent counties. The USDA NIFA committee has reviewed and approved the Iowa nominations for the approved counties, they are posted on the NIFA website and the deadline for veterinarians to make their submissions has a deadline of March 16<sup>th</sup>. If you know of a veterinarian in a food animal practice who may qualify in one of the designated counties or adjacent counties who is eligible please have them contact Dr. David Schmitt at 515-281-8601.

For more information about the VMLRP please check out the following website:

<https://www.nifa.usda.gov/program/veterinary-medicine-loan-repayment-program>

## ***2018 Exhibition Requirements***

Please keep these on hand to use when preparing health certificates for the State Fair.  
Please do yourself, our profession,  
the exhibitors, and the regulatory personnel a favor — do not issue a health certificate if  
the animal does not meet all the  
requirements. Exhibiting livestock is a high-risk activity with respect to possible disease transmission.

### **IMPORTANT:**

IDALS newsletter and 2018 Iowa exhibition regulations can be viewed on IDALS website:  
<http://www.iowaagriculture.gov/animalIndustry.asp>

### **DISEASE STATUS**

**Cattle Brucellosis:** All states have Brucellosis Free State status.

**Swine Brucellosis:** All states have Swine Brucellosis Free State Status.

**Cattle Tuberculosis:** Michigan has split state statuses. California is classified as Modified Accredited Advanced. The rest of the country is classified as tuberculosis Free state status.

**Michigan** has split statuses:

Free status in Upper Peninsula and lower part of MI

Modified Accredited Advanced in 4 counties (**Alcona, Alpena, Montmorency and Oscoda**)

**Pseudorabies:** The entire country is Stage V.



## 2018 HEALTH REQUIREMENTS FOR THE EXHIBITION OF LIVESTOCK, POULTRY AND BIRDS AT STATE FAIR, DISTRICT SHOWS AND EXHIBITIONS

### SECTION 1 - GENERAL

- A. All animals, poultry and birds intended for exhibition within the State of Iowa will be considered under quarantine and not eligible for showing until the owner or agent presents a CERTIFICATE OF VETERINARY INSPECTION, stating the animals, poultry or birds are apparently free from symptoms of infectious or communicable diseases as determined on clinical inspection by an accredited veterinarian within 30 days (14 days for sheep) prior to date of entry to exhibition grounds. **Please Note** (Veterinarian and Exhibitor): The Certificate of Veterinary Inspection must include the name of the owner or exhibitor and 911 address of the site the animal(s) reside, the name and 911 address of the exhibition, and shall only be used for one exhibition.
- B. INDIVIDUAL CERTIFICATES OF VETERINARY INSPECTION WILL NOT BE REQUIRED in certain classes, if the division superintendent has made prior arrangements with the official fair veterinarian to have all animals and/or birds inspected on arrival and prior to exhibition.

ANY EVIDENCE OF WARTS, RINGWORM, FOOT ROT, PINK EYE, DRAINING ABSCESES, OR ANY OTHER CONTAGIOUS DISEASE WILL ELIMINATE THE ANIMAL FROM THE SHOW.

**CONSULT YOUR STATE AND/OR COUNTY FAIR BOOK FOR ADDITIONAL OR SUPPLEMENTAL REGULATIONS.**

### SECTION 2 – BREEDING CATTLE

ALL Breeding cattle must have official individual identification and be accompanied by a Certificate of Veterinary Inspection that lists official identification. Examples of acceptable official identification are; a USDA approved alphanumeric tag, Brucellosis (calfhood) vaccination tag, or purebred registry tattoo, or USDA approved RFID or 840 series tag.

#### TUBERCULOSIS (Iowa is Class Free):

Cattle originating from an accredited-free state or zone may be exhibited without other testing requirements when accompanied by a Certificate of Veterinary Inspection that lists official individual identification (see above). Cattle from a herd or area under quarantine for tuberculosis may not be exhibited. Cattle from a state or zone which is not an accredited-free state or zone must meet the following requirements:

1. An individual animal test conducted within 60 days of the exhibition, or
2. Originate from a tuberculosis accredited-free herd, with the accredited herd number and date of last test listed on the Certificate of Veterinary Inspection.




### BRUCELLOSIS (Iowa is Class Free):


- A. Native Iowa cattle originating from a herd not under quarantine can be exhibited without other testing requirements when accompanied by a Certificate of Veterinary Inspection, showing official individual identification (see above).
- B. Cattle originating outside the state must meet one of the following requirements:
1. Originate from Brucellosis Class "Free" states, when accompanied by a Certificate of Veterinary Inspection and showing individual official identification, or
  2. Official vaccinates under 24 months (beef), 20 months (dairy), when accompanied by a Certificate of Veterinary Inspection, showing official calfhood vaccination and individual official identification, or
  3. Animals of any age originating from a herd not under quarantine when accompanied by a Certificate of Veterinary Inspection, showing a report of a negative brucellosis test conducted within 30 days prior to opening date of exhibition and individual official identification, or
  4. Originate from a certified brucellosis free herd, accompanied by a Certificate of Veterinary Inspection, showing individual official identity, herd number, and date of last test, or
  5. Calves under 6 months of age when accompanied by a Certificate of Veterinary Inspection, showing individual official identification.

### NOTES:

1. All brucellosis tests must have been confirmed by a State-Federal Laboratory.
2. All nurse cows which accompany calves to be exhibited must meet above health requirements.
3. All cattle and bison originating from states not officially classified as brucellosis or tuberculosis free must obtain a pre-entry permit from the Iowa State Veterinarian's Office. (515-281-5547)
4. Official individual identification listed on a Certificate of Veterinary Inspection required for all cattle and bison of any age **coming in from out of state** used for rodeos, recreational events, shows and exhibitions.
5. Trichomoniasis testing is not required for rodeo or exhibition bulls temporarily in the state that leave after the event. Effective February 12, 2014, bulls intended for sale must have a negative trichomoniasis test within 30 days prior to importation and no subsequent sexual exposure. The test results must be noted on the Certificate of Veterinary Inspection. The testing requirement does not apply to virgin bulls under 24 months of age and needs to be noted on the Certificate of Veterinary Inspection the bull(s) is a "virgin" or not sexually exposed to any female cattle.

### SECTION 3 - MARKET BEEF CATTLE

Steers and beef-type heifers exhibited in market classes must be accompanied by a Certificate of Veterinary Inspection, showing individual official identification for each animal and originate from a herd not under quarantine. **NOTE:** Official identification tags must have US shield  to be official ID tag.

Examples of acceptable official identification are; a USDA approved alphanumeric tag, Brucellosis (calhood) vaccination tag, or purebred registry tattoo, or USDA approved RFID or 840 series tag. 4H and FFA bearing the US shield  also official ID tags.

## **SECTION 4 - SWINE**

### **GENERAL:**

1. All swine must be individually identified on a Certificate of Veterinary Inspection and originate from herds or areas not under quarantine. For Iowa swine, plastic tags issued by 4-H officials can be substituted for an official USDA metal test tag or official USDA plastic tag, when an additional identification (ear notch) is also recorded on the Certificate of Veterinary Inspection. All identification is to be recorded on the Certificate of Veterinary Inspection. All swine from out of state must have official individual identification and official individual identification must be listed on Certificate of Veterinary Inspection and pseudorabies test chart. Electronic identification will not be considered official identification for exhibition purposes.
2. **Swine exhibition requirements.** "Swine exhibition" means an exhibit, demonstration, show, or competition involving an event on the state fairgrounds, a county fair, or other exhibition event. The sponsor of the exhibition must retain an Iowa licensed veterinarian to supervise the health of the swine at the exhibition location. The sponsor must electronically file the approved registration form and obtain approval from the state veterinarian at least 30 days before the event. The registration form includes the name of the exhibition and the address and telephone number of its location; the name, address and telephone number of the veterinarian; and the date of the planned exhibition. Sales of swine will not be allowed unless the event has been registered and received approval from the state veterinarian 30 days prior to the event.
3. **Swine exhibition report required.** The sponsor of the swine exhibition shall electronically submit to the department the approved report form within five business days after the conclusion of the exhibition. The form includes the name of the exhibition and the address and telephone number of its location; the name, address and telephone number of the veterinarian; the date that the exhibition occurred; the name, address and telephone number of the owner of the swine; and the address and telephone number of the premises from which the swine was moved after the exhibition if such premises is a different premises.

### **BRUCELLOSIS (Iowa is Class Free):**

1. Native Iowa Swine--No brucellosis test required for exhibition purposes.
  2. Swine from Out of State--All breeding swine six months of age and older must either:
    - A. Originate from a Brucellosis Class "Free" state; or
    - B. Originate from a brucellosis validated herd with herd certification number and date of last test listed on the Certificate of Veterinary Inspection; or
    - C. Have a negative brucellosis test conducted within 60 days prior to show and confirmed by a state-federal laboratory.
- 1) AUJESZKY'S DISEASE (PSEUDORABIES) - ALL SWINE (Iowa is Stage V)
1. Native Iowa swine. No pseudorabies testing requirements prior to the exhibition will be necessary for native Iowa swine.

2. Swine originating outside Iowa. All exhibitors must present a test record and Certificate of Veterinary Inspection that indicate that each swine has had a negative test for pseudorabies within 30 days prior to the show (individual show regulations may have more restrictive time restrictions), regardless of the status of the herd, and that lists the individual official identification. Electronic identification will not be considered official identification for exhibition purposes.

## **SECTION 5 - SHEEP**

1. All animals must be individually identified on a Certificate of Veterinary Inspection and originate from herds or areas not under quarantine. The Certificate of Veterinary Inspection for sheep will require clinical inspection by an accredited veterinarian within 14 days prior to date of entry to exhibition grounds.
2. All sexually intact sheep must be identified with an individual Scrapie Flock of Origin identification tag and this number must be listed on the Certificate of Veterinary Inspection. Tag number listed on Certificate of Veterinary Inspection must include the flock identification number and the individual animal number – Ex. IA1234-5678. (IA1234 is the Scrapie Flock identification number and 5678 is the individual number.)

Wethers less than 18 months of age are required to have an individual identification and a scrapie tag may be used, but a scrapie tag is not required.

3. **Any evidence of club lamb fungus, ringworm, draining abscesses, foot rot, sore mouth, or any other contagious disease will eliminate the animal from the show.**

## **SECTION 6 - GOATS**

1. All animals must be individually identified on a Certificate of Veterinary Inspection and originate from herds or areas not under quarantine. The Certificate of Veterinary Inspection for goats will require clinical inspection by an accredited veterinarian within 30 days for goats prior to date of entry to exhibition grounds.
2. All sexually intact goats must be identified with an individual Scrapie Flock of Origin identification tag or by an official scrapie tattoo registered with USDA (to register, call 1-866-USDA-TAG), and the complete ear tag number (Ex. IA1234-5678) or complete ear tattoo number must be listed on the Certificate of Veterinary Inspection. The Certificate of Veterinary Inspection must also include a statement certifying the herd's participation in the Scrapie program.

*If you use tattoos instead of scrapie tags:*

- *Complete numbers from both ears (or complete tail or flank numbers) must be listed on the Certificate of Veterinary Inspection.*
- *Herd tattoo prefix must be registered with USDA by calling 1-866-USDA-TAG (1-866-873-2824).*
- *A statement must be included on the Certificate of Veterinary Inspection indicating that the herd participates in the scrapie program, and listing the official tattoo registered to the herd.*

Wethers less than 18 months of age are required to have an individual identification and a scrapie tag may be used, but a scrapie tag is not required.

3. **Any evidence of club lamb fungus, ringworm, draining abscesses, foot rot, sore mouth, or any other contagious disease will eliminate the animal from the show.**

4. Goats originating from outside of the state exhibiting at a state or district show and considered for sale at the exhibition - must originate from a state certified brucellosis free herd, or the animal(s) exhibited must have a negative brucellosis test performed within 90 days of the exhibition. In addition, they must originate from a herd having a whole-herd negative Tuberculosis test within the last twelve months, or the animal(s) exhibited must have a record of a negative tuberculosis test performed within 90 days of exhibition. Brucellosis and tuberculosis class “free” state status for bovines is not recognized for goats moving into Iowa.

Goats originating from outside of the state exhibiting at a state or district show and returning to the premises of origin are exempt from testing requirements if the certificate of veterinary inspection meets all general requirements, identification requirements and has the following statement written by the licensed accredited veterinarian on the certificate of veterinary inspection: **“The goat(s) listed are for exhibition only and not for resale.”**

## **SECTION 7 - HORSES AND MULES**

All horses shall be accompanied by a Certificate of Veterinary Inspection with individual identification, or a description of the individual animal. These requirements apply to all horses entering the fairgrounds.

Native Iowa horses and mules can be exhibited when accompanied by an individual Certificate of Veterinary Inspection listing a description of the individual animals.

All equine originating from outside the state shall be accompanied by a Certificate of Veterinary Inspection listing a description of the individual animals; and indicating that each animal six months of age and older in the shipment has had a negative official equine infectious anemia test within twelve months of importation. The testing laboratory, accession number, and date of test must appear on the Certificate of Veterinary Inspection, or a copy of the Coggins (EIA) test paper must be presented.

## **SECTION 8 - POULTRY AND BIRDS**

All poultry exhibited must come from U.S. Pullorum-Typhoid clean or equivalent flocks, or have had a negative Pullorum-Typhoid test within 90 days of public exhibition and the test must have been performed by an authorized tester. (SEE GENERAL SECTION 1.B) **Please note: Poultry purchased from a hatchery and raised for exhibition are not exempt from Pullorum-Typhoid testing requirements.**

## **SECTION 9 - DOGS AND CATS**

All dogs and cats exhibited must have a current rabies vaccination certificate (SEE GENERAL SECTION 1.B)

## **SECTION 10 - FARM DEER**

**Accredited veterinarians must be approved to administer tuberculosis tests on Cervidae.**

“Cervidae” means all animals belonging to the cervidae family, and “CWD susceptible cervidae” means whitetail deer, blacktail deer, mule deer, red deer, elk and moose.

1. *Native Iowa cervidae.* Native Iowa cervidae may be exhibited from a herd not under quarantine without



additional testing for brucellosis or tuberculosis. Native Iowa cervidae may be exhibited without other testing requirements when accompanied by a Certificate of Veterinary Inspection that lists individual official identification.

- A. All CWD susceptible cervidae must have originated from a chronic wasting disease monitored or certified herd in which these animals have been kept for at least one year or were natural additions. Cervidae originating from a herd with a diagnosis, signs, or epidemiological evidence or an area under quarantine for chronic wasting disease shall not be exhibited. The following statement must appear on the Certificate of Veterinary Inspection:

“All Cervidae on this certificate originate from a chronic wasting disease monitored or certified herd in which these animals have been kept for at least one year or were natural additions. There has been no diagnosis, signs, or epidemiological evidence of chronic wasting disease in this herd for the past year.”

- B. Other cervidae. For all other cervidae, the following statement must appear on the Certificate of Veterinary Inspection:

“All Cervidae on this certificate have been part of the herd of origin for at least one year or were natural additions to this herd. There has been no diagnosis, signs, or epidemiological evidence of chronic wasting disease in this herd for the past year.”

- 2. *Cervidae originating outside Iowa.* Cervidae originating outside Iowa must obtain an entry permit from the State Veterinarian’s Office prior to import into Iowa. Cervidae originating outside Iowa which are six months of age or over must originate from a herd not under quarantine and be tested negative for Tuberculosis (TB) within 90 days of exhibition by the Single Cervical Tuberculin (SCT) test (Cervidae), or Dual Path Platform (DPP) blood test, or originate from an Accredited Herd (Cervidae), or originate from a Qualified Herd (Cervidae), with test dates shown on the Certificate of Veterinary Inspection. Herd status and SCT test are according to USDA Tuberculosis Eradication in Cervidae Uniform Methods and Rules effective January 22, 1999.

Cervidae originating outside Iowa which are six months of age or over must also be tested negative for Brucellosis within 90 days of exhibition, or originate from a Certified -Brucellosis Free Cervid Herd, or a Cervid Class Free Status State (Brucellosis). This negative status must be determined by Brucellosis tests approved for cattle and bison and tested in a cooperative state-federal laboratory.

- A. All CWD susceptible cervidae must have originated from a chronic wasting disease monitored or certified herd in which these animals have been kept for at least one year or were natural additions. The originating herd must have achieved a CWD status equal to completion of five years in an approved CWD monitoring program, and the CWD herd number and enrollment date must be listed on the Certificate of Veterinary Inspection. Cervidae originating from a herd with a diagnosis, signs, or epidemiological evidence or an area under quarantine for chronic wasting disease shall not be exhibited. The following statement must appear on the Certificate of Veterinary Inspection:

“All Cervidae on this certificate originate from a chronic wasting disease monitored or certified herd in which these animals have been kept for at least one year or were natural additions. There has been no diagnosis, signs, or epidemiological evidence of chronic wasting disease in this herd for the past year.”

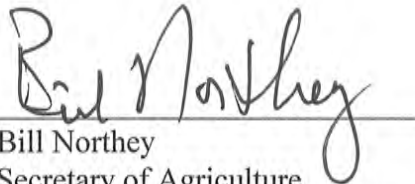
- B. Other cervidae. For all other cervidae, the following statement must appear on the Certificate of Veterinary Inspection:

“All Cervidae on this certificate have been part of the herd of origin for at least one year or were natural additions to this herd. There has been no diagnosis, signs, or epidemiological evidence of chronic wasting disease in this herd for the past year.”

## **SECTION 11 – RABBITS AND OTHER SPECIES**

(SEE GENERAL SECTION 1.B)

**THE VETERINARY INSPECTOR IN CHARGE SHALL ORDER ANY ANIMALS, POULTRY OR BIRDS, WHEN FOUND TO BE INFECTED WITH ANY CONTAGIOUS OR INFECTIOUS DISEASES, TO BE REMOVED FROM THE FAIR OR EXHIBITION.**



Bill Northey  
Secretary of Agriculture  
Iowa Department of Agriculture  
and Land Stewardship



David D. Schmitt, D.V.M.  
State Veterinarian  
Bureau of Animal Industry



## IOWA DEPARTMENT OF AGRICULTURE AND LAND STEWARDSHIP

*Bill Northey, Secretary of Agriculture*

### **2018 HEALTH REQUIREMENTS FOR EXHIBITION OF LIVESTOCK, POULTRY AND BIRDS AT A COUNTY 4H/FFA FAIR EXHIBITION**

ANY EVIDENCE OF WARTS, RINGWORM, FOOT ROT, PINK EYE, DRAINING ABSCESES OR ANY OTHER CONTAGIOUS OR INFECTIOUS CONDITION WILL ELIMINATE THE ANIMAL FROM THE SHOW.

No individual Certificate of Veterinary Inspection will be required on Iowa origin animals or poultry exhibited at County 4-H/FFA FAIR, but the animals must be inspected when unloaded or shortly thereafter by an accredited veterinarian. All animals moving from out of state into an Iowa county 4H/FFA fair must meet Iowa Animal and Livestock Importation requirements. Each show must have an official veterinarian.

Quarantined animals or animals from quarantined herds cannot be exhibited.

Official identification listed on a Certificate of Veterinary Inspection required for all cattle and bison of any age **coming in from out of state** used for rodeos, recreational events, shows and exhibitions.

### **SWINE**

All swine must originate from a herd or area not under quarantine and must be individually identified. Plastic tags issued by 4-H officials may be substituted for an official metal test tag, when there is an additional identification (ear notch).

**Swine originating outside of Iowa.** All exhibitors must present a test record and Certificate of Veterinary Inspection that indicate that each swine has had a negative test for pseudorabies within 30 days prior to the show (individual show regulations may have more restrictive time restrictions), regardless of the status of the herd, and that show individual official identification. Electronic identification will not be considered official identification for exhibition purposes.

**Swine exhibition requirements.** "Swine exhibition" means an exhibit, demonstration, show, or competition involving an event on the state fairgrounds, a county fair, or other exhibition event. The sponsor of the exhibition must retain an Iowa licensed veterinarian to supervise the health of the swine at the exhibition location. The sponsor must electronically file the approved registration form and obtain approval from the state veterinarian at least 30 days before the event. The registration form includes the name of the exhibition and the address and telephone number of its location; the name, address and telephone number of the veterinarian; and the date of the planned exhibition. Sales of swine will not be allowed unless the event has been registered and received approval from the state veterinarian 30 days prior to the event.

**Swine exhibition report required.** The sponsor of the swine exhibition shall electronically submit to the department the approved report form within five business days after the conclusion of the exhibition. The form includes the name of the exhibition and the address and telephone number of its location; the name, address and telephone number of the veterinarian; the date that the exhibition occurred; the name, address and telephone number of the owner of the swine; and the address and telephone number of the premises from which the swine was moved after the exhibition if such premises is a different premises.

### **SHEEP AND GOATS**

All sexually intact sheep must have an individual Scrapie Flock of Origin identification tag (Ex. IA1234-5678). All sexually intact goats must be identified with an individual Scrapie Flock of Origin identification tag (Ex. IA1234-5678) or by an official tattoo registered with USDA (to register, call 1-866-USDA-TAG; 1-866-873-2824). Wethers less than 18 months of age are required to have an individual identification and a scrapie tag may be used, but a scrapie tag is not required.

### **POULTRY AND BIRDS**

All poultry exhibited must come from U.S. Pullorum-Typhoid clean or equivalent flocks, or have had a negative Pullorum-Typhoid test within 90 days of public exhibition and the test must have been performed by an authorized tester. (SEE GENERAL SECTION 1.B) **Please note: Poultry purchased from a hatchery and raised for exhibition are not exempt from Pullorum-Typhoid testing requirements.**

However, "Market Classes" of poultry consigned to a slaughter establishment are exempt from the Salmonella testing requirements. "Market Classes" of poultry must be separated from all other poultry by a distance of ten or more feet and/or an eight-foot high solid partition.

### **DOGS AND CATS**

All dogs and cats exhibited must have a current rabies vaccination certificate.

### **FARM DEER**

<b>Accredited veterinarians must be approved to administer tuberculosis tests on Cervidae.</b>
--


"Cervidae" means all animals belonging to the cervidae family, and "CWD susceptible cervidae" means whitetail deer, blacktail deer, mule deer, red deer, elk and moose. Cervidae may be exhibited without other testing requirements when accompanied by a Certificate of Veterinary Inspection that lists individual official identification.

All Cervidae must have been part of the herd of origin for at least one year or were natural additions, or must have originated from a chronic wasting disease monitored or certified herd in which these animals have been kept for at least one year or were natural additions. Cervidae originating from a herd with a diagnosis, signs,

epidemiological evidence, or area under quarantine for chronic wasting disease may not be exhibited. The following statement must appear on the Certificate of Veterinary Inspection:

- A. CWD susceptible cervidae: "All Cervidae on this certificate originate from a chronic wasting disease monitored or certified herd in which these animals have been kept for at least one year or were natural additions. There has been no diagnosis, signs, or epidemiological evidence of chronic wasting disease in this herd for the past year."
- B. Other cervidae. "All Cervidae on this certificate have been part of the herd of origin for at least one year or were natural additions to this herd. There has been no diagnosis, signs, or epidemiological evidence of chronic wasting disease in this herd for the past year."

THE DECISION OF THE OFFICIAL SHOW VETERINARIAN WILL BE FINAL.



David D. Schmitt, D.V.M., State Veterinarian  
Iowa Department of Agriculture and Land Stewardship