



# Animal Industry News

Volume 13 Issue 1

2012

## From Secretary of Agriculture Bill Northey...

Greetings and thanks for all your work to make 2011 another successful year for the Iowa livestock industry and at the Iowa Department of Agriculture and Land Stewardship. I appreciate the commitment all of you show to help support and protect the livestock industry in our state.

It has been a year of transition at the Department as we have hired a new Deputy Secretary and Division Director to oversee the Food Safety and Animal Health Division, which includes the Animal Industry Bureau.

Steve Moline now oversees the Consumer Protection and Industry Services Division as well as the Food Safety and Animal Health Division. Steve previously worked as an Assistant Attorney General in the Environmental and Agriculture Law Division of the Iowa Attorney General's office. So, he has a deep understanding of the Department and the Animal Industry Bureau and has been a great asset to the Department.

Jay Johnson is the new Deputy Secretary for the Iowa Department of Agriculture and Land Stewardship. Jay previously served as Director of the USDA Packer and Stockyards Administration's Midwest Regional Office. As Deputy Secretary Johnson will assist in management responsibilities for the Department, focused on the areas of personnel and budget.

I am excited to have Jay and Steve on board to work with Dr. Schmitt and all the Animal Industry Bureau staff as you continue to work to protect animal health in our state. Animal agriculture continues to contribute more than \$10 billion in sales annually to the Iowa economy and remains vital to the economic health of rural communities.

The budget continues to be a challenge, but we understand food safety and consumer protection must remain a priority, and the work of our Animal Industry Bureau is a central part of that. We have asked the legislature for additional funding and a portion of that would go towards the Animal Industry Bureau, but it is too early to know what the legislature's final decision will be on our budget.

Finally, I will again be visiting each of Iowa's 99 counties during the year and hope you will stop by when I'm in your area if it works with your schedule. You can follow where I'm going to be on the Department's website at [www.iowaagriculture.gov](http://www.iowaagriculture.gov).

**BILL NORTHEY**  
SECRETARY OF AGRICULTURE

**JAY JOHNSON**  
DEPUTY SECRETARY OF  
AGRICULTURE

**STEVE MOLINE**  
FOOD SAFETY & ANIMAL HEALTH  
DIVISION DIRECTOR

**DAVID D. SCHMITT,**  
D.V.M.  
STATE VETERINARIAN

**RANDY L. WHEELER,**  
D.V.M.  
ASSISTANT STATE VETERINARIAN

**WEB SITE:**  
[WWW.IOWAAGRICULTURE.GOV/  
ANIMALINDUSTRY.ASP](http://WWW.IOWAAGRICULTURE.GOV/ANIMALINDUSTRY.ASP)



**NOTHING  
COMPARES**

## Table of Contents

◆ Ways to Contact Us	2
◆ Iowa Board of Veterinary Medicine	2
◆ State Veterinarian Directory	3
◆ Iowa Scrapie Program	4
◆ Animal Disease Traceability Premises Registered by County	5
◆ Animal Disease Traceability Avian Influenza	6
◆ Chronic Wasting Disease (CWD)	7
◆ USDA's Veterinary Medicine Loan Repayment Program	8
◆ National Animal Health Emergency Response Corps	9
◆ IVRRT 2012	9
◆ State District Veterinarians Map	10
◆ State/Federal Coop Vet District Map	11
◆ Pseudorabies (PRV)	12
◆ Animal Welfare	13
◆ Feral Swine Report	13
◆ Classical Swine Surveillance	13
◆ Johne's Disease Control Program	14
◆ Iowa FAST Eggs Project	14
◆ 2011 Rabies Map	15
◆ 2012 Tuberculosis (TB) Update	16
◆ <i>TB Update continued</i>	17
◆ <i>Global VetLink</i>	17
◆ <i>Certificates of Veterinary Inspection (CVI's)</i>	18
◆ <i>CVI's continued</i>	19
◆ <i>Veterinary Services Process Streamlining</i>	19

## *Iowa Board of Veterinary Medicine*

<b>Board Members:</b>	Dean B. Upton, D.V.M., Chair 3301 Skyline Drive Des Moines, Iowa 50310 515/279-4679
Betty Gustafson 3139 Cumming Road Cumming, Iowa 50061 515/981-0212	Rick Cooper, D.V.M. Town and Country Veterinary Clinic 1506 E. 5th Street P.O. Box 426 Tama, Iowa 52339 641/484-4086 (office)
Kelli Luzum Lutheran Church of Hope 925 Jordan Creek Parkway West Des Moines, Iowa 50265 515/371-4615	James R. Kenyon, D.V.M. Cedar Valley Veterinary Center 506 W. 1st Cedar Falls, Iowa 50613 319/277-4564 (office)

### Licensure and Registration

There are 2,580 veterinarians licensed in Iowa with an expiration date of June 30, 2014. There are 310 veterinary technicians registered in Iowa with an expiration date of December 31, 2014.

### Current Address

Please keep the Iowa Board of Veterinary Medicine informed of your current mailing address.

### Examinations Dates

North American Veterinary Licensing Exam (NAVLE). Registration for the examination is on-line with the National Board of Veterinary Medical Examiners ([www.nbvme.org](http://www.nbvme.org)). Please check the dates for the testing windows on their website.

Veterinary Technician State Examination is given once per year. The examination will be held in June and will be a web based examination. Additional information will be forwarded to the veterinary technician programs in Iowa of the registration and examination date.

Veterinary Technician National Examination registration is on-line through the American Association of Veterinary State Boards ([www.aavsb.org](http://www.aavsb.org)). Please check the dates for the testing windows on their website.

### Veterinary Technician AVMA Accredited Programs

Des Moines Area Community College, Ankeny, Iowa (full accreditation)  
Iowa Western Community College, Council Bluffs, Iowa (provisional accreditation)  
Kirkwood Community College, Cedar Rapids, Iowa (full accreditation)  
Muscatine Community College, Muscatine, Iowa (provisional accreditation)

### Administrative Rules Personnel and Chapter 12 Standards of Practice.

The Board Members continue work on Administrative Rules 811, Chapter 8 Auxiliary Personnel and Chapter 12 Standards of Practice.

### Disciplinary Action Taken by a Licensing Authority of another State, Territory, or Country

Please notify the Board office within 30 days of the final action of disciplinary action taken by a licensing authority in another state, territory, or country. Listed below for your reference and information is the specific code and rule.

Iowa Code of Law Chapter 169.13(4) states having the person's license to practice veterinary medicine revoked or suspended, or having other disciplinary action taken by a licensing authority of another state, territory, or country. A certified copy of the record or order of suspension, revocation, or disciplinary action is conclusive or prima facie evidence.

The Iowa Administrative Rules Chapter 811, 10.6(11) "failure to report a license, certificate, permit, or other credential revocation, suspension or other disciplinary action taken by a licensing or regulating authority of another state, territory or country within 30 days of the final action by such licensing or regulating authority. A stay by an appellate court shall not negate this requirement; however, if such disciplinary action is overturned or reversed by a court of last resort, such report shall be expunged from the records of the Board.

### Ways To Contact Us:

Secretary of Agriculture  
Bill Northey  
515.281.5322

Deputy Secretary  
Jay Johnson  
515.281.5322

Food Safety & Animal Health  
Division Director  
Steve Moline  
515.281.8610

State Veterinarian  
David D. Schmitt, D.V.M.  
[david.schmitt@iowaagriculture.gov](mailto:david.schmitt@iowaagriculture.gov)  
515.281.8601

Administrative Assistant  
to State Veterinarian  
Jean Saner  
515.281.5305

Assistant State Veterinarian  
Randy L. Wheeler, D.V.M.  
[randy.wheeler@iowaagriculture.gov](mailto:randy.wheeler@iowaagriculture.gov)  
515.281.0866

Administrative Assistant  
to Assistant State Veterinarian  
Katie Hyde  
515.281.6358

Brand Recorder  
Sheryl Goddard  
515.281.3545

Farm Deer Program/Premise ID  
Coordinator  
Dee Clausen  
515.281.8236 or  
888.778.7675

Iowa Board of Veterinary Medicine  
Ginny Eason  
515.281.8617

Permits and Import Questions/  
Brucellosis/Calfhood Vaccination  
Karla Crawford  
515.281.5547

Supplies/General Information  
515.281.5305

Animal Industry Fax  
515.281.4282

<u>STATE</u>	<u>STATE VETERINARIAN</u>	<u>OFFICE PHONE</u>	<u>PERMIT PHONE</u>
ALABAMA	Dr. Tony Frazier	(334) 240-7255	(334) 240-7255 x1
ALASKA	Dr. Robert Gerlach	(907) 375-8215	(907) 375-8215
ARIZONA	Dr. Perry Durham	(602) 542-4373	(602) 542-4293
ARKANSAS	Dr. George Badley	(501) 907-2400	(501) 907-2400
CALIFORNIA	Dr. Annette Whiteford	(916) 900-5000	(916) 900-5002
COLORADO	Dr. Keith Roehr	(303) 239-4166	(303) 239-4159
CONNECTICUT	Dr. Mary Jane Lis	(860) 713-2505	(860) 713-2504
DELAWARE	Dr. Heather Hirst	(302) 698-4500	(302) 739-4811
FLORIDA	Dr. Thomas Holt	(850) 410-0900	(850) 410-0900
GEORGIA	Dr. Robert Cobb	(404) 656-3671	(404) 656-3667
HAWAII	Dr. James M. Foppoli	(808) 483-7111	(808) 483-7113
IDAHO	Dr. William Barton	(208) 332-8540	(208) 332-8540
ILLINOIS	Dr. Mark Ernst	(217) 782-4944	(217) 782-4944
INDIANA	Dr. Bret D. Marsh	(317) 544-2400	(317) 544-2400
IOWA	Dr. David D. Schmitt	(515) 281-5305	(515) 281-5547
KANSAS	Dr. Bill Brown	(785) 296-2326	(785) 296-2326
KENTUCKY	Dr. Robert Stout	(502) 564-3956	(502) 564-3956
LOUISIANA	Dr. Brent Robbins	(225) 925-3962	(225) 925-3980
MAINE	Dr. Donald E. Hoenig	(207) 287-7615	(207) 287-3701
MARYLAND	Dr. Guy Hohenhaus	(410) 841-5810	(410) 841-5810
MASSACHUSETTS	Dr. Lorraine O'Connor	(617) 626-1795	(617) 626-1810
MICHIGAN	Dr. Steven Halstead	(517) 373-1077	(517) 373-1104
MINNESOTA	Dr. Bill Hartmann	(651) 296-2942	(651) 296-2942
MISSISSIPPI	Dr. James A Watson	(601) 359-1170	(601) 359-1170
MISSOURI	Dr. Linda Hickam	(573)-751-3377	(573) 751-3377
MONTANA	Dr. Martin Zaluski	(406) 444-2043	(406) 444-2976
NEBRASKA	Dr. Dennis A. Hughes	(402) 471-2351	(402) 471-2351
NEVADA	Dr. Phil LaRussa	(775) 353-3755	(775) 353-3718
NEW HAMPSHIRE	Dr. Stephen K. Crawford	(603) 271-2404	(603) 271-2404
NEW JERSEY	Dr. Manoel Tamassia	(609) 292-3965	(609) 292-3965
NEW MEXICO	Dr. Dave E Fly	(505) 841-6161	(505) 841-6161
NEW YORK	Dr. David Smith	(518) 457-3502	(518) 457-3971
NORTH CAROLINA	Dr. David T. Marshall	(919) 733-7601	(919) 733-7601
NORTH DAKOTA	Dr. Susan Keller	(701) 328-2655	(701) 328-2655
OHIO	Dr. Tony M. Forshey	(614) 728-6220	(614) 728-6220
OKLAHOMA	Dr. Rod Hall	(405) 522-0270	(405) 522-6141
OREGON	Dr. Don Hansen	(503) 986-4680	(503) 986-4680
PENNSYLVANIA	Dr. Craig Shultz	(717) 772-2852	(717) 772-2852 x202
PUERTO RICO	Dr. Dario Gonzalez	(787) 796-1650	(787) 796-1650
RHODE ISLAND	Dr. Scott Marshall	(401) 222-2781	(401) 222-2781
SOUTH CAROLINA	Dr. Boyd Parr	(803) 788-2260	(803) 788-2260 x223
SOUTH DAKOTA	Dr. Dustin Oedekoven	(605) 773-3321	(605) 773-3321
TENNESSEE	Dr. Charles Hatcher	(615) 837-5120	(615) 837-5120
TEXAS	Dr. Dee Ellis	(512) 719-0704	(512) 719-0777
UTAH	Dr. Bruce King	(801) 538-7162	(801) 538-7164
VERMONT	Dr. Kristin Haas	(802) 828-2426	(802) 828-2421
VIRGINIA	Dr. Richard Wilkes	(804) 786-2483	(804) 692-0601
WASHINGTON	Dr. Leonard Eldridge	(360) 902-1881	(360) 902-1878
WEST VIRGINIA	Dr. Jewell Plumley	(304) 558-2214	(304) 558-2214
WISCONSIN	Dr. Robert Ehlenfeldt	(608) 224-4872	(608) 224-4874
WYOMING	Dr. Jim Logan	(307) 857-4140	(307) 777-7515
CANADA	Dr. Brian Evans (director)	(613) 225-3775	

## ***Iowa Scrapie Program***

Dr. Sharon K. Fairchild & Dr. Gregory S. Schmitt  
Designated Scrapie Epidemiologists

**Iowa progress:** There is good news in “Scrapie-land” as Iowa has found no new Scrapie infected sheep flocks in 2011. There have been a total of 77 sheep flocks in Iowa that have been found to be infected with Scrapie since the accelerated National Scrapie Eradication Program (NSEP) started in November 2001. In Fiscal Year 2005, Iowa had a high of 15 newly infected flocks and the number of new infected flocks has been decreasing since that time. Iowa’s last infected flock was found in June 2010.

**US progress:** In the US, there has been a 38% reduction in the number of newly infected sheep flocks in FY (Fiscal Year) 2011. Nationally there were only 15 flocks found to be infected with Scrapie and there has been a steady reduction in the new infected flocks by about 35% to 40% each year for the last five years. Most newfound infected flocks are found at slaughter. Adult sheep are tested at slaughter plants and if found positive for Scrapie are traced back to the farm of origin by the Scrapie ID tags that producers place in the ears of their sheep before they move the sheep off their farms. The goal of eradicating Scrapie from the US by 2017 is within sight but depends on producers identifying their sheep with free Scrapie tags they can get by calling Lisa at 1-866-USDA-TAG (1-866-873-2824)

**Free Genotype testing for Rams:** One of the reasons there has been a decrease in the number of Scrapie infected flocks is that producers have used genotyping to “Scrapie-proof” their flocks by using RR rams. By using only RR rams, none of the ewe lambs produced will be QQ, the most susceptible genotype for contracting Scrapie. The Iowa Department of Agriculture and Land Stewardship (IDALS) has money available to pay for free testing of rams after April 1st, 2012. The free testing is available on a first come, first serve basis so encourage your producers to take advantage of this technology. Call Jean Saner at 515-281-5305 for details.

**Genetics Based Flock Cleanup Plan:** If a sheep is found to be positive for Scrapie and the herd it came from is deemed to be infected, the flock would be quarantined and a flock cleanup plan would be instituted. The most common plan is the Genetics Based Plan and the basic plan is that State and/or Federal veterinarians and technicians will draw blood from the flock’s breeding animals and apply official ID. This blood will be genotyped and the QQ sheep identified. The QQ sheep would be appraised and paid for by the NSEP and these QQ sheep will be euthanized and tissues collected and examined for Scrapie. The herd would then be put on a 5 year Post Exposure Management and Monitoring Plan (PEMMP) and the quarantine released.

**Scrapie in goats:** Although there is a low prevalence of Scrapie in goats it does occur and the NSEP will be conducting surveillance in goats to help eradicate Scrapie in this species. If your goat producers aren’t enrolled in the Scrapie program encourage them to call Lisa at 1-866-USDA-TAG. They can get enrolled and order tags to ID their goats before they move them off their farms. **Cautionary note for your goat clients:** All goats are considered to be susceptible to Scrapie (there is no genetic resistance) so if a goat herd has sheep and any of the sheep are found to have Scrapie, there is a distinct possibility the goats would have to be sacrificed. Please make your goat clients aware of this. They can reduce the possibility of having Scrapie by not having sheep or making sure the sheep they have or the ones they purchase have genotypes of RR or QR.

**Sheep NAHMS 2011:** 58 Iowa sheep producers were involved in the National Animal Health Monitoring System (NAHMS) sheep survey in 2011. These producers were surveyed and provided information on management, health issues, production, etc. and 42 of these producers decided to have their flocks tested for conditions like internal parasites, Toxoplasmosis, Q-Fever, etc. The surveys and results of the testing are completely confidential and the aggregate results of the states involved will be published later on the NAHMS website.

**Clinical Signs suggestive of Scrapie?** If you see sheep or goats with clinical signs suggestive of Scrapie, call one of the Federal or State veterinarians in your area. To eradicate Scrapie by 2017, we need to find and identify all the Scrapie infected flocks and we depend on practicing veterinarians to help find them.

**Questions about Scrapie?** Call Dr. Sharon Fairchild (515-669-3727) or Dr. Gregory Schmitt (515-669-5633)

**Premises Identification**

Protect Your Premises, Protect Your Industry — Premises Registered by County As of 1/12/2012  
Dee Clausen, Coordinator

County	County totals	County	County totals	County	County totals
Adair	206	Floyd	261	Monona	126
Adams	123	Franklin	269	Monroe	143
Allamakee	598	Fremont	79	Montgomery	114
Appanoose	150	Greene	191	Muscatine	200
Audubon	172	Grundy	207	O'Brien	390
Benton	303	Guthrie	218	Osceola	232
Black Hawk	223	Hamilton	447	Page	179
Boone	312	Hancock	308	Palo Alto	333
Bremer	224	Hardin	400	Plymouth	569
Buchanan	329	Harrison	144	Pocahontas	289
Buena Vista	401	Henry	238	Polk	123
Butler	270	Howard	379	Pottawattamie	289
Calhoun	239	Humboldt	243	Poweshiek	228
Carroll	440	Ida	148	Ringgold	158
Cass	229	Iowa	296	Sac	320
Cedar	386	Jackson	332	Scott	306
Cerro Gordo	145	Jasper	289	Shelby	233
Cherokee	327	Jefferson	154	Sioux	822
Chickasaw	256	Johnson	394	Story	343
Clarke	177	Jones	401	Tama	228
Clay	286	Keokuk	272	Taylor	246
Clayton	1,004	Kossuth	458	Union	156
Clinton	421	Lee	214	Van Buren	217
Crawford	318	Linn	286	Wapello	164
Dallas	352	Louisa	157	Warren	292
Davis	260	Lucas	135	Washington	462
Decatur	141	Lyon	436	Wayne	138
Delaware	1,050	Madison	248	Webster	282
Des Moines	110	Mahaska	313	Winnebago	209
Dickinson	139	Marion	225	Winneshiek	404
Dubuque	677	Marshall	215	Woodbury	207
Emmet	135	Mills	94	Worth	228
Fayette	423	Mitchell	470	Wright	256
				<b>TOTAL</b>	<b>29,428</b>

## ***Animal Disease Traceability***

Dee Clausen, Coordinator

Animal Disease Traceability proposed rule was published August 11, 2011. Comments were allowed on or before November 9, 2011. The Published final rule is to be out 12 to 15 months after the proposed rule was published.

The proposed rule would establish minimum national official identification and documentation requirements for the traceability of livestock moving interstate. The species covered in the proposed rule include cattle and bison, sheep and goats, swine, horses and other equines, captive cervids (e.g., deer and elk), and poultry. The covered species of animals moved interstate, unless otherwise exempt, would have to be officially identified and accompanied by an interstate certificate of veterinary inspection (ICVI) or other approved movement document.

Animal Disease Traceability is designed to be more flexible and provide the basic tenets of an improved animal disease traceability capability in the United States. September 2010 - Implementation Plan came out and according to the USDA, cattle and bison traceability would be implemented in three stages:

Stage I - Foundation: Upon the effective date of the rule, the requirement for official identification is lowered from the current 24 months to 18 months, which would include dairy, rodeo, and show cattle when moving interstate.

Stage II - Assessment: In step II, an assessment of progress being made through the new disease framework will be conducted. Specific performance indicators for cattle over 18 months of age could include 75 percent of identification moving interstate are officially identified and 75 percent of identification is being collected in accordance with the traceability regulations at federally inspected slaughter plants.

Additionally, studies and surveys will be conducted at critical infrastructure points, including markets of various sizes; to evaluate the implementation of the regulatory requirements of Step I. Information on activities that may need to be adjusted to improve operations relating to the administration of the regulation will be documented.

Step III - Full implementation, will begin approximately 1 year after the performance indicators are achieved. At that time, inclusion of nearly all cattle moving interstate will require official identification through the disease traceability framework. Several exemptions, based on the type of interstate movement, will be maintained.

After the final rule is published, APHIS will begin evaluating States and Tribes. Reference animals would be those animals (1) that require official identification, (2) are moved interstate on or after the date the final rule is published, and (3) are identified with an official identification number issued on or after the effective date of the final rule.

For more information on animal disease traceability, please visit: <http://www.aphis.usda.gov/traceability>

## ***Avian Influenza***

**(High & Low Pathogenic AI Surveillance Programs)**

Dr. Randy L. Wheeler and Jean Saner

**Avian influenza (AI)** continues to be of concern and low and highly pathogenic avian influenza (LPAI/HPAI) are reportable diseases. Iowa is number one in layers (over 60 million), 10<sup>th</sup> nationally in turkey production (over 9 million) and we are 5<sup>th</sup> in turkey processing. 2012 will be the sixth year IDALS has conducted the **High Path H5 & H7 AI Surveillance and Awareness Program** and a **Low Path H5 & H7 AI surveillance and educational outreach** with funding from USDA. This project includes surveillance of small flocks of poultry and birds at exhibitions such as county fairs, the Iowa State Fair and swap meets to aid in early detection of avian influenza in birds. The testing is voluntary and all testing has been negative. The primary focus for this testing has been concentrating on backyard ducks and geese due to the risk of potential exposure to migrating wild waterfowl which can be carriers of H5 and H7 avian influenza. Over 950 ducks and geese were included in the 2011 testing.

Additionally commercial poultry producers are required to conduct surveillance testing for H5 & H7 avian influenza. AI surveillance testing is also performed in conjunction with the **FAST Eggs project (Federal And State Transport of Eggs)** involving IDALS, ISU Center for Food Security and Public Health and the egg industry.

If you would like more information about avian influenza and biosecurity of backyard flocks, please contact our office **515-281-5305**. We can help to provide you with educational materials for your backyard flocks, 4-H & FFA exhibitors.

## ***Chronic Wasting Disease – Update 2012***

*Dee Clausen, Farm Deer Program Coordinator*

### **Update - Iowa's CWD Voluntary Program**

There are 153 cervid herds currently enrolled in Iowa's CWD Program. Of these, 104 herds are whitetail deer, 32 herds are elk, 4 with deer and/elk species, 11 are county conservation boards premises and 2 are park/zoos. These herds have a total of 4,867 cervids that are enrolled in the program, with totals of 1,002 elk, 3,840 whitetail, 3 fallow deer, and 19 mule deer.

### **Iowa Intrastate Movement Requirements for Cervidae**

**66.14(1)** All intrastate movements of Cervidae other than to a state or federally inspected slaughter establishment shall be accompanied by an intrastate movement certificate of veterinary inspection signed by a licensed, accredited veterinarian. Movement of CWD susceptible Cervidae, other than direct movement to slaughter, shall only be allowed from herds that have been enrolled in the Iowa CWD monitoring program and have successfully completed at least one year. (CWD susceptible species include white tail deer, elk, mule deer, red deer and moose)

### **Iowa Import Requirements for Cervidae**

CWD susceptible Cervidae shall only be allowed into Iowa from herds which have satisfactorily completed at least five years in an officially recognized CWD monitoring program. However, Cervidae originating from an area considered to be endemic to chronic wasting disease shall not be allowed entry into Iowa. Cervidae that originate from a herd that has had animal introductions from an area endemic to chronic wasting disease during the preceding five years shall not be allowed entry into Iowa. A permit number must be issued by Iowa's State Veterinarian prior to movement. For further import requirements, refer to CWD Rule **21—65.12(163)** posted on IDALS website, or contact the Department of Agriculture at 515/281-8236.

In 2011, Iowa permitted in from out of state 193 whitetail deer and 43 elk.

**All cervidae leaving Iowa** must meet the state of destinations' entry requirements prior to movement.

### **USDA Tuberculosis Testing (Cervidae)**

All veterinarians must be accredited and cervid species certified by USDA to do TB testing on cervidae. **Please contact the Federal Office if you have any questions regarding TB at 515/284-4140.**

### **Iowa Brucellosis Requirements (Cervidae)**

**Please contact the State Office if you have any questions regarding Brucellosis at 515/281-8236.**

### **CWD Testing**

USDA sent out a memo in September, 2011 that there will no longer be funding available to pay for CWD testing of farmed cervids as of December 31st, 2011. Cervid owners in the Iowa voluntary CWD program will now be charged for routine CWD testing. Accredited Veterinarians will still be pulling samples and sending them to an approved CWD lab. If you would like a listing of labs surrounding Iowa performing CWD testing, please contact Dee Clausen .

The National Veterinary Services Laboratory will still be conducting CWD testing and requests that the obex be submitted in formalin, one medial retropharyngeal lymph node submitted in formalin, and the other medial retropharyngeal lymph node fresh in a whirl pack on ice. It is Iowa's CWD Program requirements for submission of the obex as well as the medial retropharyngeal nodes on all captive elk and deer 16 months and older that have died or been slaughtered. The VS-10-4 form required for laboratory submissions must be completely filled in, showing all forms of identification, mailed with the specimen submission and a copy of the VS 10-4 form faxed to the State Veterinarian's office at 515/281-4282.

### **Contact Information:**

Dee Clausen, Farm Deer Program Coordinator at the Iowa Department of Agriculture & Land Stewardship, Bureau of Animal Industry, 502 E. 9<sup>th</sup> Street, Des Moines, IA 50319, 515/281-8236 or e-mail: [delores.clausen@iowaagriculture.gov](mailto:delores.clausen@iowaagriculture.gov).

The Chronic Wasting Disease Program information can be accessed on the State of Iowa's, Department of Agriculture website: <http://www.iowaagriculture.gov>

## USDA's Veterinary Medicine Loan Repayment Program (VMLRP)

Authorized by the National Veterinary Medical Services Act (NVMSA) the **Veterinary Medicine Loan Repayment Program (VMLRP)** helps qualified veterinarians offset a significant portion of the debt incurred in pursuit of their veterinary medicine degrees in return for their service in certain high-priority veterinary shortage situations. The National Institute of Food and Agriculture (NIFA) carries out NVMSA by entering into educational loan repayment agreements with veterinarians who agree to provide veterinary services in veterinarian shortage situations for a determined period of time.

If you commit to at least three years to providing veterinary services in a designated veterinary shortage area, NIFA may repay up to \$25,000 of your student loan debt per year. Loan repayment benefits are limited to payments of the principal and interest on government and commercial loans you received for the attendance at an accredited college of veterinary medicine resulting in a degree of Doctor of Veterinary Medicine or the equivalent.

This is the third year of the VMLRP program and in each of the years Iowa has been designated as a state to submit seven (7) applications for consideration. In working with the Iowa State University College of Veterinary Medicine and the Iowa Veterinary Medical Association we have determined underserved food animal veterinarian designated counties in the state of Iowa. Each of the designated Iowa counties nominated included the adjacent Iowa counties. According to the NIFA website, application forms to apply will be available on the NIFA website April 16, 2012, and the application process for FY 2012 will close June 15, 2012.

If you know of a veterinarian in a food animal practice who may qualify in one of the designated counties or is eligible please have them contact Dr. David Schmitt at 515-281-8601.



## National Animal Health Emergency Response Corps

### Join the Response

Foreign animal disease outbreaks, Natural and man-made disasters, bring an urgent need for animal health medical professionals to address an event or emergency.

Animal health emergencies can be considered the "worst of times" and can easily overwhelm the resources of a state or local agency. That's when the National Animal Health Emergency Response Corps (NAHERC) is called to action.

At a state's request, NAHERC provides surge and sustainment personnel, and a system of partner resources working together with state and local personnel to provide animal health care and support to communities when every minute counts.

NAHERC personnel are nationally organized private veterinarians, technicians and DVM students trained to conduct work on federally declared operation sites in accordance with the DHS/FEMA Incident Command System (ICS) and the National Response Plan (NRP). NAHERC is a national team which draws on an array of veterinary professionals in various fields that include: small animals, large animal, poultry, aquatic, exotic, epidemiologist and academia. In an animal emergency, disease outbreak, bioterrorism

or natural disaster major disease outbreak NAHERC staff maybe required to perform many duties. These assignments may include conducting surveillance, examining herds or flocks for signs of disease, collecting specimens, Vaccinating animals, conducting post-mortem examinations, euthanizing animals, supervising the disposal of animal carcasses, collecting epidemiological information, inspecting livestock markets, trucks and vehicles, and other duties as assigned.

How are NAHERC personnel compensated?  
NAHERC personnel are paid while serving as intermittent federal employees

Joining NAHERC is a two step process:

1. Apply on USAJOBS for the NAHERC VMO position
2. Send program coordinator a copy of your DVM transcripts

For more information EMAIL: [naherc@aphis.usda.gov](mailto:naherc@aphis.usda.gov)  
Title Block: NAHERC INFO



### IVRRT 2012

Dr. Randy L. Wheeler and Katie Hyde

The **Iowa Veterinary Rapid Response Team (IVRRT)** is a Homeland Security-recognized state specialty response team of over 400 volunteer members. Members are trained to respond to animal emergencies and support the State Veterinarian in production agriculture or companion animal disasters. Volunteers include veterinarians, technicians, emergency management coordinators, industry leaders, producers, animal control personnel, veterinary students, biologists, epidemiologists, animal health students, and academic resources.

IVRRT has cattle-handling equipment, including a mobile high-pressure sprayer, a livestock handling trailer and a deployable small animal emergency trailer complete with supplies & gear to utilize in the event of an animal emergency. IVRRT has also purchased a 40 foot enclosed gooseneck trailer to be used for multiple purposes such as a triage trailer and a mobile Incident Command Center. This trailer is currently in the process of being fitted for these uses and we hope to have it ready for deployment soon.

Our annual IVRRT meeting and 2012 training is scheduled for September 12th at the Gateway Conference Center in Ames, the

day prior to the IVMA annual meeting. The event will be a participatory tabletop animal disease emergency exercise. We will be building on the training that was presented this past September where over 100 members actively participated. The 2011 interactive tabletop exercise divided the group into 4 state areas and they each used their ICS training to work thru a FMD situation relative to their area situation with the aid of a HO-scaled representative tabletop figurines, roads & buildings. These trainings are free to members and offer CE credits.

Information, including membership application, can be viewed on the IDALS website:

<http://www.iowaagriculture.gov/AgSec/IVRRT.asp>



**IDALS  
FIELD STAFF**

**STATE DISTRICT  
VETERINARIANS**

Dr. Gary E. Eiben D.V.M.  
Fax: (563) 856-3009  
Cell: (515) 669-6095  
Gary.Eiben@iowaagriculture.gov

Dr. Tim M. Smith D.V.M.  
Fax: (515) 382-4270  
Cell: (515) 669-6231  
Tim.Smith@iowaagriculture.gov

Dr. Robert E. Welander D.V.M.  
Fax: (319) 385-3919  
Cell: (515) 669-5929  
Robert.Welander@iowaagriculture.gov

Dr. Greg S. Schmitt D.V.M.  
Fax: (515) 541-6033  
Cell: (515) 669-5633  
Greg.Schmitt@iowaagriculture.gov

**STATE LIVESTOCK  
COMPLIANCE  
INVESTIGATOR**

Curt Ferguson  
Cell: (515) 250-5987

Doug Anderson  
Cell: (515) 250-2757

**STATE LIVESTOCK  
INSPECTORS**

Stephanie Black  
Cell: (515) 250-3597

Wayne Grier  
Cell: (515) 250-3013

Kristin Sadler  
Cell: (515) 333-1578

Marc Rue  
Cell: (515) 250-3125

Alissa Caltrider  
Cell: (515) 313-8315

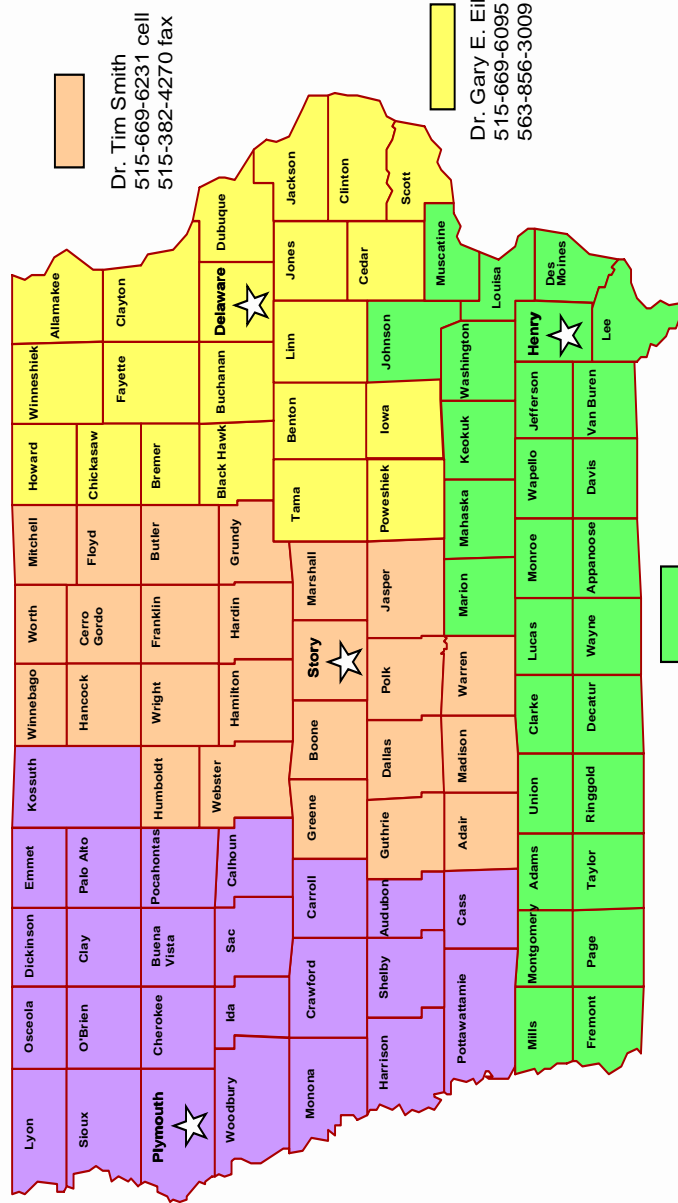
**STATE DISTRICT VETERINARIANS**

**Dr. Dave Schmitt, State Veterinarian**  
**Work: 515-281-8601 Cell: 515-669-3527**

**STATE VETERINARIAN DISTRICTS**

**Dr. Randy Wheeler, Asst. State Veterinarian**  
**515-281-0866 \* 515-240-6632 cell**

**Dr. David Schmitt, State Veterinarian**  
**515-281-8601 \* 515-669-3527 cell**



Dr. Tim Smith  
515-669-6231 cell  
515-382-4270 fax

Dr. Gary E. Eiben  
515-669-6095 cell  
563-856-3009 fax

Dr. Greg S. Schmitt  
515-669-5633 cell  
712-541-6033 fax

Dr. R.E. Welander  
515-669-5929 cell  
319-385-7000 fax

# STATE/FEDERAL COOP DISTRICT VETERINARIANS

**Dr. Dave Schmitt, State Veterinarian**  
**Work: 515-281-8601 or Cell: 515-669-3527**  
**Dr. Kevin Petersburg, USDA AVIC**  
**Work: 515-284-4140 or Cell: 515-669-6043**

**Brucellosis, Tuberculosis, Scrapie, Pseudorabies**

## USDA STAFF

USDA, APHIS  
 VETERINARY SERVICES  
 210 WALNUT STREET, ROOM 891  
 DES MOINES, IOWA 50309  
 (515) 284-4140  
 Fax: (515) 284-4156

Dr. Kevin L. Petersburg  
 Area Veterinarian in Charge  
 Cell: (515) 669-6043

Dr. Lowell A. Anderson  
 Area Epidemiology Officer  
 Cell: (515) 669-5816

Export Inquiries (515) 284-4790

## FEDERAL VETERINARIANS

Dr. Lon D. Evans  
 Fax: (712) 794-0134  
 Cell: (515) 669-6020  
 Lon.D.Evans@aphis.usda.gov

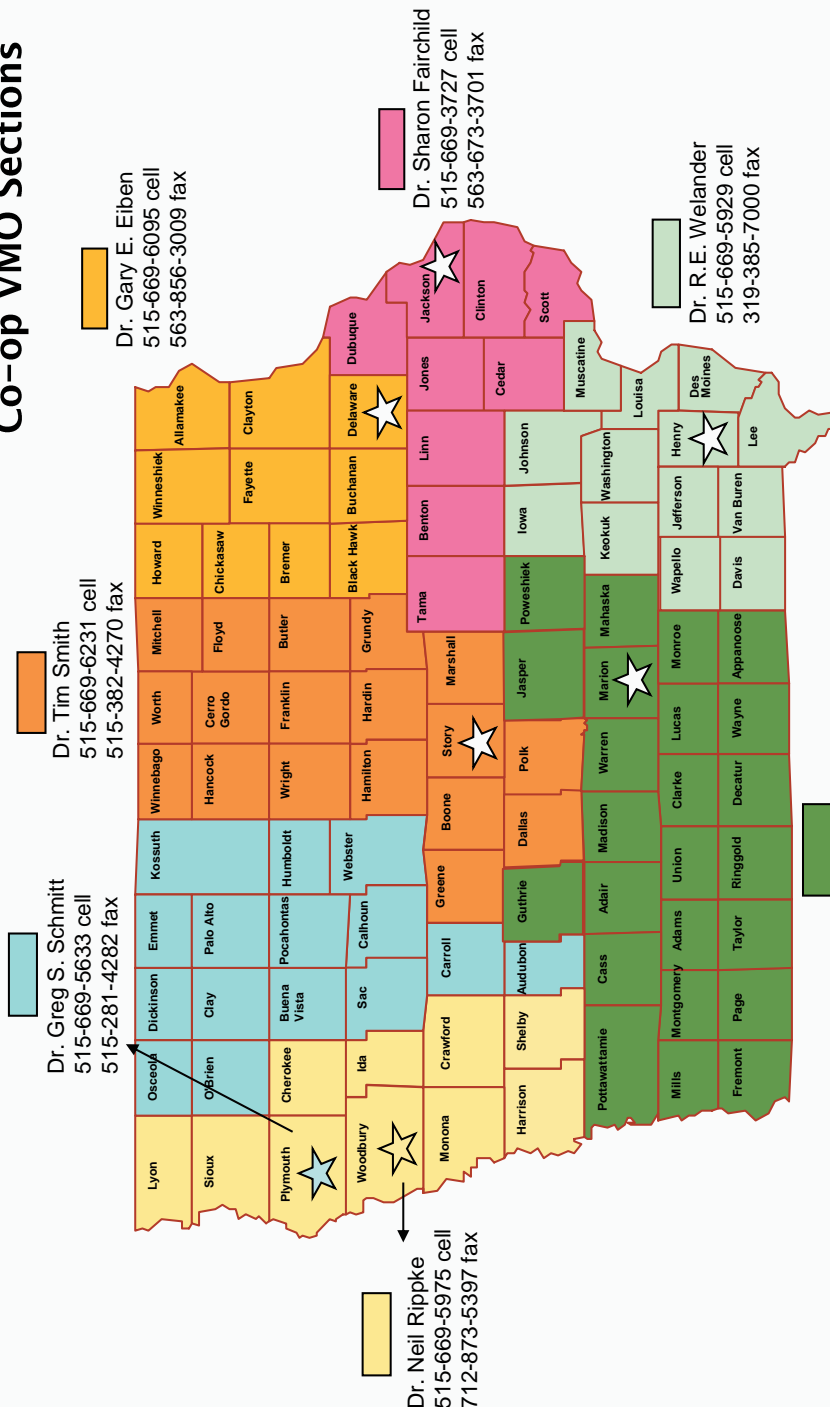
Dr. Sharon K. Fairchild  
 Fax: (563) 673-3701  
 Cell: (515) 669-3727  
 Sharon.K.Fairchild@aphis.usda.gov

Dr. Don J. Otto  
 Fax: (515) 842-6174  
 Cell: (515) 669-5559  
 Donald.J.Otto@aphis.usda.gov

Dr. Neil E. Rippke  
 Fax: (515) 873-5397  
 Cell: (515) 669-5814  
 Neil.E.Rippke@aphis.usda.gov

Dr. Stephen R. Goff  
 Area Emergency Coordinator  
 Fax: (515) 281-4156  
 Cell: (515) 669-8548  
 Stephen.R.Goff@aphis.usda.gov

## Iowa: State/Federal Co-op VMO Sections



## *Pseudorabies (PRV) 2012*

Dr. David D. Schmitt and Ginny Eason

Iowa was granted Stage V status by USDA in 2004, but PRV surveillance continues. In 2011, the fee basis for drawing blood samples for PRV, in regard to the Pseudorabies Control and Eradication Project, will remain at \$5.00. The herd stop fee remains at Iowa was granted Stage V status by USDA in 2004, but PRV surveillance continues. In 2011, the fee basis for drawing blood samples for PRV, in regard to the Pseudorabies Control and Eradication Project, will remain at \$5.00. The herd stop fee remains at \$20 for the accredited veterinarian.

**NEW** Swine Exhibition requirements for 2012 involving PRV became effective January 1, 2012:

### **21—64.34(163) Health requirements for exhibition of livestock, poultry and birds at the state fair, district shows and exhibitions.**

**64.34(1)** General requirements. All animals, poultry and birds intended for any exhibition will be considered under quarantine and not eligible for showing until the owner or agent presents an official Certificate of Veterinary Inspection. The certificate must be issued by an accredited veterinarian within 30 days (14 days for sheep) prior to the date of entry; and must indicate that the veterinarian has inspected the animals, poultry or birds and any nurse stock that accompany them, and that they are apparently free from symptoms of any infectious disease (including warts, ringworm, footrot, draining abscesses and pinkeye) or any communicable disease. Individual Certificates of Veterinary Inspection will not be required in certain classes, if the division superintendent for the exhibition has made prior arrangements with the official fair veterinarian to have all animals and birds inspected on arrival.

**64.34(4)** Swine. All swine must originate from a herd or area not under quarantine and must be individually identified on a Certificate of Veterinary Inspection. Plastic tags issued by 4-H officials may be substituted for an official metal test tag, when an additional identification (ear notch) is also recorded on the test chart and Certificate of Veterinary Inspection. All identification is to be recorded on the pseudorabies test chart and the Certificate of Veterinary Inspection.

a. Brucellosis. All breeding swine six months of age and older must:

- (1) Originate from a brucellosis class "free" state; or
- (2) Originate from a brucellosis validated herd with herd certification number and date of last test listed on the Certificate of Veterinary Inspection; or
- (3) Have a negative brucellosis test conducted within 60 days prior to show and confirmed by a state-federal laboratory.

b. Aujeszky's Disease (pseudorabies)—all swine.

(1) Native Iowa swine. Exhibitors of native Iowa swine that originate from a Stage IV or lower-status county must present a test record and Certificate of Veterinary Inspection that indicate that each swine has had a negative test for pseudorabies within 30 days prior to the show (individual show

regulations may have more restrictive time restrictions), regardless of the status of the herd, and that show individual official identification. Exhibitors of native Iowa swine that originate from a Stage V county must present a Certificate of Veterinary Inspection that lists individual official identification. No pseudorabies testing requirements will be necessary for native Iowa swine that originate from Stage V counties. Electronic identification will not be considered official identification for exhibition purposes.

(2) Swine originating outside Iowa. All exhibitors must present a test record and Certificate of Veterinary Inspection that indicate that each swine has had a negative test for pseudorabies within 30 days prior to the show (individual show regulations may have more restrictive time restrictions), regardless of the status of the herd, and that show individual official identification. Electronic identification will not be considered official identification for exhibition purposes.

### **21—65.1(163) Definitions.**

"Official individual identification" means a unique individual identification that is secure and traceable including, but not limited to, a USDA-approved identification ear tag that conforms to the alphanumeric national uniform ear tagging system; a USDA-approved premises tattoo; a registered purebred tattoo; or identification that conforms to the National Animal Identification System. An owner's private brand or tattoo, even though permanent and registered in the state of origin, is not acceptable official individual identification of an animal for the purpose of entry into Iowa.

1. All Iowa swine exhibitions shall have a veterinarian present for the exhibition.
2. All swine exhibited are required to have individual identification (USDA approved tag or a plastic 4-H tag and ear notch)
3. All swine at exhibition purchased by another individual shall be released with a certificate of veterinary inspection by the exhibition veterinarian. A certificate of veterinary inspection is not required for swine that are moved directly to an approved slaughter establishment after exhibition.
4. All swine from out of state going to an Iowa exhibition are required to have a certificate of veterinary inspection, official identification and a negative pseudorabies test within 30-days of the exhibition.

When completing the serum submission form that is sent to the diagnostic lab at Iowa State University with the sample, please make sure the name of the owner is included on the form. Please include the complete address of where the hogs are located, the sex and age of the hogs and official ID. By providing the information with the submission, this should lessen any telephone calls to your clinic for the information.

## Animal Welfare

Dr. Randy L. Wheeler and Katie Hyde

IDALS requires Commercial Breeders, Commercial Kennels, Pet Shops, Boarding Kennels, Dealers, Public Auctions, Animal Shelters and Pounds to become an Animal Welfare licensed facility. USDA-licensed breeders and research facilities must obtain a permit with the Department.

Iowa Code, Chapter 162 and Administrative Rules, Chapter 67 outline the rules and regulations for these facilities. IDALS maintains a list of all licensed facilities on its website. There is also a list of FAQ's, applications and have recently added a complaint form that are all available on this site.

<http://www.iowaagriculture.gov/animalIndustry/animalWelfare.asp>

### State Licensed Facilities

Commercial Breeders – 272	Commercial Kennels – 730	Pet Shops – 185
Boarding Kennels – 149	Dealers – 32	Public Auctions – 0
Animal Shelters – 109	Pounds – 158	

### USDA, Animal Care Licensed Facilities

Breeder/Dealers – 326	Research Facilities - 19	
-----------------------	--------------------------	--

## *2011 Feral Swine Report*

Dr. David Schmitt and Ginny Eason

During 2011, there were no feral swine destroyed or tested in the state of Iowa. As always please contact your local DNR officer or IDALS if feral swine is sighted or killed. IDALS requires a blood sample to test for pseudorabies and brucellosis and the tonsils to test for Classical Swine Fever.

The USDA Wildlife Services, DNR and IDALS have worked together to prevent and continue surveillance with regard to this matter. It must be noted there are no hunting restrictions in Iowa on feral swine. They may be shot at anytime during the year and the hunter may keep the meat for personal consumption. We only ask individuals to report feral swine sightings or dispatched feral swine to the Iowa DNR or our office.

## *2011 Classical Swine Fever Surveillance*

Dr. David Schmitt and Ginny Eason

The IDALS Animal Industry Bureau received federal funding for Classical Swine Fever (CSF) surveillance testing. Classical Swine Fever is still present in Asia, South and Central America, Mexico, parts of Africa and the Caribbean Islands. The significance of US surveillance testing is to demonstrate to world pork export markets the US is indeed free of this disease and that surveillance testing is ongoing. To meet surveillance goals swine tonsils are being collected from no-value swine mortalities at markets. At this time there have been approximately 1900 tonsils collected over the past three years with negative tests reported.

## ***Johne's Disease Control Program 2012***

Dr. Randy L. Wheeler and Katie Hyde

**The Johne's Control Program** is still available to veterinarians and their producers on a voluntary basis with FREE risk assessments conducted by State District Veterinarians.

Please remember Johne's is an insidious problem in general and POSITIVE fecal tests (culture & PCR) are reported to IDALS by the laboratory. We routinely send out letters to the submitting veterinarian and the owner regarding the protocol on the handling of fecal positive cattle.

Our website at: <http://www.iowaagriculture.gov/animalIndustry/johnesDisease.asp> has outreach and information pertaining to Johne's disease and the Program, including quarterly newsletters related to Beef and to Dairy producers.

Vaccination is considered a good management tool in infected herds but requires approval by the State Veterinarian through a Johne's vaccination agreement.

### **FIVE Things to Remember about Johne's Disease and the Control Program**

- 1) Johne's disease is a REPORTABLE but not quarantineable disease!
  - This means while any positive Johne's test indicates an 'infected herd', a positive individual fecal (PCR or culture) indicates the organism is present and this infected animal can only leave the premise for slaughter only.
  - "Subclinical" animals can shed the Johne's organisms in their manure and possibly thru colostrum, milk and in utero.
- 2) The Johne's Disease Control Program is voluntary and confidential within Iowa statutes.
  - Risk Assessments ('walk-through' bio-risk evaluations) are free from your area state District veterinarian.
- 3) Vaccination can be utilized for control in infected herds with the approval of the State Veterinarian.
  - This management tool has shown great benefit when combined with best management practices.
- 4) Even though youngest animals are most susceptible, older animals can be infected but clinical signs tend to be delayed.
  - Manure is usual means of transmission - one thimbleful from a heavy to 'Super-shedder' can infect a young calf!
  - 'Super-shedders' shed at the rate comparable to 20,000 low shedders and some can be subclinical initially!
- 5) Call or visit our Johne's Control Program website for more information and great links including interesting PowerPoints produced for livestock owners of various species including sheep & goats.
  - Randy 515-281-0866 or 515-240-6632 (cell)
  - Katie 515-281-5863 (Johne's clerk)

## ***Iowa FAST Eggs Project***

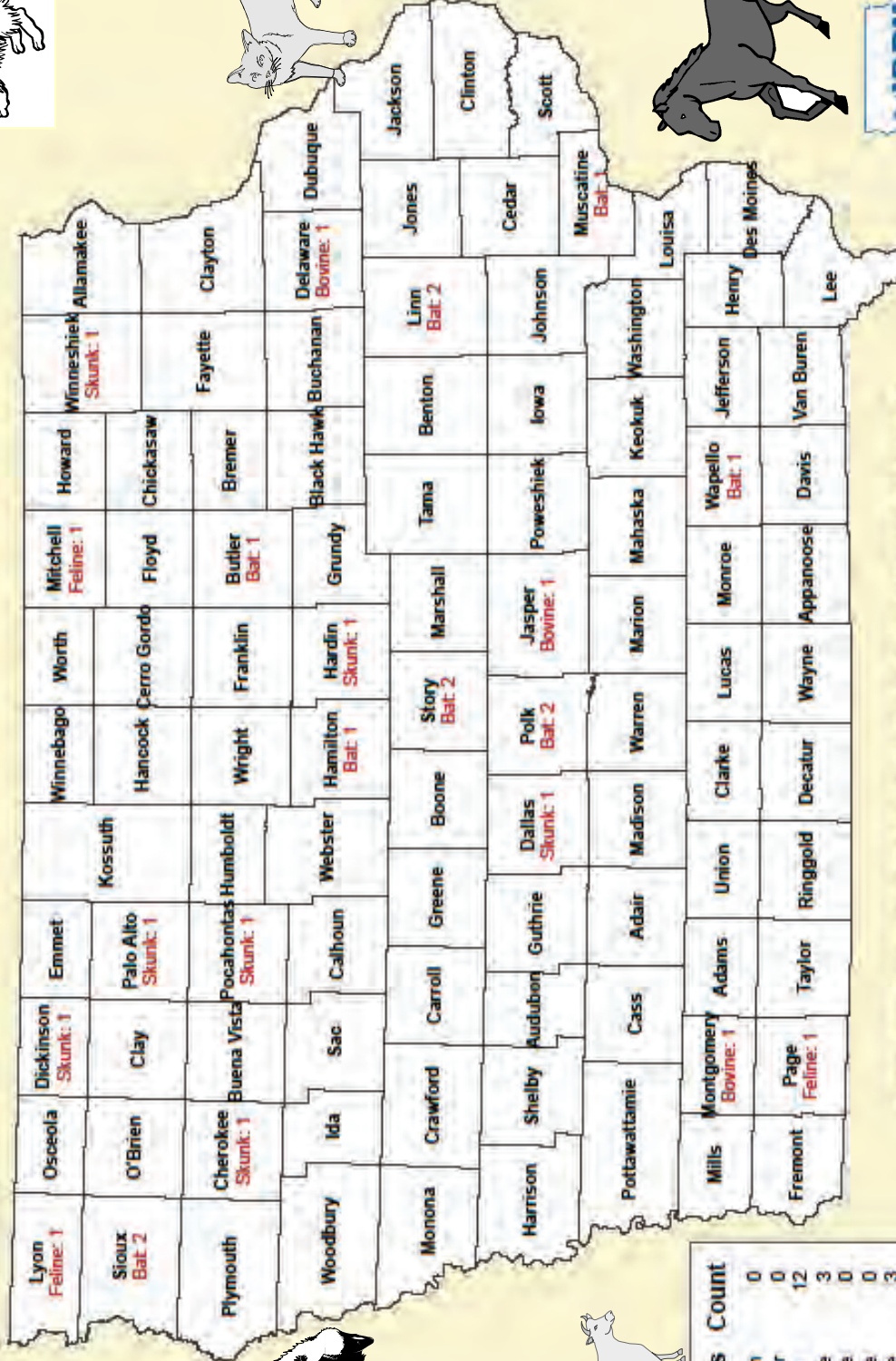
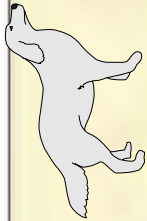
Dr. David Schmitt and Ginny Eason

The Iowa Department of Agriculture and Land Stewardship (IDALS) has been working with the Iowa Egg Industry and the Center for Food Security and Public Health (CFSPH) at Iowa State University (ISU) with the Federal and State Transport Plan (FAST Eggs Plan). The FAST Eggs plan is designed to facilitate movement of eggs and egg products from non-infected commercial table egg premises in a high pathogenicity avian influenza control area. It is a State/Federal/Industry partnership intended to protect poultry health, human health, business continuity, and the nation's egg supply during an outbreak of High Pathogenicity Avian Influenza (HPAI).

Educational materials will benefit the egg industry of Iowa, IDALS and other partners involved in egg production, movement and processing. A FAST Eggs process will help to protect the agricultural economy of Iowa and the food supply. The Iowa FAST Eggs Plan is a pilot project which will serve as a model for the nation's egg industry to demonstrate implementation of a federal and state transport plan for eggs and egg products following an outbreak of HPAI.

Currently there have been 77 facilities audited and 136 employees trained to collect samples for diagnostic testing at the veterinary diagnostic laboratory at Iowa State University.

# 2011 Iowa Rabies Map



Updated: 1/26/2012

Source: Iowa Department of Public Health, Center for Acute Disease Epidemiology

Species	Count
Human	0
Badger	0
Bat	12
Bovine	3
Canine	0
Equine	0
Feline	3
Fox	0
Skunk	7
Squirrel	0
Total	25

## *Tuberculosis Update 2012*

Lon D. Evans, DVM  
USDA-APHIS -Veterinary Services

The bovine tuberculosis eradication program is undergoing an important rule-making change. The proposed change will remove some of the operational details of the program from the Code of Federal Regulations and will place them in a standards document. The Code of Federal Regulations will continue to provide the legal authority for the program; the standards document will be adaptable to changing situations unencumbered by the slow pace of rule-making. Also, with drastically limited indemnity funding available, affected larger herds will be evaluated for a test-and-remove alternative to depopulation where suitable epidemiologically. Herd owners may encounter this option when TB-exposed animals are traced to local herds. A very welcome upcoming change that is soon to be a reality is the approval of ChemBio's StatPak blood test as an official alternative to skin testing in cervidae. The test will require only a single handling of the animal, but it is licensed only for elk and red deer. When licensed for white-tailed deer and reindeer, the intention is to introduce it into official use in those species very soon thereafter.

With respect to the bovine tuberculosis program for cattle and bison, there are at present only two states with statuses that are not Accredited Free. California's status remains Modified Accredited Advanced (MAA), characterized mainly by testing requirements before movements. Michigan continues with 3 statuses (AF,MAA,MA). Last fall, New Mexico and Minnesota each had split statuses (AF/MAA) that were removed. They are now Accredited Free. With respect to the tuberculosis program for cervidae, all states are designated Modified Accredited.

Nevertheless, sporadic detections of TB-affected herds are not slowing down. Nine TB-affected herds were detected nationally during fiscal year 2011—seven beef herds and two dairy herds. The beef herds were in Arizona (1), Colorado (3), Indiana (1), and Michigan (2). The two dairy herds were in California and Colorado. Since last fall, two beef herds were discovered in South Dakota linked to each other epidemiologically. Numerous animals from herds later found to be affected are acquired into Iowa's herds annually. Thirteen animals in eleven separate movements since last November. These were conventional acquisitions, but most of the movements were illegal. All interstate movements of cattle to Iowa farms require a certificate of veterinary inspection.

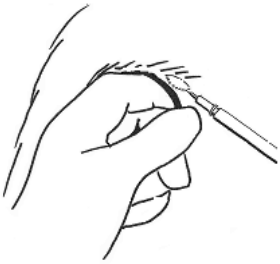
Slaughter surveillance is the most powerful tool for detecting TB. Seven of the eleven newly discovered herds nationally were detected through granuloma submission at slaughter. Four were detected through caudal fold testing. At slaughter, it is a myth that an inspector can always recognize TB merely by the classic gross characteristics of the granuloma—location, distribution, yellow, gritty granules. TB lesions frequently lack any of the classically recognizable characteristics and can resemble any run-of-the-mill abscess, lump, or bump. Slaughter plant inspectors, therefore, are expected to turn in a standard minimum number of granulomas (1/2000 carcasses) for microscopic examination. Iowa's adult cattle are slaughtered almost entirely out of state, and all go to plants that meet the expected benchmark.

With respect to live animal testing, Iowa veterinarians turn in, averaged overall, an uninspiring bare-minimum number of responders. Some have severely low rates of reporting that are being carried by the favorable performances of their colleagues. By now, the expected minimum rate of caudal fold responders reported should be familiar to most. **At least one percent of uninfected animals tested properly ought to develop a response.** And that is on the low side. Typically, the value for normal false positive responses is between 1 and 5 percent over a range of herd types, ages, and geography. Dairy animals are generally in the upper half of that range and beef animals in the lower half. 300 tests without a reported responder is the program bottom-end benchmark for testing veterinarians. The chance of finding no responders in 300 caudal-fold tests with proper testing technique is only 5% given a generous expectation of 1% responders in a negative herd. About a third of states have 80 to 100% of their veterinarians reporting at or above the minimum standard. A little over half of Iowa's accredited veterinarians are reporting responders above the bare minimum level.

(continued on page 17)

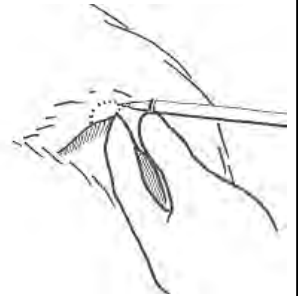


When reading the test, the caudal fold **must** be palpated by running it between thumb and finger. Old criteria of “pea” size were proven dangerously insufficient many years ago. After 72 hours, plenty of truly infected animals have only a very slight firmness at the injection site that is invisible to the naked eye. ALL responses regardless of size are to be reported. State district veterinarians and federal veterinary medical officers are pleased to refresh, evaluate, or demonstrate proper testing technique with any accredited veterinarian.



If and/or when TB comes to Iowa, retaining or restoring the state’s status will depend on the power of our surveillance. Toward that end, it would be beneficial for all accredited veterinarians to take a hard look at their testing technique. That needle needs to go within the skin, not under it. There needs to be a strong visible standing bleb when injected correctly. The tuberculin must never have been frozen and be less than 2 weeks since the vial’s diaphragm was first punctured. When reading the test, the caudal fold **must** be palpated by running it between thumb and finger. Old criteria of “pea” size were proven dangerously

insufficient many years ago. After 72 hours, plenty of truly infected animals have only a very slight firmness at the injection site that is invisible to the naked eye. ALL responses regardless of size are to be reported. State district veterinarians and federal veterinary medical officers are pleased to refresh, evaluate, or demonstrate proper testing technique with any accredited veterinarian.



## ***GlobalVetLink***

Electronic Health Documents Aide in  
Improving Paperwork Efficiency for Veterinarians

Many practices today are implementing electronic systems for creating health documents such as OCVIs (health certificates) and EIA (Coggins) certificates to increase efficiency and minimize the burden of paperwork on office staff. The Iowa Department of Agriculture encourages veterinarians to consider going electronic through GlobalVetLINK (GVL®), the nation's leader in electronic animal health documentation. Health documents generated through GVL's secure, online system are approved to move animals into all 50 states and 3 US territories, on a standardized certificate.

Electronic documentation increases efficiency of veterinary paperwork. Documents are electronically available, in real-time, to state animal health authorities of both the state of origin and destination for health certificates and the state of origin for EIA certificates. Not only do animal health authorities receive certificates in real-time, but the option to make them available through MyVetLINK.com, a secure, online site to the animal owner is also possible. This real-time availability drastically improves the speed of animal trace-back and certificate distribution.

The GVL system is internet based, so there is no software to download and can be accessed from any computer with an internet connection. An important feature of the GVL system is that owner and animal information only needs to be entered once, and may be used over and over again.

Through the use of digital photos and accommodating multiple id types, animal identification is greatly improved over traditional hand-written certificates. The digital photo feature is easy to use, as pictures are stored in the database. Multiple id types can be included on a certificate, including electronic ids.

In addition to EIA and health certificates, veterinarians in Iowa can take advantage of GVL’s electronic veterinary feed directives (eVFDs), electronic prescription certificates (eVRx) and Iowa preconditioned calf certificates.

### **About GlobalVetLINK (GVL®)**

**GlobalVetLINK** was founded in 2001 and is the nation's leader in electronic animal health records, providing intuitive online certification solutions that enable animal health practitioners to quickly and accurately create professional health records. Animal health practitioners and their clients can manage their records at any time and from anywhere with Internet access. The GlobalVetLINK system uniquely connects veterinarians, animal owners, animal diagnostic laboratories, industry partners, and government officials to improve overall animal wellness and safety. GVL’s services their business in all aspects including saving money and time.

For more information on GlobalVetLINK products and services, call 515-296-0860 or visit their website at [www.GlobalVetLINK.com](http://www.GlobalVetLINK.com).

## ***Certificates of Veterinary Inspection (CVI's) aka "Health Certificates"***

Dr. Gregory S. Schmitt

Certificates of Veterinary inspection (CVI's) are also commonly known as "Health Certificates". Certificate of Veterinary Inspection is a more accurate term as there is no guarantee of health but rather a record of veterinary inspection.

In Iowa, CVI's are needed for all changes of ownership of livestock unless the animals are moving to an approved slaughter establishment or an approved livestock market. The most common CVI's are Intrastate (for animal movement w/in the state of Iowa) and Interstate (for animal movement from Iowa to another state). In Iowa, Intrastate movements can be recorded on a Form M or Form O but Interstate movements can only be recorded on a Form O. There are also International CVI's which are used for animal movement from the U.S. to another country. In this case the veterinarian involved would need to contact the Federal Office (515-284-4140) in Des Moines for information. Small animal CVI's are used for pet movement or change of ownership

### **CVI's- What are they and what is their purpose? A CVI is a:**

- 1) Legal document issued by licensed, accredited veterinarians stating that the animal(s) have been inspected by him/her and are apparently free of contagious or communicable diseases on the date of inspection. As CVI's are legal documents, it is a violation for anyone other than the issuing veterinarian to make any changes to the CVI. It is also a violation for a veterinarian to record information on a CVI that is not true.
- 2) Tracing document used by health officials in case of disease to confirm where and when animals listed on the CVI have been moved and also to be able to trace animals back to their origin. The consignor (place of origin) and the consignee (destination) of the animals are to be recorded on the CVI along with their respective 911 addresses. 911 addresses are very important in the case of a disease outbreak as the goal of animal health officials are to be able to trace animals within 48 hours.
- 3) Identification document used to establish identity of animals in a shipment. The issuing veterinarian records the official ID of the animals on the CVI. Official ID may be different for different species of animals and different states. If the issuing veterinarian is unsure of the official ID required they should call the state of destination for confirmation. The CVI should also have the species, breed, sex, age, description and any other ID present on each of the animals. This would include farm ID tags, registration and Brucellosis tattoos, brands, etc.
- 4) Like a train ticket. CVI's are meant for the documentation of one movement of the animals listed. Although most CVI's are valid for 30 days after being issued they aren't to be used for multiple movements in those 30 days. For example, a CVI made out for a group of show calves going to an exhibition cannot be used for those animals going to multiple exhibitions even if the exhibitions are within the 30 day time frame. The CVI is like a train ticket. **A CVI is good for one movement to one destination.** Therefore, in the case of show calves a separate CVI would be needed for each exhibition.

### **Veterinarian's responsibilities when issuing CVI's:**

- 1) Call the state of destination of the animals (if it is Intrastate and the veterinarian doesn't know the regulations; he/she should call the State Veterinarian's office in Des Moines) to see what the requirements are for moving animals to that state. There may be specific testing required before movement or statements that need to be recorded on the CVI. Many states require a permit before the animals are moved into the state. It is the issuing veterinarian's responsibility to ensure that all requirements are met for the movement of animals.
- 2) Inspect the animals to insure they are in good health

(continued on page 19)

## ***Certificates of Veterinary Inspection (CVI's) aka "Health Certificates"***

Dr. Gregory S. Schmitt

- 3) Accurately record all needed info on the CVI. i.e.; name and 911 addresses of the consignor and consignee, official ID, descriptions of animals, issuing veterinarian's name, address, and best phone number.
- 4) Sign and date the CVI. If your staff helps you fill out the CVI make sure you review it before you sign it. Remember you are responsible for the information on the CVI.
- 5) Distribute copies of the CVI. The original of both Form M and Form O goes with the animals, the middle page(s) goes to the State Veterinarians office in Des Moines and the last page is retained by the issuing veterinarian for his/her records.

**Animal owner's responsibility:** It is the responsibility of both consignor and the consignee to make sure that a CVI is issued and received.

**Electronic CVI's:** Many veterinarians (especially equine and swine) have taken advantage of using electronic CVI's for the animal movement they are involved with. The advantages are that they are paperless, searchable, and instant. Electronic CVI's can be accessed through Global Vet Link or VSPPS.

**Iowa State Fair CVI's:** Regulations for the animals brought to the 2012 Iowa State Fair are included in this newsletter. Please read them over carefully as some of the requirements have changed in the last year. Each year, the staff of the Iowa Department of Agriculture and Land Stewardship (IDALS) examines hundreds of CVI's that accompany animals that are being exhibited at the Iowa State Fair. Each year there are some CVI's that are not allowed because they are improperly filled out. In that case, the owner has to pay the State Fair attending veterinarians (from ISU) to examine the animal(s) and write another CVI. This causes discomfort for everyone. Please do your best to issue a valid CVI. Common problems of CVI's for the State Fair are: 1) Legibility 2) not recording official ID 3) no signature of the veterinarian 4) no date of inspection and/or date veterinarian issued CVI 5) inspection of animals too long before movement to the fair 6) No address or incorrect address for the Iowa State Fair 7) One CVI used for multiple shows/exhibitions.

If you have questions, please contact the State Veterinarian's office or one of the state's district veterinarians.

## **Veterinary Services Process Streamlining (VSPPS)**

Dr. Jamie Snow, MPH, USDA, APHIS, VS, OICC

United States Department of Agriculture's (USDA), Veterinary Services Process Streamlining (VSPPS) Interstate Module that allows an accredited veterinarian to create on-line certificates of veterinary inspection (CVI) will be greatly enhanced this summer. Some of the enhanced features include animal upload capabilities allowing an excel spreadsheet or CSV file to be uploaded with multiple animal identifiers and an off-line capability that will allow a CVI template to be downloaded, filled in off-line and then uploaded to the system. A user will also be able to create and save a number of CVI templates and certificate statements to be stored to their account and re-used.

Creating CVIs in VSPPS is free for all users; more information about VSPPS can be found at:  
<https://vspps.aphis.usda.gov/vspps/>

## 2012 Exhibition Regulations

Included with this Newsletter are the 2012 Iowa exhibition regulations. Please keep these on hand to use when preparing health certificates for the State Fair. Please do yourself, our profession, the exhibitors, and the regulatory personnel a favor — do not issue a health certificate if the animal does not meet all the requirements. Exhibiting livestock is a high-risk activity with respect to possible disease transmission.

### DISEASE STATUS

**Cattle Brucellosis:** All states have Brucellosis Free status.

**Swine Brucellosis:** All states have Swine Brucellosis Free Status.

**Cattle Tuberculosis:** Michigan has split state statuses. California is classified as Modified Accredited Advanced. The rest of the country is classified as tuberculosis Free state status.

**Michigan** has split statuses:

Free status in Upper Peninsula of MI

Modified Accredited in 4 counties (**Montmorency, Alpena, Oscoda, and Alcona**)

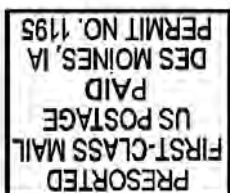
Modified Accredited Advanced in 7 counties (**Emmet, Cheboygan, Presque Isle, Charlevoix, Antrim, Otsego, and Crawford**)

**California:** Modified Accredited Advanced

**Pseudorabies:** The entire country is Stage V.

**In This Issue...**

2012 Exhibition Regulations, CWD Update, Rabies Map, Feral Swine, Johne's, and more.



Iowa Department of Agriculture &  
Land Stewardship  
Animal Industry Bureau  
Wallace Building  
Des Moines, IA 50319

