



Animal Industry News

Volume 16 Issue 1

2015

From Secretary of Agriculture Bill Northey...

Animal agriculture continues to be a driving force in our state's economy and I want to thank each of you for all your efforts to support and protect our state's animals and farmers. Certainly challenges continue to confront our state's livestock farmers, but your hard work helps make sure Iowa remains a great place to raise livestock.

The PED virus continues to challenge our pork farmers, but as we better understand the virus and farmers continue to improve their biosecurity practices we are making progress. Thanks for your help in working with farmers as they have responded to this very damaging disease.

There continue to be many other issues facing animal agriculture in our state, but we are all fortunate to work in a great industry with great people who are focused on providing the best possible care for their animals. I hope you will make an effort to visit with me as I am out visiting each of Iowa's 99 counties again this year and let me know things we need to be working on.

Thanks again for all you do and I look forward to continuing to work with you to promote animal health across the state again this year.

Bill Northey

Bill Northey
Secretary of Agriculture

Michael Naig
Deputy Secretary of
Agriculture

Steve Moline
Food Safety & Animal Health
Division Director

David D. Schmitt,
D.V.M.
State Veterinarian

Jeff J. Kaisand,
D.V.M.
Assistant State Veterinarian

Web Site:
[www.iowaagriculture.gov/
animalindustry.asp](http://www.iowaagriculture.gov/animalindustry.asp)



Table of Contents

◆ Ways to Contact Us	
◆ Iowa Board of Veterinary Medicine	2
◆ State Veterinarian Directory	3
◆ National Scrapie Eradication Program	4
◆ Iowa Board of Veterinary Medicine <i>continued</i>	
◆ USDA's Veterinary Medicine Loan Repayment Program	5
◆ Animal Disease Traceability Update	6-7
◆ Premises Identification Number (PIN) Tags	
◆ Porcine Epidemic Diarrhea Virus	8
◆ Porcine Epidemic Diarrhea Virus <i>continued</i>	9
◆ Trichomoniasis	10
◆ Trichomoniasis <i>continued</i>	
◆ Iowa FAST Eggs Project	11
◆ Animal Welfare	
◆ "Top Ten Reasons" Certificates of Veterinary Inspection are not accepted at the Iowa State Fair	12
◆ Chronic Wasting Disease Herd Certification Program	13
◆ <i>State Veterinarian District Map</i>	
◆ <i>State Livestock Inspector District Map</i>	14
◆ <i>State/Federal Coop District Map</i>	
◆ Avian Influenza	15
◆ Johne's Herd Testing and Culturing	16
◆ <i>2014 Rabies Map</i>	17
◆ <i>Guidance for Feed-use Antibiotics</i>	18
◆ <i>Guidance for Feed-use Antibiotics continued</i>	
◆ <i>2014 Classical Swine Fever</i>	19
◆ <i>Highly Pathogenic Avian Influenza Confirmed in US</i>	20
◆ <i>2015 Exhibition Regulations</i>	21

Iowa Board of Veterinary Medicine

Board Members:	Janet Sears, D.V.M. (Chair) Oelwein Veterinary Clinic 2221 S. Frederick Ave. Oelwein, IA 50662 319-283-1158
Ann Werner 1563 210th Ave. Diagonal, IA 50845 641/464-3693	Curtis Youngs, PhD Iowa State University 2356B Kildee Hall Ames, IA 50011 515-294-5541
DeWayne G. Rahe, D.V.M. Tri-Vet., Inc. 210 Beltline Road Dyersville, Iowa 52040 563/870-3125	Keith Leonard, D.V.M. 1108 Roosevelt Drive Atlantic, IA 50022 712/243-2544

Licensure and Registration:

There are **2,654** veterinarians licensed in Iowa with an expiration date of **June 30, 2017**. There are **383** veterinary technicians registered in Iowa with an expiration date of **December 31, 2017**.

Examinations Dates:

North American Veterinary Licensing Exam (NAVLE). Registration for the examination is on-line with the National Board of Veterinary Medical Examiners (www.nbvme.org). Please check the dates for the testing windows on their website.

Veterinary Technician State Examination is given once per year. The state examination will be held **June 1, 2015**. The exam will consist of jurisprudence questions that cover Iowa Codes of Law Chapter 169, 351, 717 and 717B in addition to Iowa Administrative Rules Chapter 811. Additional information will be forwarded to the veterinary technician programs in Iowa of the registration and examination date.

Veterinary Technician National Examination registration is on-line through the American Association of Veterinary State Boards (www.aavsb.org). Please check the dates for the testing windows on their website.

Veterinary Technician AVMA Accredited Programs:

Des Moines Area Community College, Ankeny, Iowa (full accreditation)
Iowa Lakes Community College, Emmetsburg, Iowa (initial accreditation)
Iowa Western Community College, Council Bluffs, Iowa (full accreditation)
Kirkwood Community College, Cedar Rapids, Iowa (full accreditation)
Muscatine Community College, Muscatine, Iowa (initial accreditation)
Northeast Iowa Community College, Calmar, Iowa (initial accreditation)

Iowa Code of Law Chapter 169:**169.8 Qualifications.**

2 b. When any person licensed to practice under this chapter changes residence, the board shall be notified within thirty days and such change shall be noted in the registry book.

3. Every individual licensed under this chapter shall keep the license displayed in the place at which an office is maintained.

Administrative Rules:

The Board Members continue to work on the Administrative Rules 811, Chapter 12 Standards of Practice.

Ways To Contact Us:

Secretary of Agriculture
Bill Northey
515.281.5322

Deputy Secretary
Michael Naig
515.281.5322

Food Safety & Animal Health
Division Director
Steve Moline
515.281.8610

State Veterinarian
David D. Schmitt, D.V.M.
david.schmitt@iowaagriculture.gov
515.281.8601

Assistant State Veterinarian
Jeff J. Kaisand, D.V.M.
jeff.kaisand@iowaagriculture.gov
515.281.0866

Administrative Assistant
to State Veterinarian
Katie Hyde
515.281.5305

Administrative Assistant
to Assistant State Veterinarian
Margie Salazar
515.281.6358

Iowa Board of Veterinary Medicine
Ginny Eason
515.281.8617

Farm Deer Program/Premise ID
Coordinator
Dee Clausen
515.281.8236 or
888.778.7675

Permits and Import Questions/
Brucellosis/Calfhood Vaccination
Karla Crawford
515.281.5547

Ren Davenport
Health Certificate Clerk
515.725.2013

Horse and Dog Program
Deanna Poe
515.281.4103

Brand Recorder
Sheryl Goddard
515.281.3545

Supplies/General Information
515.281.5305

Animal Industry Fax
515.281.4282

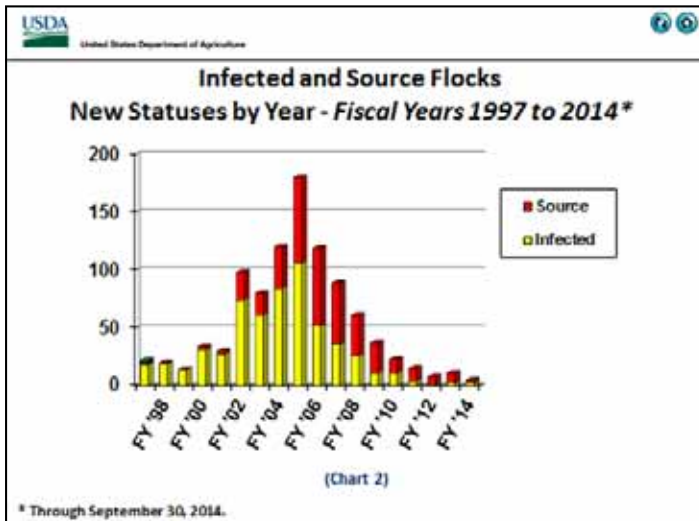
(Continued on page 5)

<u>STATE</u>	<u>STATE VETERINARIAN</u>	<u>OFFICE PHONE</u>	<u>PERMIT PHONE</u>
ALABAMA	Dr. Tony Frazier	(334) 240-7255	(334) 240-7255
ALASKA	Dr. Robert Gerlach	(907) 375-8215	(907) 375-8215
ARIZONA	Dr. Perry Durham	(602) 542-4293	(602) 542-4293
ARKANSAS	Dr. George Badley	(501) 907-2400	(501) 907-2400
CALIFORNIA	Dr. Annette Jones	(916) 900-5000	(916) 900-5002
COLORADO	Dr. Keith Roehr	(303) 869-9130	(303) 869-9130
CONNECTICUT	Dr. Mary Jane Lis	(860) 713-2505	(860) 713-2504
DELAWARE	Dr. Heather Hirst	(302) 698-4500	(302) 698-4500
DIST OF COLUMBIA	Dr. Vito DelVento	(202) 724-8813	(202) 724-8813
FLORIDA	Dr. Michael Short	(850) 410-0900	(850) 410-0900
GEORGIA	Dr. Robert Cobb	(404) 656-3671	(404) 656-3671
HAWAII	Dr. James M. Foppoli	(808) 483-7100	(808) 483-7100
IDAHO	Dr. William Barton	(208) 332-8540	(208) 332-8540
ILLINOIS	Dr. Mark Ernst	(217) 782-4944	(217) 782-4944
INDIANA	Dr. Bret D. Marsh	(317) 544-2400	(317) 544-2400
IOWA	Dr. David D. Schmitt	(515) 281-5305	(515) 281-5547
KANSAS	Dr. Bill Brown	(785) 564-6601	(785) 564-6616
KENTUCKY	Dr. Robert Stout	(502) 573-0282	(502) 573-0282
LOUISIANA	Dr. Brent Robbins	(225) 925-3962	(225) 925-3962
MAINE	Dr. Michele Walsh	(207) 287-7615	(207) 287-7615
MARYLAND	Dr. N. Jo Chapman	(410) 841-5810	(410) 841-5810
MASSACHUSETTS	Dr. Lorraine O'Connor	(617) 626-1795	(617) 626-1795
MICHIGAN	Dr. James Averill	(800) 292-3939	(800) 292-3939
MINNESOTA	Dr. Bill Hartmann	(651) 296-2942	(651) 296-2942
MISSISSIPPI	Dr. James A Watson	(601) 359-1170	(601) 359-1170
MISSOURI	Dr. Linda Hickman	(573)-751-3377	(573) 751-3377
MONTANA	Dr. Martin Zaluski	(406) 444-2043	(406) 444-2043
NEBRASKA	Dr. Dennis A. Hughes	(402) 471-2351	(402) 471-2351
NEVADA	Dr. Michael Greenlee	(775) 353-3755	(775) 353-3718
NEW HAMPSHIRE	Dr. Stephen K. Crawford	(603) 271-2404	(603) 271-2404
NEW JERSEY	Dr. Manoel Tamassia	(609) 671-6400	(609) 292-6400
NEW MEXICO	Dr. Ellen Mary Wilson	(505) 841-6161	(505) 841-6161
NEW YORK	Dr. David Smith	(518) 457-3502	(518) 457-3502
NORTH CAROLINA	Dr. R. Douglas Meckes	(919) 733-7601	(919) 733-7601
NORTH DAKOTA	Dr. Susan Keller	(701) 328-2657	(701) 328-2657
OHIO	Dr. Tony M. Forshey	(614) 728-6220	(614) 728-6220
OKLAHOMA	Dr. Rod Hall	(405) 522-6141	(405) 522-6141
OREGON	Dr. Brad LeaMaster	(503) 986-4680	(503) 986-4680
PENNSYLVANIA	Dr. Craig Shultz	(717) 772-2852	(717) 772-2852
PUERTO RICO	Dr. D. Morales or E. Irizarry	(787) 796-1650	(787) 796-1650
RHODE ISLAND	Dr. Scott Marshall	(401) 222-2781	(401) 222-2781
SOUTH CAROLINA	Dr. Boyd Parr	(803) 788-2260	(803) 788-2260
SOUTH DAKOTA	Dr. Dustin Oedekoven	(605) 773-3321	(605) 773-3321
TENNESSEE	Dr. Charles Hatcher	(615) 837-5120	(615) 837-5120
TEXAS	Dr. Dee Ellis	(512) 719-0704	(512) 719-0777
UTAH	Dr. Warren Hess	(801) 538-7161	(801) 538-7164
VERMONT	Dr. Kristin Haas	(802) 828-2426	(802) 828-2426
VIRGIN ISLANDS	Dr. Bethany Bradford	(340) 778-0998 xtn 241	(340) 778-0998
VIRGINIA	Dr. Richard Wilkes	(804) 692-0601	(804) 692-0601
WASHINGTON	Dr. Joe B. Baker	(360) 902-1878	(360) 902-1878
WEST VIRGINIA	Dr. Jewell Plumley	(304) 538-2397	(304) 558-2214
WISCONSIN	Dr. Paul McGraw	(608) 224-4872	(608) 224-4874
WYOMING	Dr. Jim Logan	(307) 857-4140	(307) 777-7515
CANADA	Dr. Brian Evans (director)	(613) 773-2342	

National Scrapie Eradication Program (NSEP) - 2015

Dr. Gregory S. Schmitt

As can be seen in the graph below, the effort to eradicate Scrapie from the United States has seen steady progress since the NSEP started in 2001. In fiscal year 2014 (10/1/13 to 9/30/14), there were only 6 new source or infected flocks found in the entire United States. Unfortunately, 3 of those were identified in Iowa in the fall of 2013. These 3 flocks, as well as another Iowa Scrapie infected flock identified in summer 2013, became infected when the owners purchased ewes from a Scrapie infected source flock in Iowa. All 4 of these flocks and the source flock have been cleaned up through genetic based flock clean-up plans.



These Iowa cases show the importance of making sure that when buying replacement breeding stock, producers buy only ewes that have Scrapie resistant genotypes (RR or QR). Also exclusive use of RR rams for breeding can “Scrapie- Proof” flocks as none of the lambs from an RR ram will have the QQ genotype (Scrapie susceptible genotype). You, as Accredited veterinarians, can submit samples from sheep to ascertain their official genotype and Scrapie susceptibility or resistance. It is fortunate in sheep that there is genetic resistance but producers need to take advantage of that and use it to protect their flocks.

The owner of the source flock mentioned above also had goats associated with the sheep flock. In January 2014, the goat herd was found to be infected with Scrapie. Unfortunately, goats have no known genetic resistance to Scrapie and the whole herd of goats had to be depopulated. Part of these goats were taken to the National Animal Disease Center in Ames, Iowa for ongoing research in hopes of better detection methods and the possibility of genetic resistance in goats may be found.

This emphasizes the risk in keeping sheep and goats commingled on the same premise. If a flock/herd containing sheep and goats is found to be infected with Scrapie, the sheep can be genotyped to determine resistance and only the QQ sheep would have to be depopulated. As mentioned above, goats have no known genetic resistance and ALL the goats in the herd would have to be depopulated if commingled with sheep. Please inform producers with sheep and goats, to keep them completely separate (separate farms is best) and don't share equipment, lambing/kidding areas, housing, etc. between the sheep and goats. Also if producers have both sheep and goats, encourage them to have their sheep genotyped. If they have only RR and QR ewes and use only an RR ram to breed, there is much less chance of the sheep being infected with Scrapie and spreading it to their goats.

Please remind your clients about using the genetic resistance of sheep to Scrapie to their advantage. Talk to them about the benefits of using RR rams and being careful to know the genotype of sheep coming into their flock. Also remind them that it is their responsibility as the sheep or goat owner to apply Scrapie ID to all sexually intact sheep and sexually intact goats that are registered, used for exhibition, or raised with sheep when they leave their farms and keep records of names and addresses where animals were sold, date of sale, description of animals, and their Scrapie ID for at least 5 years. All sheep and goat movements to other producers require Certificates of Veterinary Inspection to be issued by an accredited veterinarian.

[FREE Scrapie tags can be ordered from Lisa @ 1-866-USDA-TAG \(1-866-873-2824\).](#)

As the US enters the last years of the Scrapie eradication effort we all need to be vigilant about Scrapie. If you see sheep or goats that have clinical signs that may be suspicious of Scrapie, contact your nearest Federal or State District Veterinarian. We will be depending more and more on our private, practicing veterinarians to find the last remaining cases of Scrapie and also to provide information to their clients. If you would be interested in educating producers about Scrapie, contact one of the veterinarians below. We may be able to provide speakers or educational materials.

For more information on Scrapie, contact Dr. Sharon Fairchild (515-669-3727) or Dr. Greg Schmitt (515-669-5633).

Disciplinary Action Taken by a Licensing Authority of another State, Territory, or Country

Please notify the Board office within 30 days of the final action of disciplinary action taken by a licensing authority in another state, territory, or country. Listed below for your reference and information is the specific code and rule.

Iowa Code of Law Chapter 169.13(4) states having the person's license to practice veterinary medicine revoked or suspended, or having other disciplinary action taken by a licensing authority of another state, territory, or country. A certified copy of the record or order of suspension, revocation, or disciplinary action is conclusive or prima facie evidence.

The Iowa Administrative Rules Chapter 811, 10.6(11) "failure to report a license, certificate, permit, or other credential revocation, suspension or other disciplinary action taken by a licensing or regulating authority of another state, territory or country within 30 days of the final action by such licensing or regulating authority. A stay by an appellate court shall not negate this requirement; however, if such disciplinary action is overturned or reversed by a court of last resort, such report shall be expunged from the records of the Board.

USDA's Veterinary Medicine Loan Repayment Program (VMLRP)

Dr. David D. Schmitt

Authorized by the National Veterinary Medical Services Act (NVMSA) the **Veterinary Medicine Loan Repayment Program (VMLRP)** helps qualified veterinarians offset a significant portion of the debt incurred in pursuit of their veterinary medicine degrees in return for their service in certain high-priority veterinary shortage situations. The National Institute of Food and Agriculture (NIFA) carries out NVMSA by entering into educational loan repayment agreements with veterinarians who agree to provide veterinary services in veterinarian shortage situations for a determined period of time.

If you commit to at least three years to providing veterinary services in a designated veterinary shortage area, NIFA may repay up to \$25,000 of your student loan debt per year. Loan repayment benefits are limited to payments of the principal and interest on government and commercial loans you received for the attendance at an accredited college of veterinary medicine resulting in a degree of Doctor of Veterinary Medicine or the equivalent.

This is the sixth year of the VMLRP program and in each of the years Iowa has been designated as a state to submit seven (7) applications for consideration and in the past three years there have been 23 Iowa veterinarians who have been successful in receiving NIFA grants. In working with the Iowa State University College of Veterinary Medicine and the Iowa Veterinary Medical Association we have determined underserved food animal veterinarian or public service designated counties in the state of Iowa. Each of the Iowa nominations names a specific Iowa county and includes the adjacent counties. According to the NIFA website, application forms to apply will be available on the NIFA website April 2015.

The 2015 Iowa designated counties (including adjacent counties) nomination forms have been submitted for review and approval by NIFA. The 2015 counties for Iowa selected include Bremer, Clarke, Jones, O'Brien, Shelby, Tama and their adjacent counties and a public practice nomination for Story county. After the USDA NIFA committee reviews the nominations, the approved counties will be posted on the NIFA website. If you know of a veterinarian in a food animal practice who may qualify in one of the designated counties or adjacent counties who is eligible please have them contact Dr. David Schmitt at 515-281-8601.

For more information about the VMLRP please check out the following website:

http://www.nifa.usda.gov/nea/animals/in_focus/an_health_if_vmlrp_applicants.html

Animal Disease Traceability Update

Dee Clausen

Iowa Department of Agriculture and Land Stewardship (IDALS) continue our efforts to work with the Animal Agriculture Industries on the requirements of the Animal Disease Traceability rule that became effective on March 11, 2013.

In March 2014, in a letter to stakeholders (<http://content.govdelivery.com/accounts/USDAAPHIS/bulletins/a8d72b>), from Kevin Shea, who is administrator of the USDA's Animal and Plant Health Inspection Service (APHIS) announced new steps toward full implementation of the federal Animal Disease Traceability (ADT) system. The steps include exercising and testing the system, further educating producers and others about ADT requirements and, eventually, initiating enforcement actions for non-compliance.

USDA doesn't intend to take a heavy-handed approach to enforcing the rule. "But they are going to pursue penalties in situations where an individual is repeatedly failing to comply with ADT requirements, despite receiving education and opportunities to come into compliance."

The ADT program is intended to provide traceability of animals to their farms of origin in case of a disease outbreak, while offering individual states the flexibility in how they manage their systems to meet program standards.

The new rule in the United States Code of Federal Regulations (CFR) 9CFR 86, states that any State, Tribe, Accredited Veterinarian, or other person or entity who distributes official identification devices must maintain for 5 years a record of the names and addresses of anyone to whom the devices were distributed.

This recordkeeping system must be designed so you can report the specific address at which official tags were used in animals. It is recommended that this recordkeeping system be designed to allow veterinarians to rapidly trace tags following a request from the USDA Veterinary Services Assistant District Director or the State Veterinarian in Iowa.

Official identification eartags are accountable property of the USDA and their use is addressed in the *Standards of Accredited Veterinarian Duties* found in 9CFR 161.4(j) which states: an accredited veterinarian shall be responsible for the security and proper use of all official certificates, forms, records and reports; tags, bands, or other identification devices; and approved digital signature capabilities used in his or her work as an accredited veterinarian and shall take reasonable care to prevent the misuse thereof.

Animal disease traceability, or knowing where diseased and at-risk animals are, where they've been, and when they were there, is very important to ensure a rapid response when animal disease events take place. An efficient and accurate animal disease traceability system helps reduce the number of animals involved in an investigation, reduces the time needed to respond, and decreases the cost to producers and the government.

All Certificates of Veterinary Inspection (CVI - Health Certificates) must be sent to State office within 7 calendar days

Use Electronic Certificates of Veterinary Inspection:

http://www.aphis.usda.gov/wps/portal/aphis/home/?1dmy&urile=wcm%3apath%3a%2Faphis_content_library%2Fsa_our_focus%2Fsa_animal_health%2Fsa_vet_accreditation%2Fct_elec_cert

Record keeping requirements changes under new rule:

- Approved livestock facilities must maintain records for 5 years, except for poultry and swine.
- Poultry and swine records are to be kept for 2 years.
- Official identification distribution records must be kept by accredited veterinarian, person or entity that distributes official identification devices. These records must be maintained for 5 years.

(Continued on page 7)

Official ID Methods

Official eartag – Bears the official eartag shield (shaped graphic of the U.S. Route Shield) with “US” or the State postal code (e.g., IA) or Tribal alpha code within the shield; only one type of official eartag per animal unless in accordance with 9 CFR 86.4; must be one of the following:



Official Eartag Shield

- National Uniform Eartagging System (NUES) typically metal tags e.g., 42AAC1234
- The unique identification number will begin with a two-character alphanumeric code representing the State/Tribe of origin (e.g., 23 for PA, 42 for IA)
- Silver tags (aka: Bright tags)
- Brucellosis (Bangs) vaccination tags (orange)
- Animal Identification Number (AIN) visual identification only or with radio frequency e.g., 840 003 123 234567

Other AIN formats official through a transition period:

- 900 prefix series tags (e.g., 982, 984) when applied before 3/11/2015
- “USA” prefix tags when applied before 3/11/2015
- Location-based numbering system tags, e.g., IA1234 0012 tags with a Premises Identification Number (PIN) or a unique within-herd ID, such as Scrapie tags

As noted above in Official ID Methods, beginning March 11, 2015 all official eartags applied to animals must bear an official eartag shield.

Tags applied before the March 11, 2015 deadline will be grandfathered in and should not be removed. Tags that have not been used and do not have the US Route Shield graphic on the eartag will need to be properly disposed of. Accredited Veterinarians are responsible for the disposal of tags. Tags must be disposed of in a manner that will preclude reuse for animal identification. Tags that are disposed of will need to be inventoried and recorded on a form and sent in to our office either by fax (515-281-4282) or mail. Please be sure to keep a copy of the completed form for your records.

We do not have funds to replace unused tags, but with help from the USDA we are able to provide **free large silver (bright)** (used for cattle, cervid, etc.) **and small silver** (used for feeder pigs, etc.) tags with the US shield. **Large silver and small silver tags only** can be ordered from our office by calling Dee Clausen at 515/281-8236. They will be ordered out of the Kansas City warehouse and you must have your own Premises ID number. If your Clinic does not have a Premises ID number a premises application will need to be completed and submitted to our office to assign a Premises ID number. Your Premises ID number will need to be entered into the Kansas City warehouse database to receive free tags. It may take up to 7 days to get your first order processed once new premises ID is entered in the Kansas database. Orders received by Dee may take a day or two longer than ordering these tags directly from the State office.

All other tags (such as Brucellosis - calthood vaccination) and supplies will need to be ordered as in the past, by sending a check with the “Request for Veterinary Supplies” form to our office, Attn: Katie Hyde.

Request for Veterinary Supplies form can be found on our website:

<http://www.iowaagriculture.gov/animalIndustry/pdf/forms/RequestforSuppliesForm101614.pdf>

For more details about regulation, visit the APHIS traceability website:

<http://www.aphis.usda.gov/traceability/index.shtml>

or

IDALS website:

<http://www.iowaagriculture.gov/animalIndustry/premiseIdentificationProgram.asp>

Premises Identification Number (PIN) Tags for Swine Pork Checkoff

As of Jan. 1, 2015, the majority of U.S. pork packers and processors that harvest breeding stock require a USDA-approved, official PIN Tag for the sows and boars they purchase from market channels.

It is encouraged that producers who may not already be using the official PIN tags to begin using the tags right away to ensure they receive full value for the breeding stock they are sending to market.

According to Dr. Patrick Webb, the Pork Checkoff's director of swine health, the USDA-approved, official PIN tags for breeding swine are customizable with or without a management number and can be purchased in multiple colors.

"This allows producers to use the official tag in any color as a management tag or wait to apply the tag to sows and boars before leaving the production site to enter harvest channels," Webb said.

Once an animal is identified with an official PIN tag, it should not be removed or given a different official tag in the case of parity-segregated farms. Also, records documenting the identification and movement of breeding stock should be kept for three years.

Allflex USA, Inc., Destron Fearing and Y-Text Corporation have USDA approval to manufacture official PIN swine tags. When ordering, producers must provide the nationally standardized PIN for the breeding farm. If the site is in Iowa and does not have a PIN a premises application can be downloaded from our website (<http://www.iowaagriculture.gov/animalIndustry/pdf/premiseIDapp.pdf>) or by calling (1-888-778-7675) to request a Premises Application be sent. If you need to register sites in other states you can find out more information here <http://www.pork.org/programs-and-events/swine-id/premises-registration-process/>

To date, packers that are requiring PIN tags as a condition of sale in 2015 January include: Johnsonville, Hillshire Brands, Calihan Pork Processors, Bob Evans Farms, Wampler's Farm Sausage, Pine Ridge Farms, Pioneer Packing Co., Pork King Packing and Abbyland Pork Pack.

Porcine Epidemic Diarrhea Virus (PEDV) Dr. Jeff Kaisand

On June 5, 2014, the USDA Secretary of Agriculture issued a federal order that made novel swine enteric coronavirus diseases (SECD) reportable. The link to the federal order is:

http://www.aphis.usda.gov/newsroom/2014/06/pdf/secd_federal_order.pdf

Prior to the federal order, the United States had not only seen the introduction of Porcine Epidemic Diarrhea Virus (PEDV), but also the introduction of Porcine Delta Coronavirus (PDCoV). All individuals; including herd owners, producers, veterinarians, laboratory personnel, or others with knowledge of the disease; are required to report presumptive or confirmed cases. The case definition for a confirmed positive case is:

1. Tested positive for PEDV, PDCoV, or other emerging swine enteric coronavirus by PCR, virus isolation, and/or viral genetic sequencing; **AND**
2. Has a history of clinical signs consistent with SECD, or is from a swine herd with a history of clinical signs consistent with SECD.

(Continued on page 9)

Link to case definition: http://www.aphis.usda.gov/animal_health/animal_dis_spec/swine/downloads/secd_case_definition.pdf

The federal order also required specific reporting information. The reporting information includes premises identification number (PIN) or an alternative premises location identifier, date of sample collection, type of unit being sampled, test methods used to make the diagnosis, and diagnostic test results.

The use of a premises identification number (PIN) in a reportable disease was new to swine producers. Great progress has been made by veterinarians and producers in making sure that diagnostic submission forms have the PIN number on them at time of submission (about 15% of the submission forms had the PIN on them in June of 2014 to around 75% currently). As a follow up to further promote PIN's on the submission forms, the USDA as of December 15, 2015, will no longer pay for SECD sample testing unless the PIN is on the submission form. The combination of PIN's on the submission form, the links that have been made, and the further refinement in the reporting system, we are in a better position today to identify and report a foreign animal disease.

The federal order also provides compensation to veterinarians who complete herd health plans and subsidies to producers' biosecurity programs. Link to the herd plan summary:

http://www.aphis.usda.gov/animal_health/animal_dis_spec/swine/downloads/herd-premises-plan-summary.pdf

As a reminder, the **veterinarian** must develop and **report the herd management plan** (for a SECD positive premise) **within 45 days**. The herd management plan must address biosecurity, periodic herd health observation, animal movement, cleaning and disinfection of facilities, diagnostic testing to monitor status of SECD, and maintenance of records that are accessible to state or federal officials. The herd health plan must be completed in order for the veterinarian to be compensated for it and be complete with the items required so the producer can receive subsidies to their biosecurity program.

The USDA also in October of 2014 outlined how a premise could be declared negative for SECD. The herd veterinarian must fill out the "Declaration of Negative" form, check one of three choices on how the farm has been declared negative, sign, and submit. The link to the form is: http://www.aphis.usda.gov/animal_health/animal_dis_spec/swine/downloads/Declaration_of_negative_form.pdf

The number of positive cases of SECD slightly increased this past winter, but not to levels seen in the previous winter. Producers' vigilance towards biosecurity, as well as the United States swine herd not being naïve to SECD anymore, has attributed to not seeing a rise in cases this winter.

Veterinarians are encouraged to help disseminate information to producers, including youth swine exhibitors, to help prevent the spread of SECD.

Links to other forms associated with SECD can be found at:

http://www.aphis.usda.gov/wps/portal/aphis/ourfocus/animalhealth/sa_animal_disease_information/sa_swine_health!/ut/p/a1/vZHLdoI-wElafxUWXnMSACSzxCiq1p9YqbDgBgqQHAKLs7ekbqIu60NpNs5vMP5f_GxCAHQgEfeV7KnkpaN7GAQ7nKwf1hxC5s7U1ge7989QzI0RfOYYS-EowmtmQQZYQQsNE0B0PnTGxPAhdfFs9vPBs-Fv9FgQgiIWszAZ8WmW8CeNSSCZkmPOopvXHHWxoWB7rMC3jY9NFVPC5mHGAC6znz8JbxhtWMhFWtZFB6FLN29csJO-HVjFPAE-6xOGEjPSBnoUa8YApZrFdKz1lwsMGBNsRvh7wTMPs8lQeZguH8hijuBicBJeY9gJrkDyFUVyEZNlgPUft57fcDf-cjgEtqLf8n6XYPC-NVkvHsjb68MUZlprRjsrjbp0mdNqmKzKUwdPzqfT2mxNRu71_sC75qXVQ!/?1dmy&urile=wcm%3apath%3a%2Faphis_content_library%2Fsa_our_focus%2Fsa_animal_health%2Fsa_animal_disease_information%2Fsa_swine_health%2Fct_ped_info

Trichomoniasis 2015

Dr. Wayne Rychnovsky

Trichomoniasis (Trich) is a reportable disease of cattle. The first positive bulls were reported in Iowa in 2012. The Iowa Veterinary Medical Association immediately made funds available from the preconditioning fund to assist veterinarians and producers with the cost of testing bulls. Over 300 bulls were tested with the assistance of this funding. There have been twelve positive herds diagnosed since 2012 and four herds remain under quarantine at this time.

Iowa quarantine and quarantine release for Trich is as follows:

The following animals are quarantined

- All non-virgin bulls
- All cows that are NOT over 120 days gestation
- All open cows
- All open breeding heifers, exposed to a bull in the last breeding season

Movement is allowed to SLAUGHTER ONLY

The following animals are NOT quarantined

- Virgin bulls less than 24 months of age
- Virgin heifers less than 24 months of age
- Cows 120 days or more gestation – Confirmed by a veterinarian
- Mature bulls with 2 negative Trich tests (At least 3 weeks apart)
- Late calving cows with calf by side and no exposure to cohort bulls or any Trich positive bulls

Quarantine Release Protocol

- All cows over 120 days gestation confirmed by veterinarian
- Bulls need two (2) consecutive tests (PCR) – at least 3 weeks apart starting no less than two (2) weeks after pulling the bulls from the cow herd (next breeding season)

Clean-up of infected herds consists of the following measures:

- When bulls are pulled from cows after breeding season – isolate cows from bulls for at least 120 days, pregnancy test, and cull to slaughter all open cows
- PCR Trich test all mature bulls at least two weeks after pulling from cow herd. Positive bulls to slaughter. Retest bulls prior to breeding next breeding season.
- Use Trich test negative mature bulls, artificially inseminate or use virgin bulls

Prevention in non-infected herds consists of basic biosecurity measures and eliminating risk factors such as:

- Bull exposure from neighboring pastures/herds
- Cows commingling with neighboring pastures/herds
- Buying, borrowing, or leasing non-virgin untested bulls
- Buying open cows and bred cows under 120 days gestation for herd additions
- Retaining open cows into the next breeding season

Testing of all non-virgin herd bulls remains the heart of any good Trich prevention program.

As of February 12, 2014 Iowa has adopted Trich importation rules for cattle entering the state. Paragraph 65.4(3)"c" of Section 163 of Iowa Administrative Code has been amended as follows:

Trichomoniasis test. A bull must have a negative trichomoniasis test within 30 days prior to importation and have no subsequent sexual exposure. The trichomoniasis test is either one negative polymerase chain reaction (PCR) test or three consecutive weekly negative trichomoniasis foetus cultures. This testing requirement does not apply if the bull is:

- (1) Under the age of 24 months and listed on the Certificate of Veterinary Inspection as "virgin" or not having been sexually exposed to any female;
- (2) Being sent directly to slaughter or to an auction market and directly to slaughter; or
- (3) Temporarily in the state for a rodeo or exhibition and leaves after the event.

(Continued on page 11)

*Trich rules for interstate shipment remain extremely inconsistent, so be sure to contact the state of destination before shipping.

New Developments

The ISU VDL is now doing pooled PCR testing for Trich. Send samples individually and the lab will pool up to five samples if requested.

Swabbing the glans penis with a 4X4 gauze sponge is proving to be a more reliable and consistent method of collection than the traditional pipette technique.

Iowa FAST Eggs Project
 Dr. David Schmitt and Ginny Eason

The Iowa Department of Agriculture and Land Stewardship (IDALS) has been working with the Iowa Egg Industry and the Center for Food Security and Public Health (CFSPH) at Iowa State University (ISU) with the Federal and State Transport Plan (FAST Eggs Plan). The FAST Eggs plan is designed to facilitate movement of eggs and egg products from non-infected commercial table egg premises in a high pathogenicity avian influenza control area. It is a State/Federal/Industry partnership intended to protect poultry health, human health, business continuity, and the nation’s egg supply during an outbreak of High Pathogenicity Avian Influenza (HPAI).

Educational materials will benefit the egg industry of Iowa, IDALS and other partners involved in egg production, movement and processing. A FAST Eggs process will help to protect the agricultural economy of Iowa and the food supply. The Iowa FAST Eggs Plan is a pilot project which will serve as a model for the nation’s egg industry to demonstrate implementation of a federal and state transport plan for eggs and egg products following an outbreak of HPAI.

Employees are trained to take samples for diagnostic testing that is tested at the veterinary diagnostic laboratory at Iowa State University. The auditor has been authorized to conduct 165 audits on the facilities every six months. The auditor trains new employees at these facilities on how to obtain Oropharyngeal samples and who to contact at Iowa State University Veterinary Diagnostic Laboratory regarding the transport of the samples to be tested at the lab.

Animal Welfare
 Margie Salazar

IDALS requires Commercial Breeders, Commercial Kennels, Pet Shops, Boarding Kennels, Dealers, Public Auctions, Animal Shelters and Pounds to become an Animal Welfare licensed facility. USDA-licensed breeders and research facilities must obtain a permit with the Department.

Iowa Code, Chapter 162 and Administrative Rules, Chapter 67 outline the rules and regulations for these facilities.

IDALS maintains a list of all licensed facilities on its website. There is also a list of FAQ’s, applications and have recently added a complaint form that are all available on this site.

<http://www.iowaagriculture.gov/animalIndustry/animalWelfare.asp>

State Licensed Facilities

Commercial Breeders – 258	Commercial Kennels – 757	Pet Shops – 165
Boarding Kennels – 145	Dealers – 36	Public Auctions – 1
Animal Shelters – 122	Pounds – 166	

USDA, Animal Care Licensed Facilities

Breeder/Dealers – 244	Research Facilities - 19	
-----------------------	--------------------------	--

***“Top Ten Reasons” CVI’s (Certificates of Veterinary Inspection)
are not accepted at the Iowa State Fair
Dr. Greg Schmitt***

Each year, the staff of the Animal Industry Bureau of the Iowa Department of Agriculture and Land Stewardship examine hundreds of CVI’s that accompany animals that are being exhibited at the Iowa State Fair and each year there are some CVI’s that are not allowed because they are improperly issued. In that case, the owner has to pay the State Fair attending veterinarians (from ISU) to examine the animal(s) and issue another CVI. This causes discomfort, dismay and heartbreak for the exhibitor, the Animal Industry personnel, and perhaps you and reflects poorly on us as accredited veterinarians.

Please do your best to issue a valid CVI. **The “Top Ten” errors on CVI’s at the Iowa State Fair** are (in ascending order):

- 10) **Not listing the Iowa State Fair as Consignee and Proper Destination-** the address for the Iowa State Fair is 3000 East Grand Avenue, Des Moines, IA 50317.
- 9) **CVI not legible-** please be neat!
- 8) **Animals showing signs of contagious diseases:** For instance; club lamb fungus, warts, ringworm, pinkeye, pneumonia, diarrhea, etc. For sheep, please do a thorough inspection as club-lamb fungus can be difficult to see on unshorn sheep and may develop in a few days time. It is preferable to examine lambs after slick shearing and shortly before entry to the fair. When an animal is found to have a disease at the fair it is unable to show and must be removed from the fairgrounds immediately. This causes distress to the exhibitor and perhaps monetary loss as they have to take the animal back home or make other arrangements to have the animal removed from the fairgrounds.
- 7) **Inadequate description of animals on CVI-** ie: for horses don’t just put the horse’s name and breed. In addition to name and breed, record on the CVI the age, sex, color and markings, etc. Same for other animals.
- 6) **Not recording required statements on CVI-** i.e.: some classes of livestock such as cervids and sexually intact goats require an additional statement- check state fair regulations.
- 5) **More than one destination on the CVI –** CVI’s are for only one movement of animals and the destination or consignee should be the Iowa State Fair (i.e.: a CVI cannot have both Polk County Fair and the Iowa State Fair as the destination).
- 4) **No signature of the veterinarian**
- 3) **No date of inspection and/or date veterinarian issued CVI or date of inspection has expired-** the CVI is only valid for 30 days after inspection of animals- 14 days for sheep.
- 2) **Not recording all ID-** i.e.: market hogs require that the 4H plastic tag and ear-notches both be recorded on the CVI. Record all ID on other species as well. This includes Brucellosis tags, bright tags, tattoos, brands, EID tags, farm tags, etc.
- 1) **The #1 reason CVI’s are not accepted at the Iowa State fair is: Not recording official ID or recording incomplete ID-** Official ID for the State Fair is very specific- **you will need to read the regulations for each species.** For example; Scrapie ID in sheep and goats. Record the complete Scrapie tag number i.e.: IA3421-0157 not just the flock number IA3421 or the individual number 0157. Scrapie ID is required on all sexually intact sheep and goats at the State Fair and the complete Scrapie ID must be recorded on the CVI.

Regulations for animals exhibiting at the 2015 Iowa State Fair are available on the Iowa Department of Agriculture and Land Stewardship (IDALS) website @ <http://www.iowaagriculture.gov/animalIndustry.asp> please read them over carefully as some of the requirements have changed in the past year.

Questions? Contact your State District Veterinarian or the State Veterinarian’s office @ 515-281-5305.

Iowa's Chronic Wasting Disease (CWD) Herd Certification Program (HCP)

Dee Clausen

August 13, 2012, the interim final rule became effective. The 2012 interim final CWD rule published in the **Federal Register** on June 13, 2012 addresses the needs of the farmed cervid industry and concerns of State animal health and wildlife partners, and establishes the national voluntary CWD HCP.

The **Iowa CWD HCP** is a voluntary program.

Compliance for the CWD HCP: Monitored CWD cervid herd means a herd of Cervidae that is in compliance with the Cervid Chronic Wasting Disease Surveillance Identification (CCWDSI) Program. Monitored herds are defined as one-year, two-year, three-year, four-year, and five-year monitored herds in accordance with the time in years such herds have been in compliance with the Cervid Chronic Wasting Disease Surveillance Identification (CCWDSI) program. The ultimate goal of the CWD HCP is completing five years of compliance and reaching the Certified Status, and then maintaining this status.

Annual Inventory Inspections: Each cervidae herd enrolled in the CWD HCP must have an annual inspection and inventory reconciliation conducted by a state district veterinarian. A herd is certified for 12 months. These inspections must be done annually within 90 days of the CWD anniversary date (initial inventory date). Records shall be kept to document the history/accountability of all animals in the herd, including identification, during the inspection period.

Triennial Physical Herd Inventory Inspections: All animals in the herd must be restrained and all individual identification recorded and copies submitted to State office noted as **Physical Herd Inventory**.

Physical Inventories can be performed as part of an official herd test for tuberculosis or brucellosis.

Physical Herd Inventories are separate and different from Annual Inventories conducted by our State District Veterinarians.

The Physical Herd Inventories are to be conducted triennially and may be conducted by an Iowa licensed veterinarian or a State or Federal veterinarian. Physical Herd Inventories will be required for advancement in the program. Physical Herd Inventory completions are allowed during the 90 days before or the 90 days after your herd's expiration date.

Identification: The official identification device must be a device approved by APHIS. The second form of identification must be one that is approved by IDALS. All Cervid 12 months of age or older (All Animals under 12 months of age leaving the premises), shall have a minimum of two forms of animal identification. One of these identifications must be a nationally unique official animal identification.

As of March 13, 2013, no more than one device approved by APHIS may be applied to an animal unless the second official eartags bears the same number as the existing official ID.

Interstate movement requirements: (Animals leaving Iowa)

Cervidae leaving Iowa must meet the state of destination's entry requirements prior to movement.

Information on official animal identification devices can be found on the APHIS Traceability website at the following address: <http://www.aphis.usda.gov/traceability/devices.shtml>

Iowa maintains an Approved State in the USDA's CWD Herd Certification Program (HCP) since, December 19, 2013 and is required to renew our status annually.

Iowa's Chronic Wasting Disease (CWD) Herd Certification Program:

As of February 2015 the Iowa Department of Agriculture & Land Stewardship has 113 farm deer herds enrolled in Iowa's Chronic Wasting Disease Program. They are as follows:

- 79 Whitetail (only) Deer Producers
- 24 Elk Producers
- 2 Mixed Cervids Producers
- 8 County Conservation Boards

There are a total of 4,199 Cervidae in Iowa's CWD Program.

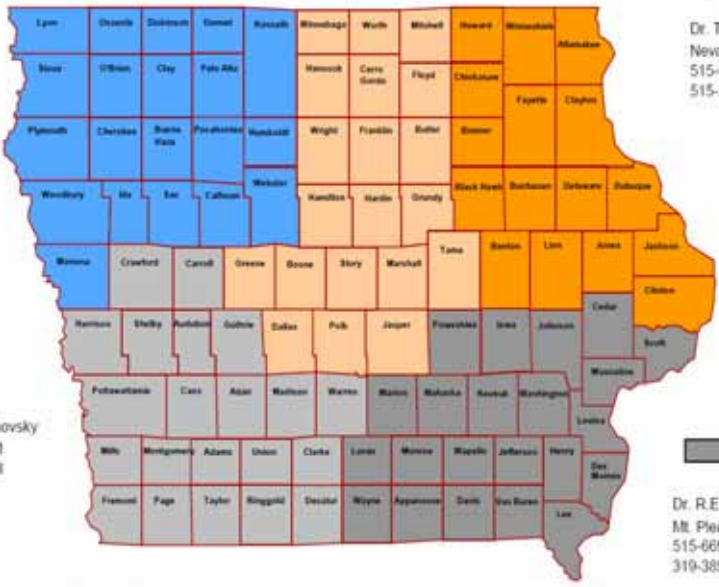
In 2014, Iowa permitted in from out-of-state 358 cervidae: 305 whitetail deer (142 went to Hunting Preserves), 11 reindeer, 17 fallow deer and 25 elk from out of state.

Since 2002, the Iowa Department of Agriculture & Land Stewardship with the Chronic Wasting Disease Program has submitted **5,556** CWD laboratory submissions for testing.

STATE VETERINARIAN DISTRICTS

Dr. David Schmitt, State Veterinarian
515-281-8601 * 515-669-3527 cell

1
Dr. Greg Schmitt
Le Mars IA 51031
515-669-5633 cell
712-541-6033 fax



2
Dr. Tim Smith
Nevada, IA 50201
515-669-6231 cell
515-382-4270 fax

3
Dr. Gary E. Eiben
Colesburg, IA 52035
515-669-6095 cell
563-656-3009 fax

4
Dr. Wayne Rychnovsky
Coring, IA 50841
515-971-7391 cell

5
Dr. R.E. Welander
Mt. Pleasant, IA 52641
515-669-5929 cell
319-385-7000 fax

Dr. Jeff Kaisand - Assistant State Veterinarian
515-281-0866 - office; 515-240-6632 - cell

IDALS FIELD STAFF

STATE DISTRICT VETERINARIANS

Dr. Gary E. Eiben D.V.M.
Fax: (563) 856-3009
Cell: (515) 669-6095
Gary.Eiben@iowaagriculture.gov

Dr. Tim M. Smith D.V.M.
Fax: (515) 382-4270
Cell: (515) 669-6231
Tim.Smith@iowaagriculture.gov

Dr. Robert E. Welander D.V.M.
Fax: (319) 385-3919
Cell: (515) 669-5929
Robert.Welander@iowaagriculture.gov

Dr. Greg S. Schmitt D.V.M.
Fax: (712) 541-6033
Cell: (515) 669-5633
Greg.Schmitt@iowaagriculture.gov

Dr. Wayne Rychnovsky
Cell: (515) 971-7391
Wayne.Rychnovsky@iowaagriculture.gov

STATE LIVESTOCK COMPLIANCE INVESTIGATOR

Curt Ferguson
Cell: (515) 250-5987

Doug Anderson
Cell: (515) 250-2757

STATE LIVESTOCK INSPECTORS

Stephanie Black
Cell: (515) 250-3597

Wayne Grier
Cell: (515) 250-3013

Kristin Sadler
Cell: (515) 333-1578

Marc Rue
Cell: (515) 250-3125

Alissa Caltrider
Cell: (515) 313-8315

Dixie Erdman
Cell: (515) 326-1685

Monica Streicher
Cell: 515-250-6139

Sam Burnight
Cell: 515-250-6108

STATE LIVESTOCK INSPECTOR DISTRICTS

1
Kristin Sadler
Linn Grove, IA
C: 515-333-1578

2
Marc Rue
West Union, IA
515-250-3125

3
Alissa Caltrider
Boone, IA
C: 515-313-8315

4
Monica Streicher
Oelwein, IA
515-250-6139

5
Sam Burnight
Smithland, IA
C: 515-250-6108

6
Stephanie Black
Center Point, IA
515-250-3597

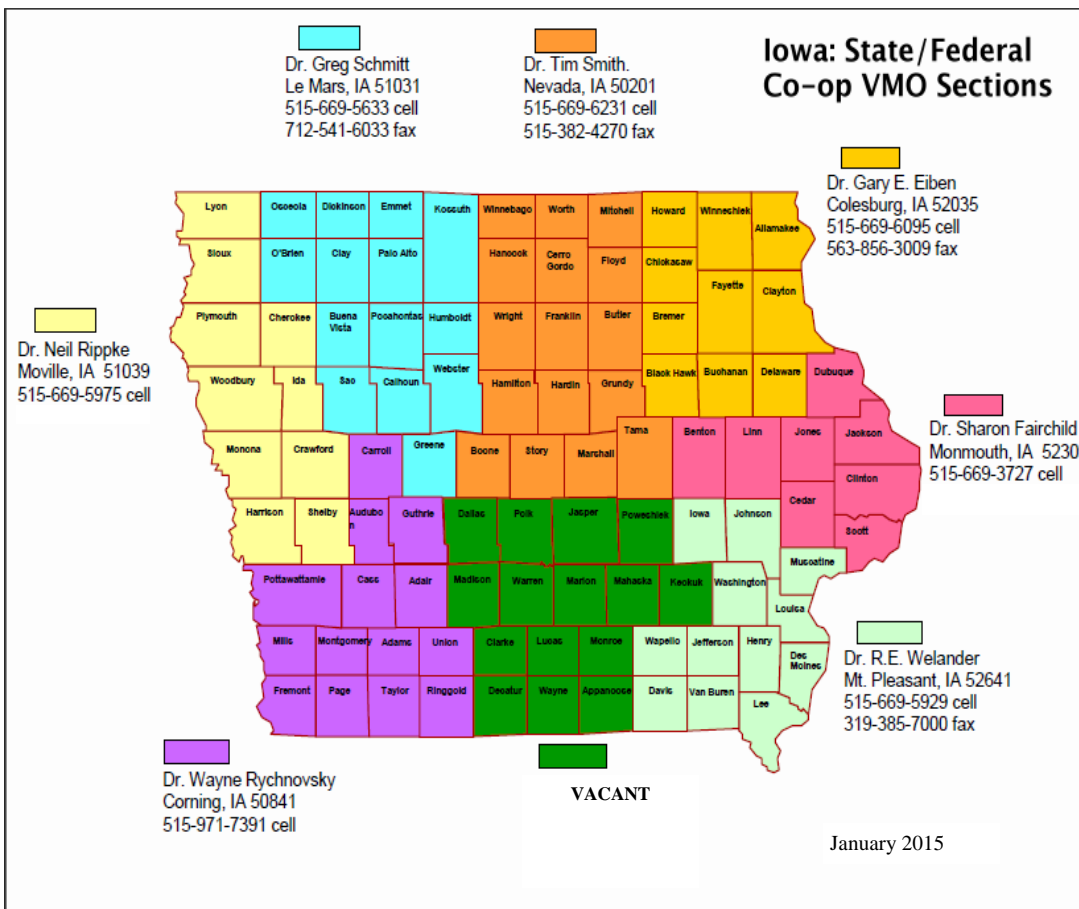
7
Dixie Erdman
Winterset, IA
C: 515-326-1685

8
Wayne Grier
Kalona, IA
515-250-3013

David Schmitt, DVM
State Veterinarian
515-281-8601
C: 515-669-3527

Jeff Kaisand, DVM
Assistant State Veterinarian
515-281-0866
C: 515-240-6632

STATE/FEDERAL COOP DISTRICT VETERINARIANS



USDA STAFF

USDA, APHIS, VETERINARY SERVICES

Iowa District Office
210 WALNUT STREET, ROOM 891
DES MOINES, IOWA 50309
Main Line: (515) 284-4140
Fax: (515) 284-4156

Dr. Kevin L. Petersburg
Assistant District Director
Phone: (515) 284-4140

Dr. Stephan Schaeferbauer
Epidemiologist
Phone: (515) 323-2104

Export Inquiries (515) 284-4140

FEDERAL VETERINARIANS

Dr. Sharon K. Fairchild
Cell: (515) 669-3727
Sharon.K.Fairchild@aphis.usda.gov

Dr. Neil E. Rippke
Cell: (515) 669-5814
Neil.E.Rippke@aphis.usda.gov

Avian Influenza

(High & Low Pathogenic AI Surveillance Programs)
Dr. David Schmitt

Avian influenza (AI) continues to be of concern to Iowa's poultry industry. Low and highly pathogenic H5 & H7 avian influenza (LPAI/HPAI) are reportable diseases. Iowa ranks number one in the nation with the number of layers (over 60 million chickens) and produces approximately 15 billion eggs per year. Nationally, we are first in turkey processing and tenth for production (9 million birds). 2013 was the eighth year IDALS conducted the High Path H5 & H7 AI Surveillance & Awareness Program with a Low Path H5 & H7 AI Surveillance & Educational Outreach through funding provided by USDA. To aid in early detection, this project includes surveillance of small poultry flocks at exhibitions, i.e., {swap meets, county fairs, and the Iowa State Fair}. Testing is voluntary and all have to date been negative!

Johnes Herd Testing and Culturing

Dr. Gary E. Eiben

For dairy and beef producers there is a Johnes classification program that could give a better assurance that the replacement animals they are selling to other producers are at low risk of carrying and spreading *Mycobacterium avium* subsp. Paratuberculosis.

The classification system consists of levels 1 to 6. Classification levels 1 to 3 identify herds with low positive or an initial year of test negative results. Levels 4 to 6 identify herds with 2 or more years of negative testing. Once you have reached levels 1 to 4 a yearly test is needed to maintain that status. Once levels 5 to 6 are reached a test every two years is required to maintain those statuses. Vaccinated herds will be eligible for levels 4 to 6 after vaccination has been discontinued.

Herds that are enrolled in the classification program must use testing protocols according to the 'Uniform Program Standards for the Bovine Johnes Control Program'. Some of the protocols are animal identification with an official USDA tag. Yearly statistical subset testing based on herd size and random selection for levels 1-4 and every two years for levels 5 to 6. Use of approved program tests which include USDA approved Elisa, individual or pooled fecal PCR tests and in some cases environmental fecal sampling.

Cattle herds in the initial year of testing will be placed in classification levels 1 to 3 after a complete herd test of test-eligible animals or a subset testing in large herds. After the second year of testing with no positive results, herds will be upgraded to level 4. After the third year of testing with no positive results, herds can move to level 5. And after the fourth year of negative testing, herds can move to level 6. Herds with positive results are not able to advance to levels 4 to 6.

The Johnes classification program would be a great way to show your potential customers that you are serious and pro-active about selling healthy breeding animals with low risk of spreading Johnes. If you are interested in knowing more about the Johnes classification program talk with your local veterinarian or call the Iowa Dept. of Agriculture and Land Stewardship office at 515-281-5305.

2014 Feral Swine Report

Josh Wisdom

USDA Wildlife Services

There were 5 feral swine tested in 2014, from Taylor, Madison and Iowa counties. Currently feral swine include escaped domestics, true wild hogs and pet varieties like pot belly and miniatures. The disease threat posed to Iowa's agriculture by any type of feral swine is very real. Currently all feral swine are tested for swine brucellosis, pseudorabies, classical swine fever, leptospirosis and influenza A virus in swine.


New in 2014, as part of the national feral swine program, the USDA will provide assistance to anyone seeking help in eradicating feral swine from public or private property. USDA Wildlife Services are also taking genetic samples from feral swine. This is to create a genetic map of feral swine across the US that can lead to convictions on illegal transportation and releases of feral swine besides answering other questions regarding source populations.

Please contact Josh Wisdom with USDA Wildlife Services directly in regards to feral swine sightings, kills and reports. Wildlife Services would like to collect blood samples, a kidney and genetic (hair) materials.

IDALS, the DNR and Wildlife Services are working cooperatively to rid Iowa from any existing feral swine and prevent establishment of new populations.

Report feral hogs to:
Josh Wisdom 217-306-8287
Joshua.p.wisdom@aphis.usda.gov

Or Online at:
<http://www.extension.iastate.edu/forestry/>
(scroll to the bottom, right above the map)



Guidance for Feed-use Antibiotics in Livestock Production

ICA Fact Sheet — January 2014

Justine Hosch Stevenson

Overview

On Dec. 12, the Food and Drug Administration (FDA) published their final Guidance #213 and a proposal for revisions to the current Veterinary Feed Directive (VFD). Guidance #213 is part of FDA's larger strategy for judicious use of the antibiotics important in human medicine in an effort to reduce antibiotic resistance. The new guidance provides two recommended principles to limit medically important antimicrobial drug use in animals that:

1. Are considered necessary for assuring animal health.
2. Include veterinary oversight or consultation.

This guidance only pertains to the medically important antibiotic products approved for use in feed and water. Medically important antibiotics in injectable form do not come under this guidance.

Animal Drug Classification

New animal drugs and combination products are approved with one of the following marketing statuses and respective directions for application:

1. Over-the-counter (OTC) – *lay person is provided adequate directions for use.*
2. Veterinary prescription (Rx) – *lay person cannot use safely, need veterinarian oversight.*
3. Veterinary feed directive (VFD) - *lay person cannot use safely, need veterinarian oversight.*

With the provisions in Guidance #213, all medically important antibiotics used in feed and water will require a VFD or Rx, respectively, in order to obtain these products.

Judicious Drug Use

FDA guidance seeks to eliminate the sub-therapeutic use of medically important antibiotics in feed and water for growth promotion. A VFD or Rx for antibiotic use in feed or water can be obtained provided one of the following cases exists:

1. **Prevention** – consideration by the veterinarian of relevant factors, such as avoiding a newly attained group of feeder calves from getting a respiratory infection.
2. **Control** – administration to decrease the spread of disease in a herd while clinically ill animals are treated, such as limiting the spread of BRD in a feedlot.
3. **Treatment** – used in a therapeutic manner to remedy a condition or disease, such as applying a treatment additive for pneumonia.

Guidance Compliance

The FDA intends to work with affected drug sponsors to help them voluntarily implement the principles. Although FDA is committed to completing this rulemaking process within 3 years they are prepared to extend the timeframe, as necessary, to ensure that it coincides with the implementation of the revised VFD requirements. **At this time producers are not required to follow components of Guidance #213 until December 2016, when it will become mandatory.**

Affected Cattle Drugs

The list of affected drugs was determined by antibiotic classes important for use in treating infections in human medicine such as: aminoglycosides, lincosamides, macrolides, streptogramins, sulfonamides, and tetracyclines.

Current use of antibiotics in cattle feed is primarily for the prevention and control of conditions/diseases such as liver abscesses, coccidiosis and anaplasmosis. The products below will still be available to add to feed and water for control, treatment or prevention; however, oversight of a veterinarian will be required by either VFD or Rx.

(Continued on page 19)

Antibiotic Class	Active Ingredient	Trade Name	Use
Aminoglycoside	Neomycin Sulphate	Biosol	Treatment and control of bacterial enteritis.
Macrolide	Tylosin Phosphate	Tylan	Premix reduces the incidence of liver abscesses.
Macrolide	Tylosin Phosphate	Tylovet	Prevention and control of coccidiosis and liver abscesses.
Tetracycline	Chlortetracycline (CTC)	Aureomycin	Treatment of bacterial enteritis and pneumonia. Feed < 5 days.
Tetracycline	Chlortetracycline (CTC)	Pennchlor	Control of anaplasmosis in feedlot cattle and pneumonia in calves.
Tetracycline	Oxytetracycline	Terramycin	Control of bacterial enteritis and pneumonia.
Tetracycline	Oxytetracycline Hydrochloride	Pennox	Control of bacterial enteritis and pneumonia.

Guidance #213 does not pertain to ionophores, unless used in combination with a medically important antibiotic such as: MGA 100 / Rumensin / Tylan. This additive would require a valid VFD.

Guidance #213 does pertain to any feedstuff or supplement that contains any of the above active ingredients, such as medicated mineral.

VFD Record Keeping

The producer, veterinarian, and supplier must currently maintain records for two years with records readily available for FDA inspection and copying. The proposed changes to the VFD reduce this record-keeping time from two years to one year.

Records must include:

Time period antibiotic was available for livestock.

Target animals must be specified – pen number / tag number.

Labeling must have cautionary statement.

Iowa cattle producers that utilize antibiotics in feed or water are strongly encouraged to contact their veterinarian to discuss the new changes provided in Guidance #213. The list of antibiotics included on the affected list will continue to change and develop as antibiotic resistance is studied in livestock. This topic and related details are constantly shifting, so stay tuned to the Association for more updates. Call 515.296.2266 with any questions.

ICA Fact Sheet derived from FDA Guidance #213 and #152. Prepared by Justine Stevenson, ICA Director of Government Relations & Public Policy. Revised: Jan. 2014.

2014 Classical Swine Fever Surveillance

Dr. David Schmitt and Ginny Eason

The IDALS Animal Industry Bureau received federal funding for Classical Swine Fever (CSF) surveillance testing. Classical Swine Fever is still present in Asia, South and Central America, Mexico, parts of Africa and the Caribbean Islands. The significance of US surveillance testing is to demonstrate to world pork export markets the US is indeed free of this disease and that surveillance testing is ongoing.

To meet surveillance goals swine tonsils are being collected from no-value swine mortalities at markets. The District Veterinarians will have collected 1,000 tonsils for sampling from April 1, 2014 to March 31, 2015 with negative tests reported.

Highly Pathogenic Avian Influenza Confirmed in US

Dr. David Schmitt

No immediate public health concern; detected strain not known to harm humans

The United States Department of Agriculture's (USDA) Animal and Plant Health Inspection Service (APHIS) has confirmed the presence of highly pathogenic (HPAI) H5N8 and H5N2 avian influenza in the Washington, Oregon, Idaho, California and now most recently turkey flocks in Minnesota, Missouri and Arkansas. **No human cases of these avian influenza viruses have been detected in the United States, Canada, or internationally, and there continues to be no public health concern.**

The H5N8 and H5N2 strains found have not been shown to present a health risk to the public. As a reminder, the proper handling and cooking of poultry and eggs to an internal temperature of 165 °F kills bacteria and viruses.

The United States has the strongest AI surveillance program in the world, and USDA is working with its partners to actively look for the disease in commercial poultry operations, live bird markets, and in migratory wild bird populations.

These virus strains can travel in wild birds without them appearing sick. People should avoid contact with sick/dead poultry or wildlife. If contact occurs, wash your hands with soap and water and change clothing before having any contact with healthy domestic poultry and birds.

All bird owners, whether commercial producers or backyard enthusiasts, should continue to practice good biosecurity, prevent contact between their birds and wild birds, and to report sick birds or unusual bird deaths to State/Federal officials, either to the state veterinarian or through USDA's toll-free number at 1-866-536-7593. Additional information on biosecurity for backyard flocks can be found at healthybirds.aphis.usda.gov

Additional background:

Avian influenza (AI) is caused by an influenza type A virus which can infect poultry (such as chickens, turkeys, pheasants, quail, domestic ducks, geese, and guinea fowl) and is carried by free flying waterfowl such as ducks, geese and shorebirds. AI viruses are classified by a combination of two groups of proteins: hemagglutinin or "H" proteins, of which there are 16 (H1–H16), and neuraminidase or "N" proteins, of which there are 9 (N1–N9). Many different combinations of "H" and "N" proteins are possible. Each combination is considered a different subtype, and can be further broken down into different strains. AI viruses are further classified by their pathogenicity (low or high)—the ability of a particular virus strain to produce disease in domestic chickens.

The H5N8 virus originated in Asia and spread rapidly along wild bird migratory pathways during 2014, including the Pacific flyway. In the Pacific flyway, the H5N8 virus has mixed with North American avian influenza viruses, creating new mixed-origin viruses. These mixed-origin viruses contain the Asian-origin H5 part of the virus, which is highly pathogenic to poultry. The N parts of these viruses came from North American low pathogenic avian influenza viruses.

USDA has identified two mixed-origin viruses in the Pacific Flyway: the H5N2 virus and new H5N1 virus. The new H5N1 virus is **not** the same virus as the H5N1 virus found in Asia, Europe and Africa that has caused some human illness. Detailed analysis of the virus is underway in cooperation with the U.S. Centers for Disease Control and Prevention. None of these viruses have been identified in humans, nor are expected to pose a public health risk.

For more information about the ongoing avian influenza disease incident in the Pacific Flyway visit the [APHIS website](#). More information about avian influenza can be found on the [USDA avian influenza](#) page.

2015 Exhibition Regulations

Please keep these on hand to use when preparing health certificates for the State Fair.
Please do yourself, our profession,
the exhibitors, and the regulatory personnel a favor — do not issue a health certificate if
the animal does not meet all the
requirements. Exhibiting livestock is a high-risk activity with respect to possible disease transmission.

IMPORTANT:

IDALS newsletter and 2015 Iowa exhibition regulations can be viewed on IDALS website:
<http://www.iowaagriculture.gov/animalIndustry.asp>

DISEASE STATUS

Cattle Brucellosis: All states have Brucellosis Free State status.

Swine Brucellosis: All states have Swine Brucellosis Free State Status.

Cattle Tuberculosis: Michigan has split state statuses. California is classified as Modified Accredited Advanced. The rest of the country is classified as tuberculosis Free state status.

Michigan has split statuses:

Free status in Upper Peninsula and lower part of MI

Modified Accredited in 4 counties (**Montmorency, Alpena, Oscoda, and Alcona**)

Modified Accredited Advanced in 7 counties (**Emmet, Cheboygan, Presque Isle, Charlevoix, Antrim, Otsego, and Crawford**)

California: Modified Accredited Advanced

Pseudorabies: The entire country is Stage V.

2014 Imports: 28 million animals were imported in to Iowa with the exceptions of chickens and turkey.